

MIAMI MARLINS • MIAMI MARLINS • MIAMI MARLINS • MIAMI MARLINS • MIAMI MAR



2022

MEDIA GUIDE

CONTENTS

THE MARLINS STORY

THE MARLINS STORY	2
LOANDEPOT PARK	3
MARLINS FOUNDATION	4-7
LOANDEPOT PARK EXPERIENCE	8-12

FRONT OFFICE

EXECUTIVE STAFF	14-17
BUSINESS EXECUTIVES	18-19
BASEBALL EXECUTIVES	20-22

FIELD AND CLUBHOUSE STAFF

DON MATTINGLY	24-25
FIELD STAFF	26-31
MEDICAL STAFF	32-34
SUPPORT STAFF	35-36
ANALYTICS	37

PLAYERS

PLAYER BIOGRAPHIES	38-121
--------------------------	--------

CLUB HISTORY

MARLINS BATTING LEADERS AND RECORDS	123-133
MARLINS PITCHING LEADERS AND RECORDS	134-140
MARLINS TEAM RECORDS	141
MARLINS PLAYER RECORDS	142
HOME RUN HISTORY	143-144
INNINGS RECORDS	145-146
STREAKS	147-151
COMPLETE GAME HISTORY	152
GAME TIMES	153
BEST / WORST RECORDS BY GAME	153-154
ALL-TIME NUMERICAL ROSTER	155-159
ALL-TIME ALPHABETICAL ROSTER	159-163
MIAMI BBWAA AWARD WINNERS	164
ALL-TIME PLAYER AWARDS	164-165
ALL-TIME TRADES BY TEAM	165
RULE 5 DRAFT	166-167
CREATION OF THE FRANCHISE	168
INAUGURAL SEASON INFORMATION	169

OPENING DAY HISTORY	170-171
ATTENDANCE RECORDS	172
SUN LIFE STADIUM HISTORY	173

PLAYER DEVELOPMENT

BASEBALL OPERATIONS DIRECTORY	175
PLAYER DEVELOPMENT & SCOUTING AWARDS	175
SCOUTING STAFFS	176-177
INTERNATIONAL OPERATIONS	178
MINOR LEAGUE COORDINATORS	179-181
EDUCATION DEPARTMENT	182
JACKSONVILLE JUMBO SHRIMP	183-184
PENSACOLA BLUE WAHOOS	185-186
BELOIT SKYCARPS	187-188
JUPITER HAMMERHEADS	189-190
FLORIDA COMPLEX LEAGUE	191-192
DOMINICAN SUMMER LEAGUE	193
YEAR-BY-YEAR ORGANIZATIONAL STANDINGS	194-196
FIRST-YEAR PLAYER DRAFT RECAPS	197-200
MINOR LEAGUE PLAYER ROSTER	201-203

OPPONENTS

OPPONENTS	205-209
-----------------	---------

GENERAL INFORMATION

MEDIA INFORMATION	211
INFORMACIÓN A LOS MEDIOS	212
BALLY FLORIDA	213
FOX SPORTS 940 AM MIAMI	214-215
RADIO MAMBI 710 AM	216
MARLINS BROADCASTER HISTORY	217
NATIONAL BASEBALL HALL OF FAME INFORMATION	373
MARLINS COMMUNICATIONS STAFF	219
SPRING TRAINING INFORMATION	220
ALL-TIME SPRING TRAINING ATTENDANCE	221
SPRING TRAINING HISTORY & RECORDS	222

THE 2021 MIAMI MARLINS MEDIA GUIDE WAS PRODUCED BY DANIEL KURISH, LUIS DORANTE AND JON ERIK ALVAREZ, OF THE MARLINS COMMUNICATIONS DEPARTMENT, WITH ASSISTANCE FROM KYLE SIELAFF, ROCKY EGUSQUIZA, SARAH GARCIA, AND ANGELA SMITH, UNDER THE SUPERVISION OF JASON LATIMER. SPECIAL THANKS TO HECTOR CRESPO, EMILY GLASS, JOSH KAPLOFF, TAYLOR BOLLES, DAVE SACHS, AND JOSH ZALEZNIK.

COVER DESIGN: MARLINS CREATIVE SERVICES. CREATIVE SERVICES: TAYLOR BOLLES AND JOSH ZALEZNIK. PHOTOS BY JOSEPH GUZY.

SPECIAL THANKS TO MAJOR LEAGUE BASEBALL INFORMATION SYSTEMS, ELIAS SPORTS BUREAU & JOHN LABOMBARDA, STATS LLC, SOCIETY FOR AMERICAN BASEBALL RESEARCH, BASEBALLREFERENCE.COM, RETROSHEET.ORG, ESPN, AND DAVID VINCENT.

COPYRIGHT 2020 MIAMI MARLINS. ALL INFORMATION IS CURRENT AS OF APRIL 1, 2021.

THE MIAMI MARLINS STORY

The **Miami Marlins** are one of *baseball's youngest yet most exciting franchises*, combining the tradition of America's pastime with the energy and excitement of South Florida. We are committed to being authentic Miami, the city that exudes culture, passion, attitude and style. Miami not only has a rich diversity and upbeat energy, but also a deep-rooted love for the game of baseball. Pair the ambience of the city with the refreshed approach of the Miami Marlins organization and you get an exciting combination of past, present and future.

The club's official hashtag for the 2022 season is #MakeItMiami, with a focus on celebrating the South Florida community, as the people are at the heart of everything the Marlins are and will become. The Marlins are "Of Miami" and not just in Miami.



In the brief 29-year history of the franchise, the club has hoisted two World Series championships and claims three National League playoff berths, with the latest coming in 2020. The two-time World Series Champion Marlins are dedicated to building sustained success on and off the field as a world-class entertainment venture, while making a positive impact on our community.

The efforts on the baseball side are highlighted by a talented roster and a top-ranked farm system. Both aspects of the organization played key roles in the postseason appearance in 2020, when the Marlins exceeded external expectations, finishing with the team's first winning season since 2009 and snapping a 17-year span without reaching the playoffs. Following the season, Don Mattingly was named National League Manager of the Year, becoming the third manager in club history to receive the honor.

The Marlins now head into the 2022 season with one of the most exciting young pitching rotations, and a balanced lineup filled with sluggers. The evolving plan is in motion on the field, and there is a commitment to serve the South Florida community off the field. As an organization that lives through its values, the Marlins are dedicated to building sustained success on and off the field as a world-class entertainment venture.

The Marlins have an unwavering commitment to our community and making an impact with our future leaders and All-Stars. The organization features one of the most diverse front office staffs across professional sports, highlighted by a mix of homegrown talents along with exceptional individuals from across the globe. Our inclusive work environment encourages passionate, innovative, and driven individuals to exceed expectations.

Entering the fifth year under new ownership, the organization has seen steady progress and now boasts a world-class fan experience at loanDepot park that boasts a first-class experience for all. The transformation of loanDepot park occurred with a commitment from ownership to invest in the fan experience that features the look, taste and sounds of the South Florida community, while also being the top pick for family fun.

It all began in the first year with the launch of the Dimelo campaign in 2018 to listen to fans and build trust with the community. Then the Marlins invested in the cost of the fan experience in year two with the addition of social spaces and local food partners as well as the introduction of The \$3 or \$5 Menu. The re-imagined ballpark experience continued in 2021 with new enhancements for fans, with Free-Flow Parking, the Biscayne Brew Hall and the Fanatics Team Store in Section 26. New in 2022 is the addition of Recess Sports Lounge in Left Field, which exudes the South Florida vibe with a one-of-a-kind experience, located just beyond the left field wall.

The evolution of the Miami Marlins first began with the club's new logo and colors, announced in November 2018. loanDepot park transformed that same offseason with the reset of the premium space, addition of social spaces, and a re-imagined food and beverage experience. The Marlins also reset ticket prices, making Marlins baseball one of the most affordable entertainment option in South Florida, with tickets starting at just \$10!

@MARLINS

The official social media accounts of the Miami Marlins, bringing fans closer to the team with behind-the-scenes content, player exclusives, highlights and so much more. Follow along on Facebook, Twitter, Instagram, TikTok, and LinkedIn.

loanDepot[®] park

The Miami Marlins and loanDepot, the nation's second-largest nonbank retail lender, announced on March 31, 2021 that loanDepot will be the exclusive naming rights partner for loanDepot park, the home of the Miami Marlins and world-class special events, becoming the first naming rights partner in the venue's history. The multi-year partnership began on March 31, 2021 and unites two young, innovative organizations on the rise, with the common vision of providing first-class experience for consumers and positively impacting their community.

Both the Marlins and loanDepot know that "home means everything" as they joined together to continue a commitment to further grow loanDepot park as a jewel sports and entertainment venue. As one of the most versatile venues in sports, loanDepot park will be home to much more than just baseball, also playing host to a variety of diverse public and private events. In addition to Major League Baseball, loanDepot park is equipped to host jewel events such as the MLB All-Star Game, World Baseball Classic, Super Bowl Opening Night, Monster Jam, as well as concerts, community events, graduations and much more. The uniqueness and attractiveness of the venue make it ideal for world-class entertainment and business events.

A special announcement was made on March 31, 2021 to introduce loanDepot park to media as well as staff members from loanDepot and the Miami Marlins. The day began with a press conference featuring Marlins CEO Derek Jeter and loanDepot CEO and Founder Anthony Hsieh. Then the group took the field with two young athletes from the Boys and Girls Club of Miami-Dade to score the first run and throw the first pitch in loanDepot park history. Young athlete Leslie Valle took the field at second base and came across to score the first run at loanDepot park, while CEO Anthony Hsieh took the mound and fired a strike to young athlete Adrian Blanco.

As one of the most versatile venues in sports today, loanDepot park also will play host to a diverse array of public and private events. In addition to being the ideal setting for Major League Baseball, loanDepot park is well-equipped to host such jewel sports events as the MLB All-Star Game, World Baseball Classic, Super Bowl Opening Night, college football and Monster Jam. The venue's unique architecture and atmosphere also make it an ideal backdrop for world-class entertainment, business, and community events.

Both loanDepot and the Marlins prioritize the importance of community involvement and are deeply connected to the communities in which they live and work. As part of their new alliance, loanDepot will donate \$50 for every Marlins run scored during the regular season to expand youth baseball and softball opportunities through the Miami Marlins Foundation programming at the Boys & Girls Clubs of Miami-Dade. This is in addition to loanDepot's season-long "Home Means Everything" RBI campaign, for which the company will be donating \$25 for every regular season RBI to Boys & Girls Clubs of America. loanDepot is kicking off the "Home Means Everything" RBI campaign with a special Opening Day activation that will bring \$250 for every RBI for BGCA.

Additionally, in recognition of their dedication and service, and to provide continued assistance to active duty military personnel and veterans, loanDepot will serve as the presenting sponsor of Salute & Serve Days. Every Monday at loanDepot park, active and retired military personnel, veterans, fire rescue personnel, members of the police department and healthcare professionals will receive two complimentary tickets to the game.



MIAMI MARLINS FOUNDATION

The **Miami Marlins Foundation** is the official charity of the Miami Marlins.

With the support of our partners, stakeholders, and fans, the Miami Marlins Foundation makes an impact by creating opportunities for youth to stay active, achieve academic success, and build leadership skills. Our wellness programs address barriers that students face with academic success, food insecurity, healthy eating habits, and fitness. In the area of empowerment, we focus on college scholarships, leadership development and providing educational resources to students and teachers. Our youth baseball & softball programs promote well-being, proper nutrition, and support social and emotional learning that builds champions on and off the field.

We utilize the power of baseball and the support of the Miami Marlins to run and fund programs that enable our community to thrive.

MISSION

To positively impact South Florida's youth by creating opportunities for our youth to stay active, achieve academic success, and build leadership skills.

VISION

We envision a city where all youth prosper through wellness and empowerment, having the opportunity to thrive.

@MARLINSIMPACT

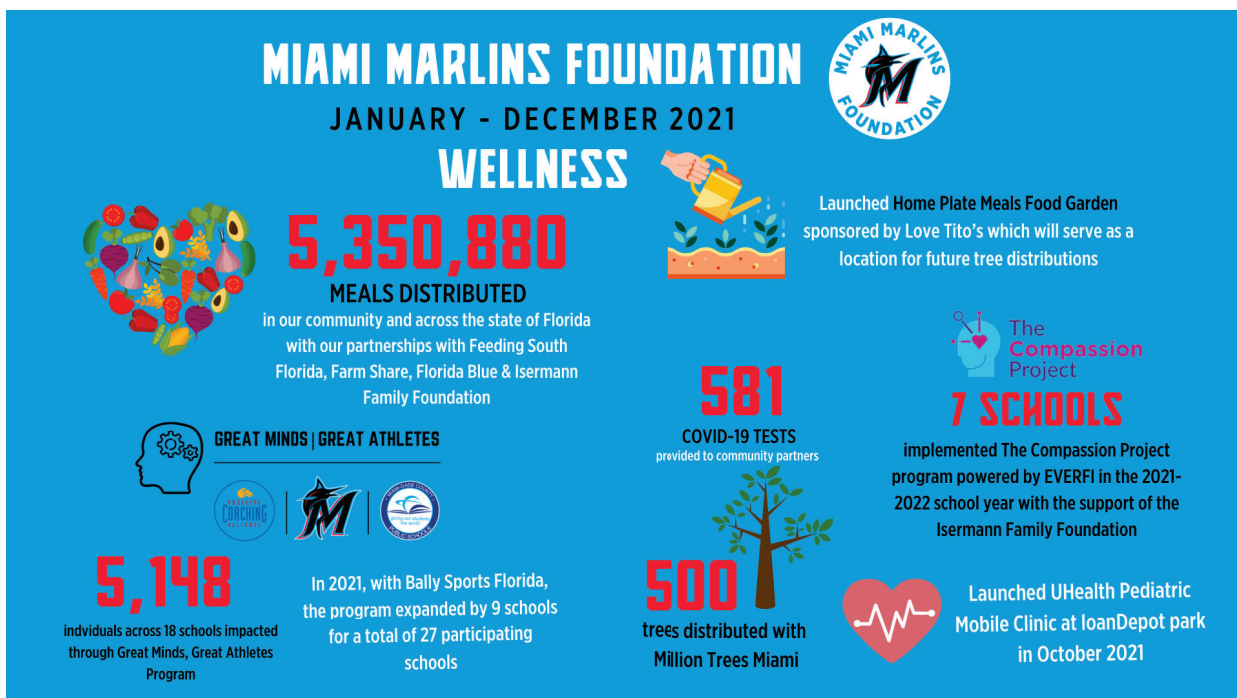
Be sure to follow @MarlinsImpact on Twitter and Instagram to see the IMPACT being made by the Miami Marlins Foundation.

PROGRAMS

Our key programs in wellness, empowerment, and youth baseball and softball are listed below:

WELLNESS

In 2020, the Miami Marlins Foundation distributed more than 829,000 meals to local families, along with 24,000 bottles of hand sanitizer and 20,000 face coverings. Our wellness programs focus on food security and mental and physical well-being.



Our wellness initiatives include:

+ **Great Minds, Great Athletes Program:** The award-nominated mental wellness program returns for the third year, focused on providing student-athletes and their support group (coaches, staff, and parents) the skills to improve student's social and emotional needs. The program has grown to 27 schools in Miami-Dade County Public Schools, and provides a positive, character-building experience focused on the youth's social and emotional growth. In 2020, the Marlins launched the Great Minds, Great Athletes Program in partnership with Miami-Dade County Public Schools and the Positive Coaching Alliance, providing mental wellness support for student-athletes as well as their parents, coaches, and school administration. NIKE has joined the Marlins efforts and will entitle the program for the 2022-23 school year.

+ **Home Plate Meals Food Pantry Program:** In partnership with Feeding South Florida, we underwrite a food pantry at Charles Drew K-8 Center and Citrus Grove Elementary/Middle Schools to provide a variety of readily accessible food to students and their families, in a safe environment with which they are already familiar. The food pantry focuses on providing non-perishables and fresh fruits and vegetables through a monthly farmers market style distribution. The generous support of our players and fans have enabled us to support this program.

+ **Home Plate Meals Food Distributions:** Focusing on wellness challenges that prevent children from excelling in school, the Miami Marlins Foundation addresses food security, promotes healthy eating habits, and physical and mental fitness. Our Home Plate Meals program, consisting of food pantries, drive-thru and mobile distributions, and a Thanksgiving distribution program, has provided over 825,000 meals to our local community.

+ **Home Plate Meals Thanksgiving Distribution presented by Tito's Handmade Vodka:** The Miami Marlins Foundation hosted its annual Thanksgiving Distribution at loanDepot park thanks to the generous support of Tito's Handmade Vodka. Marlins players Sandy Alcantara and Jesus Luzardo were joined by Marlins staff and players, community leaders, and Love, Tito's volunteers to donate 1,000 Thanksgiving meals to low-income families in our local neighborhood. Each family receives a Thanksgiving bag which includes a 10-pound turkey and fixings that include stuffing, cranberry sauce, rice, pasta, canned tomatoes, fresh sweet potatoes, fresh corn, fresh zucchini and fresh squash, serving more than 20,000 meals.

EMPOWERMENT

Our empowerment programs are providing access and opportunity to more than 54,000 students.

MIAMI MARLINS FOUNDATION
JANUARY - DECEMBER 2021
EMPOWERMENT

- 975** youth at our Slugger Schoolhouses, Boys & Girls Club, and Urgent Inc. participated in our virtual Black History Month, Jackie Robinson Day and Hispanic Heritage celebrations
- 9,000** students provided with school supplies during Impact Week & Pepsi Stronger event with Big Brothers Big Sisters
- 139** students provided with complimentary eye exams at Poinciana Park Elementary
- 10 LAPTOPS** donated to KIPP Liberty & Courage Academy
- 11** scholarships awarded to deserving students
- 90** Pre-K students have had continued engagement through PNC Bank's Grow Up Great program
- 110** youth at Alpha Charter of Excellence part of our Holiday Wishes program

Our empowerment initiatives include:

+ **Slugger Schoolhouse Program presented by PNC Bank:** The Miami Marlins Foundation Slugger Schoolhouse Program presented by PNC Bank brings together year-round resources from the Miami Marlins, MLB, and our partners to schools in our loanDepot park neighborhood.

Each school year, the Miami Marlins Foundation coordinates quarterly initiatives with the students including educational opportunities, food distributions, empowerment projects, and exercise programs. Participating schools include Lenora B. Smith Elementary, Poinciana Park Elementary, Kensington Park Elementary, and Alpha Charter of Excellence.


+ **Miami Marlins Scholars:** Scholars are need-based academic scholarships that are awarded annually in two key categories:
Legacy Scholars: Awarded to students who have a commitment to making a significant impact in their community and live by Jackie Robinson's nine values; awarded through the RBI Scholarship and the Jackie Robinson Foundation Scholarship presented by NIKE.
First Generation Scholars: Awarded to students who are first in their family to attend college.

+ **Back to School Distribution:** Our annual Back to School distribution, in partnership with the Kiwanis Club of Little Havana, provides more than 9,000 students with school supplies in select Miami-Dade and Broward County elementary schools. AutoNation was the presenting partner in 2020 for school supplies for Broward County schools.

+ **Holiday Wishes:** This initiative celebrates the joy of the holidays. Families enjoy treats, arts and crafts, and music. Our employees select kid's wishes and purchase gifts providing youth from low-income families with an unforgettable holiday experience.

YOUTH BASEBALL & SOFTBALL





The Foundation provides sports-based youth development programs that utilize baseball and softball as the vehicle to provide kids with life-changing social and emotional learning experiences. Our programs impact over 100,000 youth in South Florida, reinforcing what it means to be a team, providing character development and creating leadership opportunities for youth of all abilities.




MIAMI MARLINS FOUNDATION


JANUARY - DECEMBER 2021


YOUTH BASEBALL & SOFTBALL

<p>TEE BALL 2,955 ATHLETES 197 TEAMS</p> 	<p>JR. RBI 301 ATHLETES 20 TEAMS</p> 	<p>RBI 551 ATHLETES 27 TEAMS</p> 
<p>435 youth participants for Marlins Youth Academy Summer Camp & Field Day programs presented by Nike</p> 		<p>162 Youth Players of the Game for the 2021 season</p>
<p>551 student-athletes participated in 2021 Marlins RBI program 13 advanced to the RBI World Series</p>		<p>1,500 students completed Sports Can Battle Racism workshop</p>
<p>69 schools in Miami-Dade County & Palm Beach County</p>		<p>34,000+ youth participants</p>



FUN AT BAT





POSITIVE COACHING ALLIANCE
SPORTS CAN BATTLE RACISM

@MARLINSYOUTH

Follow us at @MarlinsYouth on Twitter and Instagram to keep up with all of our youth program initiatives.

+ **Marlins Youth Academy Tee Ball Initiative:** The initiative has grown the game across South Florida by alleviating some of the league costs while also providing team shirts, hats, and equipment to recreational Tee Ball programs. The current 2022 Tee Ball Spring Season presented by UKG features 243 teams from Monroe, Miami-Dade, Broward, and Palm Beach counties playing across 25 leagues, nearly twice the amount of teams since the inaugural Spring Season in 2019. In partnership with CITY Furniture, the Marlins will launch the Miami Marlins Youth Academy Tee Ball Fall Season, which will feature 50 teams across Miami-Dade, Broward, and Palm Beach Counties.

+ **Miami Marlins RBI presented by UHealth - The University of Miami Health System:** The Miami Marlins RBI program offers organized baseball and softball, which is designed to promote interest in baseball and softball, academic achievement, and social responsibility for underserved youth 13-18 years old.

+ **Miami Marlins Jr. RBI presented by NIKE:** Miami Marlins Jr. RBI presented by NIKE is a free youth outreach initiative for children ages 5-12 creating an opportunity for kids to participate in baseball and encourages academic achievement while teaching the value of teamwork.

City of Fort Lauderdale Parks and Recreation, City of Miami Gardens Parks and Recreation, Centro Mater at Quesada Park (Little Havana), and Gwen Cherry Park (Liberty City) among other will participate in the Marlins Jr. RBI program that teaches athletes the values that will help them develop to be a champion on and off the field through the game. Overall, more than 200 youth athletes participate in Marlins Jr. RBI.

+ **Marlins Rookies:** Marlins Rookies is a program that introduces the game of baseball and softball to youth ages 6-12 through fundamental lessons, while incorporating social and emotional learning through Jackie Robinson's nine values. The program will operate out of General Jose Francisco Morazan Quesada Park in Little Havana and Gwen Cherry Park in Liberty City.

+ **Jackie Robinson High School Baseball Classic presented by NIKE:** The inaugural Jackie Robinson High School Baseball Classic will take place at loanDepot park on April 18, featuring two Miami-Dade County high school teams (Northwestern and North Miami Beach High School) honoring Jackie Robinson's legacy and capping off the Marlins' 75th Anniversary celebration of Jackie Robinson breaking the color barrier in MLB. The teams will receive customized '#42' warm up shirts with one of Jackie's nine values on the back. The game will provide the youth with the one-of-a-kind experience of playing on a Major League field!

MARLINS IMPACT

+ **Sports Can Battle Racism in partnership with Positive Coaching Alliance:** In 2021, the Foundation alongside the Marlins organization launched Sports Can Battle Racism, an initiative in partnership with the Positive Coaching Alliance for the development of a national curriculum for student-athletes. The Marlins have invested to become an official partner of PCA's overarching Sports Can Battle Racism nationwide initiative, a focused effort to provide tools and develop solutions that work to battle racism within the environment of sports. The workshops deliver training to coaches and student athletes across South Florida, understanding the substantive role that coaches and student athletes play in furthering racial equality and social justice. The program furthers the development of courage, resilience and character on and off the field.

+ **Fun At Bat:** In partnership with USA Baseball and MLB, we provided over 90,000 kids in Miami-Dade County public schools with character development lessons, while introducing them to baseball thanks to the generous support of Florida Blue Foundation. In 2021, we continue to provide digital assets to Miami-Dade County and Broward County schools.

+ **Miami Marlins / Bally Sports Florida Youth Player of The Game:** The Miami Marlins Foundation and Bally Sports Florida are celebrating youth baseball and softball players across South Florida. During each home game broadcast, one player is recognized as the youth player of the game.

+ **Field Renovations:** The Miami Marlins refurbish or build baseball and softball fields to provide safe places for youth to play in their neighborhoods.

+ **Equipment Donations:** We distribute baseball and softball equipment to youth and teams in need, ensuring every child can participate in recreational play. With the support of NIKE, the Marlins will support the local community by providing needed resources to youth to get active. The Miami Marlins Foundation will give select South Florida high school baseball teams an at-home Play Pack to promote fitness, help with practice and improve their baseball and softball skills. Play Pack contents include a baseball, softball, fielding glove, bag, and shirt.

+ **Coaches and Player Development Series Workshops presented by NIKE:** The Developmental Series is a program for our youth participants and coaches to offer opportunities for development and professional growth off the field. The series consists of various workshops at loanDepot park that highlight important topics from effective coaching methods to health and mental wellness for young athletes. Each event of the series is designed to enhance the experiences of learning the game and provide correlations between sports and life-lessons.

IMPACT WEEK

The Miami Marlins Foundation, in conjunction with the Marlins organization, launched Impact Week in 2019. The new initiative consists of seven days of community impact aimed at making a difference in South Florida's youth by creating opportunities to foster an active lifestyle, achieve academic success, and build leadership skills.

MIAMI MARLINS COMMUNITY IMPACT

At the Miami Marlins, we are committed to serving our community as together with our players, leadership, employees, fans, and the community, we make a Marlins Impact!

Our community programs include:

+ **Marlins Summer Slugger in partnership with MLB and Everfi:** Each summer, students lose critical math and literacy skills. This program provides a unique baseball-themed and game-based learning experience through an 18-week program, targeted at 4th to 5th graders, which engages students by preparing them to enter the next school year on track.

+ **MLB Charity Days:** We celebrate MLB Days to raise awareness about key causes and pay tribute to historical figures. MLB Days include Jackie Robinson Day, Lou Gehrig Day, Roberto Clemente Day, the 100th Anniversary of The Negro League, and honoring the sacrifice of our nation's military.

+ **Miami Marlins Play Ball:** MLB's Play Ball initiative is designed to encourage participation in baseball and softball activities in a fun environment.

+ **Miami Lighthouse for the Blind and Visually Impaired Touch Tour:** The annual Touch Tour is a complex sensory experience for visually impaired students, helping them to experience the game in a special way. Participants experience baseball by touching the clay and grass on the field, touring the Marlins batting cages, sitting in the dugout and trying on the catcher's equipment. Our 'Touch Tour' is a favorite for players, too!

loanDepot park, a state-of-the-art retractable roof ballpark located in the heart of Miami and in 2012, is the home of the Miami Marlins. The ballpark, which is fewer than two miles from downtown Miami, is a go-to destination for a first-class entertainment experience and features unobstructed views of Miami's skyline made possible by six operable glass panels and has a capacity of 37,446.

The ballpark replaced the legacy of the memorable Orange Bowl in Little Havana, continuing a legendary 77-year history of football, baseball, soccer, public events and major concerts attended by tens of millions of fans. Situated on the same footprint, the home of the Marlins is constructed on approximately 17 acres of the historic 42-acre site.

Miami-Dade County owns loanDepot park and the City of Miami owns the four adjacent parking garages. The Miami Marlins, however, are responsible for maintaining and operating the ballpark.

FIRST-CLASS FAN EXPERIENCE

Under the guidance of principal owner Bruce Sherman, the Miami Marlins have made it a priority to invest in the cost of the fan experience, with the goal of being one of the most desired entertainment options in South Florida, providing an authentic South Florida experience and affordable family fun. The Miami Marlins are committed to investing in the fan experience and providing a **first-class entertainment experience** at loanDepot park. The organization has continuously reaffirmed this commitment since new ownership took control in 2017.

Prior to the 2018 season, the organization launched the Dimelo listening campaign and results from fan feedback were immediately enacted on desired enhancements to their ballpark experience. The Marlins have re-imagined the premium standard with the transformation of The Club: DEX Imaging, added social-space concepts that offer unique fan experiences and promote social engagement, and re-imagined the food and beverage experience at loanDepot park.

Making Marlins baseball one of the most affordable entertainment experiences in the South Florida market remains a priority. The commitment began with enhancements, extended to the food and beverage experience with the creation of The \$3 or \$5 Menu, was highlighted by the ticket price reset heading into the 2019 campaign, and continued with reduced price of parking and a new line of value merchandise in partnership with Fanatics for the 2020 season.

With a focus on elevating the fan experience, the organization has turned loanDepot park into a **go-to destination for a first-class entertainment experience** for you, your friends, your family and your coworkers.



A VENUE LIKE NO OTHER

From intimate private parties and board meetings to large-scale corporate events, concerts, loanDepot park offers a variety of event spaces to suit any occasion inside and outside the ballpark. The left-field skyline wall is a feature unlike any other in Major League Baseball. Six (6) glass panels, towering at 60' tall by 40' wide, open to create a breathtaking view of downtown Miami's spectacular skyline. Hosts can take their event behind-the-scenes using one of the clubhouses, batting cages or press conference rooms. The ballpark features an open 360-degree Promenade Level, giving fans a live view of the playing field no matter where they are

SIT CLOSER THAN EVER

Rarely have the words 'ballpark' and 'intimacy' blended so well together. Seats at loanDepot park are among the closest to the playing field in all of baseball. Every seat has been placed with only one thing in mind - to provide guests with the ultimate fan experience. You will always be comfortable, cool and close to all the action and excitement. Under the new configuration in 2019, the netting was increased to 30 feet high at the ends of each dugout, and taper down each foul line to the ends of Section 3 in right field, and FL11 in left field. The state-of-the-art netting is 30 percent thinner than traditional netting, utilizing Dyneema fiber with a knot-less "Ultra Cross" intersection supplied by Promats Athletics. It not only provides fans protection, but also is designed to blend into the playing surface.

To enhance the game experience, portions of the netting will be adjustable, providing access points that allow fans to get autographs and interact with the players and coaches before each game. The access points will be located along the entire length of both dugouts, plus four areas down the first-base line and three down the third-base line. It marked the second consecutive offseason in which the organization was proactive in extending the safety netting at loanDepot park. Prior to 2018, the netting was expanded to the ends of each dugout, which also surpassed MLB guidelines.

GREEN BALLPARK


loanDepot park is the first retractable-roof LEED Gold Certified facility in the world. The ballpark’s environmentally friendly design incorporates conservation, sustainability and energy efficiency. During construction, the Miami Marlins recycled more than 98% of the construction waste and engaged in pollution prevention plans. The design of the ballpark and the materials selected help promote conservation, pollution prevention as well as water reduction and energy efficiency. The Marlins also engaged in an indoor air quality plan to ensure the comfort and well-being of all fans.

The organization’s on-going green efforts include the elimination of single-use plastic straws in 2019 and the implementation of Free Flow Parking in 2021. Free Flow Parking reduces carbon emissions and fuel consumption with shorter wait times and less idling. In addition, bike share kiosks and electric vehicle charging stations were implemented in the parking garages at loanDepot park.

In 2021, loanDepot park became the second MLB ballpark and the second sports venue in South Florida to receive WELL Health-Safety Certification. WELL Health-Safety Rating is an evidence-based, third-party verified rating through the International WELL Building Institute (IWBI) for all new and existing building and space types focusing on operational policies, maintenance protocols, stakeholder engagement and emergency plans to address a post-COVID-19 environment now and into the future.

This offseason, the Marlins team with Musco on a new LED Sports Lighting System that will enhance the fan experience at loanDepot park as well as elevate the viewing experience for fans at home when watching on Bally Sports Florida. The transition to the new LED Sports Lighting System also reaffirms the Marlins commitment to sustainability with a significant reduction in energy consumption. loanDepot park now features 414 light fixtures as opposed to the 771 light fixtures in previous years, meaning that the ballpark can maintain the same lighting levels with nearly 50 percent fewer fixtures.

loanDepot park is now the first Major League ballpark in the United States to feature color capability with the LED Sports Lighting System. The Marlins now have the capability to incorporate special lighting effects to the game experience and host postgame light shows in the ballpark, syncing music with the color-shifting lights.



INVESTMENT IN FAN EXPERIENCE

With a focus on elevating the fan experience and an investment in the cost of the fan experience, the Miami Marlins turned loanDepot park into a go-to destination for a first-class experience. The offseason projects began in 2019 with the transformation of the PNC Club presented by DEX Imaging, and was followed by the creation of two social space concepts, AutoNation Alley and The Social.

The Marlins then developed a re-imagined food and beverage experience for guests at loanDepot park. In addition to new food partners, all of whom have great Miami stories, on the re-concepted Promenade Level, the Marlins launched a new \$3 or \$5 Menu, which is a food and beverage value menu that offers ballpark favorites at an introductory price of \$3 or \$5, such as a \$3 hot dog and \$5 beer. The final ingredient in 2019 was the addition of El Mercado, a grab-and-go market offering fans fresh and healthy food options for all Marlins home games.

The additions continued this year with the new LED Sports Lighting System and Recess Sports Lounge, the newest spot in town for food and entertainment with a truly unique vibe and a unique view, located in left field just beyond the outfield fence. In 2021 with the Biscayne Brew Hall, a new 3000-square-foot space located in the atrium area near sections 15–16 on the Promenade Level, and new Fanatics Team Store, an open retail concept located in left field near section 27. The latest enhancement at loanDepot park is the new lounge space in left field, that provides fans a one-of-a-kind experience by combining a unique field perspective and a fun atmosphere that can only be found in the Wynwood neighborhood.

LOANDEPOT PARK

PNC CLUB

The premium standard has been reset by the Miami Marlins with the PNC Club. The premium space at loanDepot park received a transformation into a first-class lounge experience that speaks to those seeking a uniquely refined Miami vibe. With a re-imagined food and beverage experience, The Club presented by DEX Imaging features an elevated casual concept with DJ music and a variety of food and drink options, which extends to and enhances the in-seat experience. A versatile space for guests to dine or socialize aims to be the hot spot for Marlins games and events at loanDepot park. The interior design delivers a fresh Miami look, as designed by local Miami firm, Edge of Architecture.

The PNC Club features more than a 20 percent increase in club function space as well as a redesigned entrance to welcome guests, a new stylish bar serving craft cocktails and featured beverages, and a new corridor to the club's premium seats behind home plate – which will transform and elevate the path from club to seat. The contemporary club atmosphere includes a live DJ setting an event appropriate vibe and a variety of in-club seating for dining and socializing. Fans can enjoy in-club views of the Marlins batting cages, while sampling drinks and passed small bites prior to first pitch and interacting with featured chefs during live in-club cooking demonstrations.

RECESS SPORTS LOUNGE

The Miami Marlins and Biscayne Bay Brewing Company teamed up to brew the newest ballpark enhancement at loanDepot park, the Biscayne Bay Brew Hall. Consistent with the Miami Marlins' commitment to invest in the fan experience, the new Biscayne Bay Brew Hall will feature a bar and social seating, with a performance space and a large video wall. The new space provides a unique social experience for fans attending Marlins games as well as non-baseball events. Fans can enjoy a stellar lineup of great beers and delicious bites, highlighted by the signature Marlins Lager. The special craft beer was done in partnership with Biscayne Bay Brewing Co. and is also available at retail locations throughout South Florida.

**BISCAYNE BAY BREW HALL**

The Miami Marlins and Biscayne Bay Brewing Company teamed up to brew the newest ballpark enhancement at loanDepot park, the Biscayne Bay Brew Hall. Consistent with the Miami Marlins' commitment to invest in the fan experience, the new Biscayne Bay Brew Hall will feature a bar and social seating, with a performance space and a large video wall. The new space provides a unique social experience for fans attending Marlins games as well as non-baseball events. Fans can enjoy a stellar lineup of great beers and delicious bites, highlighted by the signature Marlins Lager. The special craft beer was done in partnership with Biscayne Bay Brewing Co. and is also available at retail locations throughout South Florida.

AUTONATION ALLEY & THE SOCIAL

The on-going transformation of loanDepot park into a first-class entertainment experience featured the addition of social space concepts with AutoNation Alley and The Social in 2019. These ballpark enhancements offer fans new vantage points and unique viewing experiences at Marlins home games.

AutoNation Alley and The Social, which were designed by MSA Sport – a national sports architecture firm, feature standing room only (SRO) space which enhances the ability to flow freely between locations for varied perspectives of the field and game action. A new low-priced ticket product, the Party Pass, provides holders with priority access to both new locations and viewing experiences.

AutoNation Alley is a tiered viewing platform structure with three primary levels. The top level is accessible to all fans from the Promenade Level and features a craft cocktail bar experience; the middle level serves as an exclusive standing view platform with drink rail for Estrella Jalisco Party Pass holders; and the lower level serves as an exclusive group hospitality space.

LOANDEPOT PARK

Redevelopment of this area at loanDepot park provides improved sightlines from the concourse to the field and back to the cityscape in the exterior through the Skyline Terrace. The re-imagined in-bowl visual experience is surrounded by a redesigned batter's eye with a lush, ivy-look that transitions to the State Farm signage on the left field façade. With more than 2,250 total square feet of space across the three levels, AutoNation Alley is ideal for group outings and functions. The lower level of AutoNation Alley overlooks the center field wall, bringing fans closer to the action.

The Social, with a spectator capacity of more than 200, is located in the foul territory corner of right field, composed of the former 10 rows of Sections 1-3 closest to the Promenade Level concourse. The section will provide an exclusive access gathering spot for SRO Social Pass holders with a redesigned in-section view of the game from five tiered drink rails.

RE-IMAGINED FOOD AND BEVERAGE EXPERIENCE

In an ongoing effort to enhance the fan experience at loanDepot park, the Miami Marlins re-imagined the food and beverage experience and re-concepted all concessions on the Promenade Level prior to the 2019 season and have continued those efforts to provide delicious options for all fans! Levy is the official hospitality partner of the Marlins, welcoming each fan with world-class food and heartfelt hospitality.



The Marlins first introduced the \$3 or \$5 Menu – a new food and beverage menu option for all Marlins home games. The \$3 or \$5 Menu features core ballpark favorites at a new introductory price of either \$3 or \$5, giving fans the ability to purchase a hot dog for just \$3 or a beer for \$5. Larger value-sized options such as bottomless popcorn and soda will also be available for select items featured on the \$3or\$5 Menu. The \$3or\$5 Menu will be featured at concession stand locations at Section 13 and Section 37 on the Promenade Level, two of the largest concession areas at loanDepot park, providing convenient access to all guests. Marlins Member purchases of \$3or\$5 Menu items will be eligible for their exclusive Member Benefit savings rate on food and beverage, and retail purchases at loanDepot park, allowing for up to an additional 25 percent savings based on membership level.

The Marlins also added new food partners prior to the 2019 season to deliver an authentic Miami experience. The new partners, all of whom have great Miami stories and connections to the community, are Miami's Best Pizza, PINCHO, Novecento and SuViche. loanDepot park serves as the exclusive South Florida professional sports venue to host Novecento and Miami's Best Pizza. The ballpark will also showcase unique menu items and activations via new partnerships with PINCHO and SuViche. The diverse array of concepts and concessions are reflective of the ever-evolving South Florida community.

The partner brand concession locations were part of a full re-concept and reposition of the Promenade Level food and beverage experience by the Marlins and hospitality partner Levy. The program, based on fan feedback and industry leading practices, introduced new menu items and stand designs inspired by the community for ballpark favorites as well as other new specialty concepts, including a rotating feature location for test menus by Levy. In addition, Marlins Members and their guests located in The Club: DEX Imaging have exclusive access to an interactive chef experience in the expanded and new-look club, and an elevated in-seat dining and drink service as part of new industry standard for premium seating.

The evolution of the food and beverage experience at loanDepot park in 2019 continued with the addition of El Mercadito, a grab-and-go style market offering fans a new purchase experience for ballpark favorite drinks and snacks as well as fresh and healthy options for all Marlins home games, including wraps, salads, fruits, and gluten-free items.

LOANDEPOT PARK

BOBBLEHEAD MUSEUM

The Bobblehead Museum display on the Promenade Level is the first of its kind in baseball and is located in Billy's Kids Zone in center field. It features a collection of current and former Marlins player bobbleheads, as well as current and past players, managers, broadcasters and mascots throughout Major League Baseball history. This display holds approximately 500 bobbleheads and regularly features new entries. The entire structure moves ever so slightly, which causes the heads to bobble.

**TRANSPORTATION AND PARKING**

The Miami Marlins continue to listen to their fans and implement ways to enhance their fan experience.

Getting to and from loanDepot park is easier than ever with Free-Flow Parking, which was introduced by the organization in 2020 in partnership with Miami Parking Authority. The Marlins became the first professional sports team to offer full on-site free-flow parking – with fans paying ahead of time or by using their mobile devices rather than stopping to pay in cash upon entry into the parking garages. The loanDepot park parking garages and lots will feature free-flow parking, providing a much better arrival experience for guests, who will simply enter the garage and proceed to park.

Transportation to loanDepot park includes Brightline, the Civic Center Metrorail Station and Culmer Metrorail station, Tri-rail – Metrorail transfer and the City of Miami Trolley Service. Also, fans can park anywhere along the Miami-Dade Metrorail system, exit at Culmer Station and enjoy the dedicated Express Shuttle to loanDepot park. There is also pedestrian access, bicycle routes, taxi and limousine access, bridge opening regulations to alleviate traffic, civic center parking and group bus parking.

loanDepot park also features four state-of-the-art parking facilities with a capacity of 4,700 vehicles. The parking garages are managed by the City of Miami. The parking garages are located along first base, third base, home plate and center field, which render their names. In addition to garage parking, there are 1,000 parking spaces in surface lots to the east and west of the ballpark. In addition to Free-Flow Parking, the parking garages at loanDepot park will feature bike share stations and ChargePoint electric vehicle charging stations for guests.

WORLD-CLASS SPECIAL EVENTS

loanDepot park is home to much more than just baseball. During its brief existence, the ballpark has played host to a variety of diverse events.

From charity walks and concerts to sporting matches, the ballpark hosts myriad of events each year that contribute immensely to the vibrant culture of



Kanye 'Ye' West DONNA KARA Concert Performance



Monster Jam

Miami. On November 13, 2021, the national teams of Venezuela and Nigeria faced off in the first ever soccer match at loanDepot park. In addition, loanDepot park brought football back to the original Orange Bowl site by hosting the Miami Beach Bowl for three years, from 2014-16. On November 23, 2019, the ballpark reunited former Orange Bowl tenants as the football teams from Florida International University and the University of Miami squared off.

In the first few months of 2022, loanDepot park has hosted a concert performance by Kanye 'Ye' West, Monster Jam, Family First Life Convention, ALA Fight For Air Climb, Wounded Warriors Ride and much more. Additionally, it was announced that loanDepot park will be the first Major League Baseball stadium to host the prestigious 2024 Caribbean Series (Serie del Caribe).

loanDepot park's uniqueness and attractiveness have made the venue ideal for world-class entertainment, hosting many sporting events as well as many business and entertainment events. The ballpark has hosted the 2017 MLB All-Star Game, Super Bowl LIV Opening Night, international soccer and racing events, Stadiumlinks Golf, and more sporting events. Non-sporting events hosted at the ballpark include 10X Growth Conference, Joel Osteen, Grand Slam Party Latino, Tiger Direct Bash, Give Miami Day, and DJ Khaled celebrated his son Asahd's second birthday, which had a carnival theme and featured a ferris wheel at second base!

The South Florida community has also been able to enjoy this unique facility. Bar mitzvahs and weddings have been held at the ballpark, as well as homecoming dances and graduations for local high schools and universities. On October 14, 2017, loanDepot park hosted Somos LIVE!, a benefit concert to support disaster relief for Puerto Rico, South Florida, the Caribbean and Mexico following Hurricane Irma and a devastating earthquake in Mexico.

@LOANDEPOTPARK

The official account for the home of the Miami Marlins as well as hundreds of other incredible events. Follow @loanDepotpark on social media for exclusive content, such as event setup, behind-the-scenes access, unique event coverage and ballpark updates.



FRONT OFFICE





BRUCE SHERMAN

CHAIRMAN & PRINCIPAL OWNER

Bruce Sherman serves as Principal Owner and Chairman of the Board, representing the fourth ownership in Club history after receiving unanimous approval from Major League Owners to acquire the team effective October 2, 2017. In just four years since taking over the organization, the Marlins snapped a 16-year postseason drought in 2020 and have ascended to a sustained consensus top-10 player development system, being labeled by MLB Pipeline as the most-improved organization from 2019-20. Mr. Sherman currently serves on Major League Baseball's Business Board, Long-Term Strategic Planning Committee, and Audit Committee.

In addition to building sustained success on and off the field, improved fan experience and commitment to the South Florida community have been hallmarks to Mr. Sherman's ownership as the Marlins continue investing significantly into ballpark enhancements as well as making a positive impact on our future leaders and their families through community outreach and Miami Marlins Foundation programming.

Mr. Sherman is Chairman and Chief Executive Officer of M4 Capital, having retired from his position as Chief Executive Officer of Private Capital Management ("PCM") in 2009. He launched PCM in 1986 and built it into the largest independent asset manager in the Southeastern United States prior to selling the firm to Legg Mason in 2001. Following the sale, he retained autonomy over PCM's portfolio management and investment research and led the company to a prestigious #1 ranking in the country as measured by Nelson's "World's Best Money Managers" for ten years, ending December 31, 2005.

Mr. Sherman has invested professionally and personally in the South Florida community. He has two daughters and four grandchildren, and is married to Cynthia Sherman, a retired partner of international law firm Rogers & Wells. He formerly served on the Board of Directors of Artis-Naples, the premier center for the performing and visual arts in Southwest Florida. He and his wife are also Lifetime Trustees for the Naples Children & Education Foundation supporting underprivileged and at-risk children in Collier County.

In addition to his participation and funding of Marlins community outreach initiatives and Miami Marlins Foundation programming, Mr. and Mrs. Sherman founded the Bruce and Cynthia Sherman Charitable Foundation. The Foundation administers the Sherman Prize to recognize and reward leading individuals who go above and beyond to make exceptional, pioneering contributions and inspire tomorrow's innovators in the fight to overcome Crohn's disease and ulcerative colitis. Honorees of the annual awards have hailed from the University of Miami Health System, Cleveland Clinic, University of Chicago, and Harvard Medical School, among many others. The Foundation also endows the Bruce and Cynthia Sherman Professorship in Urological Research and Innovation at New York University's School of Medicine. In 2021, the Foundation partnered with the Bascom Palmer Eye Institute at the University of Miami Miller School of Medicine to establish the Palm Beach Vision Health Initiative, a vision screening program for pediatric underserved communities.

Mr. and Mrs. Sherman reside in Boca Raton. He graduated from the University of Rhode Island in 1969 and earned his MBA from Bernard Baruch College in 1973.





KIM NG

GENERAL MANAGER

Kim Ng enters her second season as General Manager, having joined the Marlins organization in November 2020 and becoming the fifth person in club history to hold the top position in baseball operations. She is the highest-ranking woman in baseball operations among the 30 MLB teams and was the first woman hired to the General Manager position by any of the professional men's sports teams in the North American Major Leagues. In 2021, she was recognized as the Best Hire in sports by the Sports Business Journal, the Trailblazer of the Year by Baseball America, a Game Changer by the Asia Society and received the Billie Jean King Leadership Award from the Women's Sports Foundation as well as the Lou Gehrig Sports Award from the ALS Association of Greater New York.

Ms. Ng owns more than 30 years in Major League Baseball, including a combined 21 years of previous experience in the front offices for the Chicago White Sox (1990-96), New York Yankees (1998-2001), and Los Angeles Dodgers (2002-11). She has been an integral part of eight postseason appearances, including six League Championship series and three World Championships (all with the Yankees, '98-'00).

Ms. Ng joined the Marlins having spent her prior nine years as Senior Vice President of Baseball Operations with Major League Baseball and the highest ranking Asian-American female baseball executive. During her tenure at MLB, she directed international baseball operations, working with the front offices of the 30 Major League Clubs and many other baseball leagues and entities around the world. In this capacity, she led a team that set policy for and enforced international signing rules, established MLB's first system for registering international players for signing and managed protocols for signing international players, raised the standards for international baseball academies, and negotiated agreements with international winter leagues. She also focused her efforts on growing the game of Baseball, leading MLB's efforts to improve the quality of play, caliber of talent, and rate of participation for amateur baseball around the world while also supervising MLB playing initiatives for girls and women. Additionally, Ms. Ng served on MLB's Diversity Pipeline Advisory Committee.

After beginning her baseball career as an intern with the White Sox in 1990, she ascended to Assistant Director of Baseball Operations. She then spent one season as the Director of Waivers and Records for the American League Office in 1997, before taking on the role as Assistant General Manager of the New York Yankees from 1998-2001. At the time Ms. Ng was hired, she was the youngest Assistant General Manager in Major League Baseball at 29 years of age, and only the second woman to attain the position with a Major League Baseball club.

During her nine-year tenure with the Los Angeles Dodgers as Vice President and Assistant General Manager, Ms. Ng's primary duties included assisting in all player transactions, trades, and free agent signings, while also overseeing the club's arbitration efforts along with the pro scouting, medical, and video departments. In 2004, she served as the Club's interim Farm Director, overseeing all player development.

Ms. Ng graduated from the University of Chicago, where she played softball and earned a degree in Public Policy. She has appeared on Forbes' list of the Most Influential Minorities in Sports, Forbes' list of the Most Influential Women in Sports, Adweek's Most Powerful Women in Sports, included as one of InStyle Magazine's Badass 50 Women, and included among the South Florida Business Journal's Power Leaders. She also serves on the Anti-Defamation League's Sports Leadership Council. Ms. Ng also took part in the 2021 Presidential Inauguration as part of the Celebrating America event.



FRONT OFFICE

FIELD STAFF

PLAYERS

CLUB HISTORY

PLAYER DEVELOPMENT

OPPONENTS

GENERAL INFORMATION



CAROLINE O'CONNOR

CHIEF OPERATING OFFICER

Caroline O'Connor is in her fifth season with the Marlins, joining the organization in October of 2017 as Senior Vice President and Chief of Staff. In her role, Ms. O'Connor oversees all of the Marlins internal service departments, including Human Resources; Diversity, Equity and Inclusion; Finance; Legal; Communications; Outreach; Technology; Security; Facilities; and Special Projects. In addition, she works closely with the Marlins leadership team to execute organizational objectives and goals. Ms. O'Connor is a member of the Florida Council of 100 and sits on the Board of the Parks Foundation of Miami-Dade County. She was recognized in 2021 as an Influential Business Woman by the South Florida Business Journal.

Under Ms. O'Connor's leadership, the Marlins have continued to expand their efforts to create a workforce consisting of fair treatment, respect, a sense of belonging and access to opportunity; while also establishing enhanced security measures in and around the ballpark and making additional investment in technology infrastructure. She has also focused on guiding initiatives to continue the organization's investment in improving the Marlins' baseball facilities in South Florida and the Dominican Republic, as well as providing impact with the youth and future leaders in our community.

Prior to joining the Marlins, Ms. O'Connor spent five years as Managing Director at Morgan Stanley and six years as Director at UBS Investment Bank. She graduated from Rutgers University and received her Master of Business Administration in Finance from New York University Stern School of Business.





JASON LATIMER

SR. VICE PRESIDENT, COMMUNICATIONS & OUTREACH

Jason Latimer is currently in his 17th season in professional baseball and fifth with the Miami Marlins, having joined the organization in November 2017 as Vice President of Communications and Broadcasting. In his new role as Senior Vice President of Communications and Outreach, Mr. Latimer is responsible for the internal and external communication efforts of the organization, including baseball information, corporate communications, player and alumni relations, publications, and broadcasting. He and his team also work alongside the Public Affairs department as well as the Miami Marlins Foundation, community outreach and Diversity, Equity and Inclusion areas of the organization to create consistent and streamlined messaging.

Mr. Latimer's previous MLB experience came in the communications departments for the Tampa Bay Rays and the New York Yankees. He also served as the Communications Director for the Pinellas County Supervisor of Elections Office, including the 2016 Presidential Election, prior to taking on his current role with the Marlins. He is a graduate of the University of Florida, where he also returned in a communications role for two seasons with the Gators football team from 2012-13.



DAVID OXFELD

SR. VICE PRESIDENT, SALES AND PARTNERSHIPS

As Senior Vice President of Sales and Partnerships, Mr. Oxfeld oversees the Marlins' Membership, Group, Premium and Inside Sales teams as well as overseeing the Partnerships team that leverages corporate relationships to advance the organization's overall business goals. During his tenure overseeing Partnerships, his team has procured more than 100 new corporate partners, developed the Marlins Pillar Partner program that showcases the organization's top-tiered partners (highlighted by three new additions to the organization's partner roster since 2020) and led the charge to secure the first-ever naming rights partner for the Miami Marlins organization - loanDepot park. As a member of the leadership team, Mr. Oxfeld has implemented a focus on changing brand perception in the marketplace through professionalism, trust and the importance of being true partners with those who invest in the Miami Marlins.

Prior to joining the Marlins, Mr. Oxfeld spent more than five years at Excel Sports Management as Vice President of Client Sales and Business Development. In his role, Mr. Oxfeld was responsible for selling nonendemic endorsements and partnerships for a roster of top athletes and entertainers. During that time, Oxfeld was recognized as one of Sports Business Journal's 40 under 40 award winners in 2017. Prior to that, Mr. Oxfeld worked for parts of seven seasons in the New York Mets organization as well as the Madison Square Garden Company. Mr. Oxfeld graduated from the University of Michigan with a BA in Sports Management in 2002. He is a current member of the Miami Beach Chamber of Commerce and serves as a member of the Michigan Sports Business Conference Advisory Board.



MICHAEL SHAW

SR. VICE PRESIDENT, EXPERIENCE & BRAND

Michael Shaw begins his fifth season with the Miami Marlins, having joined the organization in May of 2018 as Vice President and Head of Experience and Innovation. He enters 2022 in his new position as Senior Vice President of Experience and Brand, overseeing the organization's in-ballpark experience - including event presentation, entertainment, promotions, ticket services, guests and fan services - as well as the overall brand marketing strategy, retail, content development, and social media strategy. During his time with the club, he led the team responsible for the launch of the team's Legacy Red City Connect jerseys, helped lead the adoption of mobile-ordering and free-flow parking, and re-concepted the guest and fan services feedback and assistance models.

Mr. Shaw brings an array of experience in customer engagement and business and partner development across his 15-year career. Prior to joining the Marlins, Mr. Shaw served as the Principle, Business Development for Sports at Amazon, where he assisted in the development of the division's ticket business strategy. Prior to that, he spent three-plus years over two stints at Groupon where he was North American Head of Sports Partnerships and Sports Business Development, focusing on ticket sales, creating experiential opportunities, and introducing teams and venues to a new marketplace of fans. A native of Nashville, Tenn., and graduate of Middle Tennessee State University, Mr. Shaw also spent four years at ESPN in programming and deal-making. He is a member of the Miami-Dade Chamber of Commerce.

FRONT OFFICE

FIELD STAFF

PLAYERS

CLUB HISTORY

PLAYER DEVELOPMENT

OPPONENTS

GENERAL INFORMATION



TONY BRASILE

VICE PRESIDENT, PROJECTS AND CORPORATE SERVICES

Tony Brasile enters his first season as the Marlins' Vice President of Projects and Corporate Services. He spent the previous two years as Senior Director of the Project Management Office after joining the organization in early 2019 as a Project Development Consultant. In his current role, Mr. Brasile oversees all major projects for the organization, including the construction of the new state-of-the-art academy in the Dominican Republic. In addition, he has oversight in leading the information technology, security, and project management departments.

Prior to joining the Marlins, he worked for 11 years with the Nets in the NBA beginning as an Operations Coordinator and working his way up to Sr. Director of Operations and Facilities. He was part of the Nets' move from East Rutherford, NJ, to Brooklyn, NY, assisting in the design, development, and construction of the Barclays Center and Nets' Training and Corporate Centers. A native of Middlesex, New Jersey, Mr. Brasile is a graduate of Flagler College in St. Augustine.



RAQUEL "ROCKY" EGUSQUIZA

EXEC. DIR., MIAMI MARLINS FOUNDATION / VP, DIVERSITY, EQUITY & INCLUSION

Raquel "Rocky" Egusquiza begins her fourth season with the Miami Marlins as the Executive Director of the Miami Marlins Foundation. She also serves as the Marlins' Vice President of Diversity, Equity, and Inclusion. In overseeing both roles, she works to create and nurture a diverse and inclusive culture, on and off the field, providing meaningful impact for staff, fans, players, and the community. In 2019, Ms. Egusquiza oversaw the re-launch of the Miami Marlins Foundation with an eye on impacting South Florida's youth by creating opportunities to stay active, achieve academic success, and build leadership skills through wellness, empowerment, and youth baseball and softball.

Under her guidance, in 2021, the Marlins distributed more than 5 million meals, launched an educational garden outside of loanDepot park, provided school supplies for more than 9,000 students, awarded 11 scholarships, and impacted nearly 45,000 youth through youth baseball programs. The organization also launched the award-nominated Great Minds, Great Athletes program in partnership with Positive Coaching Alliance to address mental health in student athletes and continued their Sports can Battle Racism programs for student athletes.

Ms. Egusquiza joined the Marlins from NBCUniversal Telemundo Enterprises, where she served as Vice President of Community Affairs and oversaw corporate social responsibility, community engagement, and partnerships. Her distinguished career also features assignments with world renowned brands like AARP, Ford Motor Company, and AT&T, where she held positions in corporate social responsibility, diversity, multicultural marketing, and government affairs. Her experience also includes time as Executive Director for the Dade County Legislative Delegation, an aide in the County Commission, and as a Legislative Asst. in the Florida Senate. She is committed to service and currently serves on the boards of Meals on Wheels America, the Florida Education Foundation, the South Florida for Progress Foundation, and the Pro Sports Assembly. Ms. Egusquiza earned a Bachelor of Arts degree in Political Science from the Univ. of Miami and an Associate of Arts degree from Miami-Dade College, and is a Leadership Miami and Leadership Florida alumni.



JEFF KING

VICE PRESIDENT, FACILITIES

Jeff King begins his 13th season with the Marlins and his 11th as Vice President of Facilities. Mr. King was promoted from Ballpark Engineer to his current role in June 2011. Mr. King oversees all systems within loanDepot park and is responsible for grounds and all maintenance, trades and housekeeping services. In addition, he manages all in-ballpark capital projects. He oversaw the installation of the new playing surface at loanDepot park prior to the 2020 season, as the facility switched from natural grass to a synthetic grass and led the installation of an all-new LED lighting system for loanDepot park's playing field for the 2022 season.

Over the last two seasons, Mr. King and his team have applied impactful health and safety protocols that resulted in loanDepot park receiving WELL Health-Safety Rating in 2021 from the International WELL Building Institute (IWBI) - just the second MLB facility to receive the certification (also Yankee Stadium). The WELL Health-Safety Rating is an evidence-based, third-party verified rating system for new and existing building and space types focusing on operational policies, maintenance protocols, stakeholder engagement and emergency plans to address a post-COVID-19 environment now and into the future.

Mr. King joined Jacobs Engineering in 1997 and was Manager of Projects there from 2006-09. In March of 2008, Mr. King began working with the Marlins as the Design Manager for the Owners' Representative on the Marlins Ballpark Project. He joined the Marlins full-time in August 2009.



FRED KOCZWARA

VICE PRESIDENT, FINANCE & ACCOUNTING

Fred Koczwarra enters his third season with the Miami Marlins, having joined the organization in December of 2019 as the Vice President of Finance and Accounting, overseeing the day-to-day financial operations of the Marlins, including financial reporting and analysis, budgeting, and cash management. Mr. Koczwarra is also responsible for reporting requirements to Major League Baseball along with year-end audit and tax.

Mr. Koczwarra joined the Marlins with more than 25 years of experience in finance and accounting. He previously spent 15-plus years at PricewaterhouseCoopers (PwC), most recently as Director of M & A Advisory. Mr. Koczwarra graduated from Bucknell University with a Bachelor of Science in Accounting.



ASHWIN KRISHNAN

VICE PRESIDENT & GENERAL COUNSEL

Ashwin Krishnan enters his 12th season with the Miami Marlins, his fifth in the role of Vice President and General Counsel. In his role, he is responsible for all legal affairs of the Miami Marlins and loanDepot park, including drafting and negotiating all contracts, resolving all disputes/litigation as well as player grievances under the CBA, managing the relationship with the City of Miami and Miami-Dade County with respect to the Ballpark Operating Agreement, and handling MLB salary arbitration cases each offseason. Mr. Krishnan provides ownership and senior management with strategies and guidance on key strategic initiatives and has played a critical role in the development and oversight of the organization's enhanced health and safety protocols. Mr. Krishnan is also responsible for the legal affairs of the club's spring training facility in Jupiter, Fla. and the current training academy in the Dominican Republic as well as the facility currently under construction in Boca Chica. Additionally, Mr. Krishnan oversees the Marlins' Risk Management operations. Mr. Krishnan joined the Marlins organization in 2010 as Associate Counsel before being promoted to Senior Counsel in 2015.

Mr. Krishnan is a member of the Miami Beach Hotel Association. He began his career in sports in 2008 with the Boston Celtics. He graduated from Harvard University with a Bachelor of Arts in Government, before receiving his Master of Philosophy in Social and Political Sciences from the University of Cambridge, and a Juris Doctor from Harvard Law School.



ANDRE LUCK

VICE PRESIDENT, TICKET SALES & SERVICE

Andre Luck enters his third season with the Miami Marlins, joining the organization in January 2020 as the Marlins' Vice President of Ticket Sales and Service. In his role, Mr. Luck oversees all ticket sales and service efforts for the club, including Marlins Memberships, Premium Sales, Group Sales, Inside Sales, and Membership Experience.

Mr. Luck owns 14 years of experience in ticket sales in Major League Baseball. Prior to joining the Miami Marlins, he spent seven seasons in the sales department of the Houston Astros. Following his first two years as Manager of Inside Sales, Mr. Luck was quickly promoted to Director of Season Ticket Sales, a position he held for four years with the Astros organization where his team led the league in full season equivalents in 2018. Mr. Luck spent five seasons with the Arizona Diamondbacks in numerous roles in their sales team, earning Season Ticket Sales Department MVP in 2009 and the Ticket Sales & Service Leadership Award in 2011.

An alumnus of Arizona State University, Mr. Luck graduated with a Bachelor of Science in Business Management.



ALFREDO MESA

VICE PRESIDENT, PUBLIC AFFAIRS

Alfredo Mesa begins his 12th full season with the Miami Marlins, serving as Vice President of Public Affairs. Prior to joining the Marlins, Mr. Mesa helped manage the Miami office of Dutko Worldwide (now Grayling), a public policy management firm with headquarters in Washington D.C. He is a member of the Florida International University President's Council as well as Leadership Florida.

Prior to joining Dutko, Mr. Mesa served as Executive Director of the Cuban American National Foundation. Mr. Mesa also served as Director of Public Affairs for former Miami-Dade County Mayor Alex Penelas. During his 12 years of county service, Mr. Mesa was an advisor to the Mayor on administrative matters, policy development, constituent services, media strategy and community relations. Mr. Mesa is a graduate of Florida International University.



TIAGO PINTO

VICE PRESIDENT, MARKETING

Tiago Pinto joined the Marlins organization in 2022 as Vice President of Marketing. Mr. Pinto owns more than 20 years of global and international marketing experience, including stints with both Nike and Gatorade, designing and running campaigns around a variety of sports, including soccer, volleyball, swimming, running, and track and field. Mr. Pinto is responsible for the management of marketing for the brand, inclusive of traditional media planning and buying, promotions, advertising, creative services, content production, culture marketing, social media platforms, and brand influencer programming.

During his nine years with Gatorade, he rose to the ranks of global marketing director, where he managed relationships with top athletes clubs & leagues around the world, including global football and basketball to generate authentication, visibility, and content for the Gatorade brand with young athletes around the world. As the Marketing Director for Nike Brazil, Mr. Pinto led the launch of the Brazilian National Team kits for the 2006 World Cup, selling a record one million jerseys, and aided in Nike Brazil becoming a Top 5 global market for Nike. He had spent the last two years creating and launching BOL Football, a Miami-based soccer-infused lifestyle clothing brand. The Brazilian native is fluent in English, Spanish, Portuguese, Italian, and French.

FRONT OFFICE

FIELD STAFF

PLAYERS

CLUB HISTORY

PLAYER DEVELOPMENT

OPPONENTS

GENERAL INFORMATION



GARY DENBO

VICE PRESIDENT, PLAYER DEVELOPMENT & SCOUTING

Gary Denbo begins his fifth year in the Miami Marlins organization, serving the role of Vice President, Player Development and Scouting. Under Mr. Denbo's guidance, the Marlins' system has risen from last or nearly last to a consistent consensus top-10 system in baseball in back-to-back years. Entering the 2022 season, the organization, once again, has among the most players ranked among the top 100 by multiple publications. He has also put an emphasis on building the touted Marlins' education programming for players throughout the organization. Mr. Denbo has been integral to the design and details of the new Player Development Complex in the Dominican Republic scheduled to open in 2022.

Prior to joining Miami, Mr. Denbo spent 23 years in the New York Yankees' organization, serving in multiple capacities, including professional scout, amateur scout, international scout, advance scout and Vice President of Player Development (from 2015-17). He had been a part of each of the Yankees' last five World Championship seasons (1996, 1998-2000, '09). His first tenure with the Yankees organization began in 1990, as manager of Single-A Prince William. In subsequent seasons, Mr. Denbo was the hitting coach for Triple-A Columbus in 1991, manager of the GCL Yankees in Tampa in 1992, and hitting coach and manager of Single-A Greensboro in 1993. He then served solely as a hitting coach for the next three seasons with Double-A Albany-Colonie in 1994, Triple-A Columbus in 1995, and Double-A Norwich and Columbus in 1996. From 1997 through 2000, he was the hitting coordinator for the Yankees organization, adding the role of assistant director of player development in 2000. The following season, Mr. Denbo joined the Major League club as the hitting coach and also served on the coaching staff at the 2001 All-Star Game at Seattle. He returned to the Yankees from 2006-07 as the organization's roving hitting coordinator.

In parts of four seasons as a Minor League manager, Denbo posted a 213-194 (.523) career record, leading Single-A Greensboro to the South Atlantic League Championship Series in 1993. In between his stints with the Yankees, Mr. Denbo was a scout for the Cleveland Indians in 2002 before serving as a hitting coach for the Nippon Ham Fighters in Japan's Pacific League from 2003-05. He also served as the hitting coach for the Toronto Blue Jays at the Major League level in 2008.

Born in Princeton, Ind., on December 9, 1960, Mr. Denbo attended Rend Lake College (Ill.), Wabash Valley College (Ill.) and Oakland City College (Ind.) before becoming the Cincinnati Reds' 17th-round draft choice in the 1983 First-Year Player Draft. He played in four Minor League seasons as an infielder in the Reds organization from 1983 through 1986, serving as a player-coach for Double-A Vermont in his final year. The following season, he became a full-time coach in the Reds organization, holding the position of hitting coach for Single-A Tampa in 1987, hitting coach for Single-A Cedar Rapids in 1988 and manager of Single-A Greensboro in 1989.

Mr. Denbo and his wife, Penny, have a son, Andy, and a daughter, Emily and two grandsons, Lincoln and Jacob.



BRIAN CHATTIN

ASSISTANT GENERAL MANAGER

Brian Chattin enters his 25th season with the Marlins and seventh as Assistant General Manager.

Prior to his current role, he spent 11 seasons as the Marlins' Director of Player Development. In this role, Mr. Chattin oversaw all aspects of the organization's minor league system, including player growth and development, player evaluation, roster management, contract negotiations, rules compliance and affiliate relations. Mr. Chattin spent the 2002 through 2004 seasons as the Marlins' Baseball Operations Assistant. In this role, he assisted in all aspects of player development administration as well as various aspects of the Marlins' Major League and scouting operations.

Mr. Chattin joined the Marlins in March 1998 as a Marketing Intern. He was hired full-time in the sales department in June of that same year. He transitioned to the baseball operations department in March of 2002. He began his baseball career in 1996 as a front office executive with the Evansville Otters of the Independent Frontier League.

Mr. Chattin graduated summa cum laude from the University of Southern Indiana in 1996 with a Bachelor of Science in Business Administration. He earned a Master's in Sports Administration from Ohio University in 1998. Mr. Chattin was born and raised in Freelandville, Indiana. He and his wife, Amy, have a son, Wylie, and a daughter, Ella.



DAN GREENLEE

ASSISTANT GENERAL MANAGER

Dan Greenlee begins his fifth season with the Marlins and second as Assistant General Manager, having previously served as Director of Player Development. Greenlee has spent nine years in professional baseball, having served as a player development analyst for five seasons with the New York Yankees.

Prior to his promotion in November 2020, Mr. Greenlee served as the Marlins' Director of Player Personnel, overseeing the Baseball Analytics department and assisting the Baseball Operations department with roster management and player acquisitions.

Before entering professional baseball, Mr. Greenlee spent just over a year as a merger analyst at MLex Market Insight. He received his Bachelor of Science in Journalism from Ohio University and Juris Doctor degree from University of Minnesota Law School. He and his wife, Suzanne, welcomed their first child, Olivia May, in September 2021.



ADRIAN LORENZO

SR. DIRECTOR, INTERNATIONAL OPERATIONS

Adrian Lorenzo enters his fourth season with the Marlins, stepping into the role of Senior Director of International Operations. He served as Director of Baseball Operations in 2021 having been promoted from Special Assistant, Baseball Operations and Scouting where he oversaw various aspects of the Professional Scouting and International Scouting Departments.

Mr. Lorenzo began his professional career with Boston, spending six years with the Red Sox organization before joining the Marlins. He began his tenure with Boston in 2013 as an intern in the Player Development department. He was then promoted and served on Boston's Major League staff in 2015 as the club's replay review operator and Spanish-Language Translator in 2015. In 2016, he was named Coordinator of International Scouting before ascending to the Red Sox' Assistant Director for International Scouting.

Mr. Lorenzo is a Miami native. He graduated from Belen Jesuit Preparatory School in 2007, where he was member of the District Championship and Regional Championship baseball team in 2007. He received his Bachelor of Arts degree in history from the University of Pennsylvania, where he was a four-year member of the baseball team.



D.J. SVIHLIK

SR. DIRECTOR, AMATEUR SCOUTING

D.J. Svihlik begins his fifth season with the Marlins and first as Senior Director of Amateur Scouting. He joined the organization in November 2017 in the role of Advisor in the Baseball Operations department before being named the Director of Amateur Scouting in June of 2018. Each of the Marlins' last three draft classes have been universally lauded and helped the organization's overall system ascend to a top-10 ranking.

Mr. Svihlik began his career in professional baseball with the New York Yankees, spending 14 years in the Yankees' organization. He spent 10 seasons with the Yankees as an area scout covering the south region before being promoted to national crosschecker in 2012. When he departed in 2016, he had helped evaluate amateur talent that resulted in the Yankees' farm system being ranked second by Baseball America at the time. Following his tenure with the Yankees, he spent one year at Vanderbilt University as the Commodores' hitting coach and recruiting coordinator.

Mr. Svihlik played collegiately at the University of Illinois, where he was a three-time All-American and was named Big Ten Player of the Year as a sophomore in 1998. He was signed by the Yankees as a nondrafted free agent before moving to the organization's scouting department in 2003. He and his wife Laura have a son, Benjamin, and a daughter, Katherine. The Svihlik family resides in Franklin, Tenn.



HECTOR CRESPO

DIRECTOR, MINOR LEAGUE OPERATIONS

Hector Crespo enters his seventh season with the Marlins in his new role as Director of Minor League Operations. He began his career with Miami as an intern with Player Development and Baseball Operations in 2016 and spent the last three seasons as the Assistant Director of Player Development. In his current role, Mr. Crespo directs and leads the operations for each of the Marlins' minor league affiliates. He has previously served as the organization's representative for the annual Rule 5 draft during the Winter Meetings.

Crespo was selected in the 34th round of the 2013 MLB Draft by the New York Yankees out of Appalachian State University, reaching the Triple-A level. While at Appalachian State, he was a Freshman All-American and earned All-Southern Conference honors as a senior. He remains the school's all-time leader in games played and stolen bases.



DANNY HENRIQUEZ

ASSISTANT DIRECTOR, MINOR LEAGUE OPERATIONS

FRONT OFFICE

FIELD STAFF

PLAYERS

CLUB HISTORY

PLAYER DEVELOPMENT

OPPONENTS

GENERAL INFORMATION



GEOFF DEGROOT

DIRECTOR, PLAYER DEVELOPMENT

Geoff DeGroot begins his fifth season with the Marlins organization - all in the Player Development and Scouting Department - stepping into his new role as Director of Player Development where he oversees and directs the development of all of the Marlins' minor league players throughout the system. He applies programming for individual baseball objectives as well as personal development initiatives both on the field and outside the lines for each player, along with directing our minor league coordinators and coaches as they play an important role in the player development process. In 2018, Mr. DeGroot joined Marlins alumnus Juan Pierre as the organization's representative for the June First-Year Player Draft at MLB Network studios in Secaucus, NJ.

Signed by the Yankees as a non-drafted free agent in 2015, Mr. DeGroot played minor league baseball for one season before transitioning to the front office with the Yankees and working as an assistant in the player development department. He hails from Wesley Chapel, Fla. and attended UMass Lowell where he played four seasons on the baseball team.



MYLES LEWIS

DIRECTOR, ANALYTICS

Myles Lewis enters his fifth year with the Miami Marlins in the Baseball Analytics Department and second as the Director of Analytics, having been promoted in November 2020.

Mr. Lewis grew up in Houston and attended St. John's High School. He graduated from the University of Virginia in 2015 with a degree in Systems Engineering and minors in Computer Science and Engineering Business. Prior to joining the Marlins, he worked as a Lead Database Analyst for Applied Predictive Technologies (APT) in Arlington, Virginia, managing terabytes of data for a few of their Fortune 500 clients. Lewis previously interned for both the Tampa Bay Rays and Texas Rangers Baseball Clubs.



ROMAN OCUMAREZ

DIRECTOR, INTERNATIONAL SCOUTING

Born and raised in Santo Domingo, Dominican Republic, Ocumarez enters his first season with the Marlins as Director, International Scouting - his 23rd in professional baseball. Prior to joining the Marlins, Ocumarez spent eight years in the Houston Astros organization, most recently serving as the Astros' International Scouting Supervisor, overseeing the Astros' day-to-day scouting efforts in the Dominican Republic and Latin America. In 2020, Roman also served as the Domestic Area Scout for the Astros in South Texas and Puerto Rico in advance of the 2020 MLB Draft. Some of the most notable international Astros players signed under his tenure include RHP Luis Garcia, LHP Framber Valdez, RHP Cristian Javier, and most recently Houston's top 30 prospects, SS Cristian Gonzalez (#14), INF Freudis Nova (#24), RHP Jose Alberto Rivera (#29) and RHP Jojanse Torres (#30).

Prior to joining the Astros in September of 2013, Roman was an International Area Scout and Dominican Scouting Supervisor for the Los Angeles Angels of Anaheim in the Dominican Republic from 2011 to 2013. Ocumarez also spent four seasons with the Cleveland Indians from 2006 to 2010 as an Area Scout and Operations Assistant at the Indians' Dominican Academy. Before his scouting career, Ocumarez spent three seasons as an infielder in the Indians minor league system from 1999 to 2002.



HADI

DIRECTOR, PROFESSIONAL SCOUTING

Hadi Raad begins his third season as Director, Professional Scouting, after joining the Miami Marlins organization in November 2019. Prior to joining the Marlins organization, Mr. Raad spent seven seasons with the New York Yankees as Director of Minor League Operations, Pro Scout, Assistant Director of Minor League Operations, Video Coordinator, and Baseball Operations Intern. Mr. Raad began his career in professional baseball as an intern with the Texas Rangers' Baseball Operations department in 2013 and served as their Amateur Video Scout in 2014 Spring Training before joining the Yankees.

Mr. Raad is a 2011 graduate of Wheaton College in Massachusetts, where he played baseball for four years and earned a B.A. in Economics. He attended Hastings High School in Hastings-on-Hudson, New York.



JOEY NERO

ASSISTANT DIRECTOR, BASEBALL OPERATIONS



FIELD & CLUBHOUSE STAFF





8 DON MATTINGLY

MANAGER
BORN
 EVANSVILLE, IN

DOB
 APRIL 20, 1961

COACHING & PLAYING CAREER

MANAGERIAL / COACHING CAREER

- Don Mattingly is entering his seventh year as manager for Miami in 2022, following a five-year stint with Dodgers.

MOST GAMES AS MANAGER

MARLINS HISTORY

MANAGER	GAMES
DON MATTINGLY	868
FREDI GONZÁLEZ	555
JACK MCKEON	538
RENE LACHEMANN	506
JOHN BOLES	446
MIKE REDMOND	362
JIM LEYLAND	324
JEFF TORBORG	200
EDWIN RODRIGUEZ	163
JOE GIRARDI	162
OZZIE GUILLEN	162
DAN JENNINGS	124
TONY PÉREZ	114
COOKIE ROJAS	1
BRANDON HYDE	1

MOST WINS AS MARLINS MANAGER

MANAGER	RECORD	WIN%
DON MATTINGLY	374-494	.431
JACK MCKEON	281-257	.522
FREDI GONZÁLEZ	276-279	.497
RENE LACHEMANN	221-285	.437
JOHN BOLES	205-241	.460
MIKE REDMOND	155-207	.428
JIM LEYLAND	146-178	.451
JEFF TORBORG	95-105	.475
JOE GIRARDI	78-84	.481
EDWIN RODRIGUEZ	78-85	.479
OZZIE GUILLEN	69-93	.426
DAN JENNINGS	55-69	.444
TONY PÉREZ	54-60	.474
COOKIE ROJAS	1-0	1.000
BRANDON HYDE	0-1	.000

- Led the Marlins to a 67-95 finish in **2021**. Advanced his club records for wins as a manager to 374 and games managed to 868.
- Was named BBWAA Manager of the Year in **2020** after leading the Marlins to a 31-29 record and the playoffs for the first time since 2003.
- Handled a roster that made team 174 roster moves throughout the season and finished 57-105 the season before.
- passed Jack McKeon with a club record of 282 wins as a manager on August 6 with a win over Baltimore. He started the season tied with Fredi Gonzalez at 276 and quickly passed him with an Opening Day victory in Philadelphia
- In **2019**, he became the longest-tenured manager in Club history.
- His 276 wins as Marlins manager are tied with Freddie Gonzalez for the

second-most in franchise history, trailing only Jack McKeon (281).

- Following the **2018** season, was manager of MLB Team during seven-game Japan All-Star Series with Nippon Professional Baseball. Marked 37th time since 1908 that Major Leaguers have toured Japan for exhibition games.
- After **2017** campaign began with 21-30 record through May, ranking 27th in the Majors and 12th in the National League, guided club to a 45-37 record from June 1-August 31 and finished season, finishing with eighth-best record in NL, 18th in Majors.
- In **2016**, his first season with Marlins, led team to third-place finish in National League East with 79-82 record. Marked an eight-win improvement over 2015 club that went 71-91, and 79 wins were most by any Marlins team since 2010 (80).
- As manager of Los Angeles Dodgers from 2011-'15, owned winning records in each of his five seasons, including three consecutive division titles from 2013-15, the first time in Club history that the Dodgers reached the postseason in three straight seasons.
- Mattingly's .551 winning percentage ranked sixth in Dodgers history among managers with at least 250 games at the helm.
- In his five seasons, Dodgers led Majors with .590 winning percentage (206-143) after All-Star break.
- The **2014** Dodgers remained over the .500 mark all year and finished the season without a losing streak longer than three games, joining the 1988 (161 games) and 1924 clubs (154 games) as the only teams in franchise history to go the entire season without a four-game slide (*Stats LLC*).
- Finished second in NL Manager of the Year voting in **2013** after guiding Dodgers from 12 games under .500 and 9.5 games out of first place in June to a division title by 11.0 games over Arizona.
- From June 22-Aug. 17, **2013**, guided Dodgers on an historic 42-8 (.840) stretch, the franchise's best 50-game run in Modern Era (since 1900). According to the *Elias Sports Bureau*, the Dodgers' 42 wins were tied for second-most by a Major League team in a 50-game span since 1900: the 1912 Giants, 1941 Yankees and 1942 Cardinals also posted 42-8 records during 50-game runs, while the Cubs went 45-5 during a 50-game stretch in 1906.
- Won Major League managerial debut with a 2-1 victory over Giants on March 31, **2011**.
- On Sept. 17, **2010**, it was announced that Mattingly would replace Joe Torre at the end of the season and become the 29th manager in Dodger franchise history (ninth in Los Angeles).
- Prior to managing, served as a coach under Torre from 2004-'10. Was Yankees hitting coach from 2004-'06, Yankees bench coach in 2007, and took over as Dodgers' hitting coach at All-Star break in 2008 until being named manager.
- Also spent seven seasons as a special instructor during Yankees' Spring Training in Tampa, FL from 1997-2003, and managed Phoenix Desert Dogs in the **2010** Arizona Fall League.

PLAYING CAREER

- Played entire 14-year Major League career from **1982-95** with New York Yankees.
- Amassed 2,153 hits, 222 home runs, 1,099 RBI and a .307 lifetime average in 1,785 games.
- Was six-time American League All-Star and was voted starting first baseman on American League squad in **1987** Midsummer Classic in Oakland.
- Was nine-time Rawlings® Gold Glove Award winner at first base, including five consecutive awards (1985-89) and four in-a-row from **1991-94**.
- Won **1984** batting title with a .343 average.

MATTINGLY'S MANAGERIAL HISTORY

YEAR	CLUB	LEAGUE	WINS	LOSSES	PCT.	FINISH
2011	DODGERS	NATIONAL	82	79	.509	3RD
2012	DODGERS	NATIONAL	86	76	.531	2ND
2013	DODGERS	NATIONAL	92	70	.568	1ST
		POSTSEASON	5	5	.500	LOST IN NLCS
2014	DODGERS	NATIONAL	94	68	.580	1ST
		POSTSEASON	1	3	.250	LOST IN NLDS
2015	DODGERS	NATIONAL	92	70	.568	1ST
		POSTSEASON	2	3	.400	LOST IN NLDS
2016	MARLINS	NATIONAL	79	82	.491	3RD
2017	MARLINS	NATIONAL	77	85	.475	2ND
2018	MARLINS	NATIONAL	63	98	.391	5TH
2019	MARLINS	NATIONAL	57	105	.352	5TH
2020	MARLINS	NATIONAL	31	29	.517	LOST IN NLDS
2021	MARLINS	NATIONAL	67	95	.414	4TH
	MAJORS	REGULAR SEASON	818	857	.488	
		POSTSEASON	10	14	.417	
	DODGERS		446	363	.551	
	MARLINS		374	494	.431	

- Named American League Most Valuable Player in **1985** after batting .324 with a league-leading 48 doubles, a career-high 35 homers and career-best 145 RBI.
- In **1986**, led AL with 238 hits and 53 doubles. Finished second in MVP vote that season.
- In **1987**, tied Dale Long's Major League record by hitting at least one home run in eight consecutive games (record later tied again by Ken Griffey Jr. of Seattle in 1993).
- In '87, set Major League record by hitting six grand slams in a season, a record matched by Travis Hafner during 2006 season. His grand slams in 1987 were only six of his career.
- His No. 23 was retired by Yankees on Aug. 31, **1997**. Also had a plaque dedicated to him in Monument Park at Yankee Stadium that reads in part: "A humble man of grace

and dignity, a captain who led by example, proud of the Pinstripe tradition and dedicated to the pursuit of excellence".

BATTING HISTORY

YEAR	CLUB	AVG.	G	AB	R	H	2B	3B	HR	RBI	SH	SF	HBP	BB	SO	SB	CS	OBP	SLG	E
1982	YANKEES	.167	7	12	0	2	0	0	0	1	0	1	0	0	1	0	0	.154	.167	0
1983	YANKEES	.283	91	279	34	79	15	4	4	32	2	2	1	21	31	0	0	.333	.409	3
1984	YANKEES	.343	153	603	91	207	44	2	23	110	8	9	1	41	33	1	1	.381	.537	6
1985	YANKEES	.324	159	652	107	211	48	3	35	145	2	15	2	56	41	2	2	.371	.567	7
1986	YANKEES	.352	162	677	117	238	53	2	31	113	1	10	1	53	35	0	0	.394	.573	7
1987	YANKEES	.327	141	569	93	186	38	2	30	115	0	8	1	51	38	1	4	.378	.559	5
1988	YANKEES	.311	144	599	94	186	37	0	18	88	0	8	3	41	29	1	0	.353	.462	9
1989	YANKEES	.303	158	631	79	191	37	2	23	113	0	10	1	51	30	3	0	.351	.477	7
1990	YANKEES	.256	102	394	40	101	16	0	5	42	0	3	3	28	20	1	0	.308	.335	3
1991	YANKEES	.288	152	587	64	169	35	0	9	68	0	9	4	46	42	2	0	.329	.394	5
1992	YANKEES	.288	157	640	89	184	40	0	14	86	0	6	1	39	43	3	0	.327	.416	4
1993	YANKEES	.291	134	530	78	154	27	2	17	86	0	3	2	61	42	0	0	.364	.445	3
1994	YANKEES	.304	97	372	62	113	20	1	6	51	0	4	0	60	24	0	0	.397	.411	2
1995	YANKEES	.288	128	458	59	132	32	2	7	49	0	8	1	40	35	0	2	.341	.413	7
	MINORS	.332	500	1842	288	612	112	16	37	346	9	31	8	232	132	17	16	.403	.471	28
	MAJORS	.307	1785	7003	1007	2153	442	20	222	1099	13	96	21	588	444	14	9	.358	.471	68

PERSONAL/MISCELLANEOUS

- Donald Arthur Mattingly...married his wife, Lori, in December 2010 in Indiana...has four sons: Taylor, Preston, Jordan and Louis Riley, who was born Nov. 29, 2014, as well as two stepsons, Isaac and Reynolds...Taylor was selected by Yankees in 42nd round of 2003 draft...Preston, who was selected by Dodgers as a sandwich pick (31st overall) in 2006 draft and finished his college basketball career at Lamar University in Beaumont, Texas in 2016, is currently an amateur scout for the San Diego Padres...was born and raised in Evansville, Indiana, where a street was re-named in his honor in November 2013 as "Don Mattingly Way"...was one of nation's top prospects as a high school player at Reitz Memorial High School and was drafted by New York Yankees in 19th round of 1979 draft...created and runs Mattingly Charities, which is designed to serve underprivileged youth by supporting programs and donating equipment that promote baseball and softball participation in conjunction with other developmentally related activities...has donated equipment to several charitable organizations from his company, Mattingly Sports...in January 2013, hosted "A Night of Entertainment with Don Mattingly," featuring George Lopez...event raised more than \$70,000 for Mattingly Charities...was honored with Tommy Lasorda Award at Professional Baseball Scouts Foundation's 10th annual "In the Spirit of the Game" dinner at the Hyatt Regency Century Plaza in **2013**...played part of Mother Ginger in a local Evansville ballet company's production of the Nutcracker in 2012 and 2013...appeared in a baseball-themed episode of The Simpsons, entitled "Homer at the Bat," which originally aired in February 1992...the episode was recognized by the National Baseball Hall of Fame to pay tribute to the show's 25th anniversary on May 27, 2017 as part of Hall of Fame Classic Weekend.

POSTSEASON HISTORY

YEAR	CLUB	SERIES	AVG.	G	AB	R	H	2B	3B	HR	RBI	SH	SF	HBP	BB	SO	SB	CS	OBP	SLG	E
1995	NY/SEA	ALDS	.417	5	24	3	10	4	0	1	6	0	0	0	1	5	0	0	.440	.708	0

ALL-STAR HISTORY

YEAR	CLUB/TM, SITE	AVG.	G	AB	R	H	2B	3B	HR	RBI	SH	SF	HBP	BB	SO	SB	CS	OBP	SLG	E
1984	AL/NYY, SF	.000	1	1	0	0	0	0	0	0	0	0	0	0	0	0	0	.000	.000	0
1985	AL/NYY, MIN	.000	1	1	0	0	0	0	0	0	0	0	0	0	0	0	0	.000	.000	0
1986	AL/NYY, HOU	.000	1	3	0	0	0	0	0	0	0	0	0	0	2	0	0	.000	.000	0
1987	AL/NYY, OAK	.000	1	1	0	0	0	0	0	0	0	0	0	2	0	0	0	.667	.000	0
1988	AL/NYY, CIN	.000	1	2	0	0	0	0	0	0	0	0	0	0	0	0	0	.000	.000	0
1989	AL/NYY, ANA	1.000	1	1	0	1	1	0	0	0	0	0	0	0	0	0	0	1.000	2.000	0
TOTALS		.111	6	9	0	1	1	0	0	0	0	0	0	2	2	0	0	.273	.222	0

MOST WINS BY MANAGER

(since 2013, active managers only)

MANAGER	RECORD	WIN%
TERRY FRANCONA	638-494	.564
JOE MADDON	640-495	.564
BOB MELVIN	590-544	.520
DON MATTINGLY	585-607	.491

Elias Sports Bureau



21 WELLINGTON CEPEDA

BULLPEN COACH

BORN
LA VEGA, OR

DOB
NOVEMBER 25, 1973

COACHING & PLAYING CAREER

MANAGERIAL / COACHING CAREER

- Wellington Cepeda will enter his third season in the Majors as Miami's bullpen coach.
- He spent his previous 16 campaigns in professional coaching with Arizona.
- In **2019**, was manager for the Rookie AZL Diamondbacks and finished 26-30, fourth in the AZL East.
- The Club led the AZL with a .234 average against, ranked fourth in strikeouts (577), tied for sixth in ERA (4.02), and ninth in WHIP (1.38).
- Was Short-Season pitching coordinator from **2016-18**. Prior, he was a pitching coach in Arizona's system with Double-A Mobile (**2014-15**), Single-A South Bend (**2005-07, 2010-13**), Single-A Adv. Visalia (**2008-09**), Rookie-Adv. Missoula (**2003-04**), and DSL D-backs (**2001-02**).
- In **2013**, joined the Diamondbacks Major League coaching staff in September when the rosters expanded.

PLAYING CAREER

- Went 16-11 with a 4.62 ERA in 123 games (six starts) across four seasons in the D-backs system from **1997-2000**
- In **1997** with the Arizona Summer League club, went 4-0 with a 1.64 ERA.
- Began his career in **1996** with Boca Chica in the Dominican Summer League.

PERSONAL/MISCELLANEOUS

- Resides in New York...married to Amber Ventura and has two children, Greyling and Wellington Jr.



40 ERIC DUNCAN

QUALITY CONTROL

BORN
FLORHAM PARK, NJ

DOB
DECEMBER 7, 1984

COACHING & PLAYING CAREER

MANAGERIAL / COACHING CAREER

- Eric Duncan enters his third season with the Marlins organization. It marks his first season as the team's quality assurance coach, after serving as the team's hitting coach from 2020-21. Prior to that he was the Marlins minor league hitting coordinator through April 2019 before he was promoted to the assistant hitting coach.
- In **2017** and **2018**, Duncan served as the hitting coach for the Tampa Yankees/Tarpons, the Yankees' High-A affiliate in the Florida State League.
- In **2015** and **2016**, he was the hitting coach for the Staten Island Yankees, the Short-Season affiliate for New York-AL.
- Prior to his time as a coach in the Yankees' organization, he was a volunteer coach for the Seton Hall Pirates.

PLAYING CAREER

- Played seven seasons in the New York Yankees' minor league system from **2003-2009** as a utility player. In **2010** he played in the Braves system. In **2011** he played in the Cardinals system. In **2012** he played his final season of professional baseball in the Royals system.
- He was drafted in the first round by the Yankees in the 2003 First Year Player Draft.

PERSONAL/MISCELLANEOUS

- Eric Anthony Duncan...was drafted by the Yankees out of Seton Hall Preparatory School in West Orange, N.J....has a bachelor's degree in political science from Seton Hall University...resides in Maryland with his wife, Alison, and daughter, Olivia.



85 ROB FLIPPO

BULLPEN COORDINATOR

BORN
LODI, CA

DOB
SEPTEMBER 9, 1966

COACHING & PLAYING CAREER

COACHING CAREER

- Rob Flippo begins his fourth season as Miami's bullpen coordinator. Flippo had previously served under Mattingly while with the Los Angeles Dodgers.
- For the previous 16 seasons, Flippo had been the bullpen catcher and batting practice pitcher for the Dodgers.
- His first professional coaching assignment was as bullpen coach for Single-A Wilmington in Dodgers' organization in **2001**.
- Prior to his run in Los Angeles, he held several coaching positions at the collegiate level.
- From **1999-2001**, he was a hitting instructor and outfield/catchers coach, while also serving as strength and conditioning coordinator, at University of North Carolina-Wilmington under head coach Mark Scalf.
- In addition to his two years at UNCW, he was also an assistant coach at Fresno State University (**1996**) and South Alabama (**1998**).

PLAYING CAREER

- Played one season with Dodgers' Single-A Affiliate in Bakersfield in **1989**, appearing in 19 games.

PERSONAL/MISCELLANEOUS

- Robert B. Flippo...married to wife Kelly...couple has two children; daughter Brittony and son Ryan...graduated from Fresno State University with a bachelor's degree in psychology in 1994, before earning a master's degree in physical education from the University of South Alabama (Mobile) in 1998 with an emphasis in exercise physiology...attended San Joaquin Delta College (1986)...continued education and collegiate playing career at University of Pacific, where he was a two-year letterman, served as team captain, and was named Conference Scholar Athlete in 1987.



17 EDWAR GONZALEZ

ASSISTANT HITTING COACH

BORN
MARACAIBO, VEN

DOB
JANUARY 1, 1983

COACHING & PLAYING CAREER

MANAGERIAL / COACHING CAREER

- Edwar Gonzalez enters his third season with the Marlins organization and first with the Major League staff. He served as the Marlins Minor League Hitting Coordinator in 2020 and 2021.
- Prior to joining the Marlins, He spent nine seasons with the New York Yankees Organization including three seasons as a Hitting Coach for the Yankees Minor League affiliates.

PLAYING CAREER

- Gonzalez Played in 770 career Minor League games from 2002-10 with the Yankees organization, combining to bat .257 with 156 doubles, 65 HRs and 368 RBIs.

PERSONAL/MISCELLANEOUS

- He attended Seminole State College in Oklahoma.

FRONT OFFICE

FIELD STAFF


PLAYERS

CLUB HISTORY

PLAYER DEVELOPMENT

OPPONENTS

GENERAL INFORMATION



88 KEITH JOHNSON

1ST BASE COACH

BORN
HANFORD, CA

DOB
APRIL 17, 1971


COACHING & PLAYING CAREER

COACHING CAREER

- Keith Johnson will be entering his second season as first base coach and his third year with the Marlins organization. He was scheduled to be Manager for the triple-A affiliate in Wichita in 2020 after spending the previous 14 years in the Angels Player Development system.
- Johnson managed the Arizona Fall League's Salt River Rafter to an AFL Championship in 2019. He also helped the Marlins win the league's Organizational award that recognizes commitment to building a Minor League system and using the AFL to help the process.
- Johnson was a 4th round pick of the Dodgers in 1992 and enjoyed an 11 year playing career.
- A University of the Pacific product, Johnson has received two Manager of

the Year awards in the Angels Minor League system. Keith is married to wife, Malena, and has four children.

- He and his wife, Hilma, reside in Frisco, Texas. The couple has a daughter, Haley, and a son, Eric.
- Wore 99 because it was his son's football number, but changed to 88 this season to give Jesus Aguilar 99.



13 AL PEDRIQUE

THIRD BASE COACH

BORN
VALENCIA, VEN

DOB
AUGUST 11, 1960

COACHING & PLAYING CAREER

COACHING CAREER

- Alfredo Pedrique enters his second year with the Marlins organization and first with the Major League staff after serving as Manager for Triple-A Jacksonville in **2021**.
- He spent the previous three years on the Oakland Athletics Major League staff as Third Base Coach (**2019-2020**) and First Base Coach (**2018**).
- Pedrique has seven seasons of experience on Major League coaching staffs. He was Third Base Coach and interim Manager for the Arizona Diamondbacks in **2004**, Third Base Coach for the Houston Astros in **2009**, and Bench Coach for the Astros from **2010-11**

PLAYING CAREER

- Pedrique played in three Major League seasons from 1987-89 with the New York Mets, Pittsburgh Pirates and Detroit Tigers. He hit .247 with a home run and 36 RBI in 174 career games while playing 1001.0 innings at shortstop.



10 EDDY RODRIGUEZ

CATCHING COACH

BORN
VILLA CLARA, CU

DOB
DECEMBER 1, 1985

COACHING & PLAYING CAREER

COACHING CAREER

- Eddy Rodríguez enters his third season with the Marlins organization as the catching coach.
- In **2019**, was the Angels minor league catching coordinator, his first professional coaching position.

PLAYING CAREER

- Spent 10 seasons in the Minors from **2006-2008** and **2011-2017**, batting .213 (444x2088) across 618 games.
- Held a career 32.7% caught stealing percentage, throwing out 207 baserunners over 633 stolen base attempts.
- Made his MLB debut in **2012** with San Diego and hit a home run in his first ML at-bat off of Johnny Cueto.
- Played in two games for the Padres before returning to the Minors.
- He was drafted by the Cincinnati Reds in the 20th round of the 2006 First Year Player Draft.

PERSONAL/MISCELLANEOUS

- Eddy Rodríguez...defected from Cuba with family at the age of seven... attended the University of Miami...



82 JAMES ROWSON

BENCH COACH

BORN
MOUNT VERNON, NY

DOB
SEPTEMBER 12, 1976

COACHING & PLAYING CAREER

MANAGERIAL / COACHING CAREER

- James Rowson will begin his third season with the Marlins as bench coach.
- It is his 20th season coaching at the professional level. He spent the prior three seasons as the Minnesota Twins hitting coach.
- In **2019**, he guided the Twins offense to 307 home runs, the most in Major League history. The club also led the Majors in RBI (906), ranked second in runs (939), hits (1547), average (.270), and slugging percentage (.494).
- They set the Club record for most runs scored in a season, extra-base hits (648), and slugging percentage.
- In his first season as Minnesota's hitting coach in **2017**, the club scored 815 runs, the fourth most in club history at the time, and hit 206 home runs, third most at the time.
- The team ranked third in the AL in walks (593) and fourth in runs (815) and on-base percentage (.334).
- Served as the Yankees Minor League hitting coordinator in **2014-2016** and also from **2008-2011**.
- Spent three seasons with the Cubs from **2011-2013**, beginning as minor league hitting coordinator before being promoted to the Major League hitting coach during the **2012** season.
- Spent his first six season in professional coaching from 2002-2007 as hitting coach at the Single-A and Rookie levels.

PLAYING CAREER

- Hit .204 (111x544) with 26 doubles, seven triples, nine home runs, 60 RBI, 73 runs scored and 23 stolen bases in 178 career professional games.
- Spent three minor league seasons in the Mariners' (**1995-96**) and Yankees' (**1997**) organizations before playing for Cook County in the Independent Heartland League in **1998**.
- Selected by Seattle in ninth round of **1994** First-Year Player Draft.

PERSONAL/MISCELLANEOUS

- James Frank Rowson...resides in Spring Hill, FL with his wife, Maria, and three daughters, Katiria, Kiana, and Gabriella...1994 graduate of Mount St. Michael High School in Bronx, NY.

FRONT OFFICE

FIELD STAFF

PLAYERS

CLUB HISTORY

PLAYER DEVELOPMENT

OPPONENTS

GENERAL INFORMATION



30 MEL STOTTEMYRE, JR.

PITCHING COACH

BORN
PROSSER, WA

DOB
DECEMBER 28, 1963

COACHING & PLAYING CAREER

MANAGERIAL / COACHING CAREER

- Mel Stottlemire Jr. is entering his fourth season as Marlins' pitching coach. It will mark his eighth season as a Major League pitching coach, and his 10th as a Major League coach.
- In his first season with the Marlins in **2019**, Jr., Marlins pitchers showed marked improvements in a variety of categories. Marlins pitchers combined to allow 48 less hits in 2019 despite pitching 2.1 more innings than 2018, trimming their opponent batting average from .254 in 2018 to .245. The staff lowered its collective ERA from 4.76 to 4.74, while the bullpen lowered its ERA from 5.33 to 4.97. The 'pen's strikeout-per-nine inning ratio jumped from 8.0 to 9.2. Marlins starters posted a 4.59 ERA (888.0/453), a .240 average, and 808 strikeouts against 345 walks; they posted 96 more strikeouts than 2018 Marlins starters. Rookies accounted for 76 total starts (47% of starts), eight more starts than the previous season.
- Spent the previous three seasons as Mariners' pitching coach, during which time Seattle registered the sixth-best team ERA (4.19) and average against (.253) in the American League.
- Also during his tenure, the Mariners posted the seventh-most strikeouts (3,890) and second-fewest walks (1,350) for a 2.88 strikeout/walk ratio that ranked fifth in the American League.
- In **2018**, Seattle's strikeout/walk ratio was 3.32, third-best in the American League and the best single-season mark of Stottlemire's tenure.
- Spent **2002-15** in the Arizona Diamondbacks organization, serving as bullpen coach (**2014-15**) following stints as its minor league pitching coordinator (**2011-13**), Major League pitching coach (**2009-10**), minor league pitching coordinator (**2007-09**), and minor league pitching coach with affiliates in Missoula (**2005-06**), El Paso (**2004**), Lancaster (**2003**) and Yakima (**2002**).

- Began his coaching career as the pitching coach with the University of Nevada-Las Vegas (his alma mater) in **2001**.

PLAYING CAREER

- Pitched in six minor league seasons in the Houston (**1985-1987**) and Kansas City (**1987-1990**) organizations, combining to go 25-24 with a 3.50 ERA (416.2 ip/162 er) and 24 saves in 122 appearances (57 starts)
- Pitched briefly in Majors with Kansas City, going 0-1 with a 4.88 ERA (31.1/17) in 13 games (two starts) in 1990.
- Was originally selected by Houston in first round of 1985 January Draft.
- Was also drafted by Seattle in 28th round of 1982 June Draft, but did not sign.

PERSONAL/MISCELLANEOUS

- Melvin Leon Stottlemire Jr....resides in Lewiston, ID, with his wife, Lisa... has three children: Maleigha, Colton and Blaise...graduated from Davis High School in Yakima, WA, in 1982...drafted by Seattle following his senior year of high school, but did not sign...attended the University of Nevada-Las Vegas... was the Astros first-round selection in the 1985 January Draft...owns Stotts Fishing Adventures on the Clearwater River near Lewiston, ID...his late father, Mel Sr., was a five-time AL All-Star (1965-66, '68-70) and went 164-139 with a 2.97 ERA over 11 Major League seasons with the Yankees, and served as pitching coach for the Yankees from 1996-2005 and the Mariners in 2008... brother, Todd, was 138-121 with a 4.28 ERA in 15 Major League seasons with the Blue Jays (1988-94), A's (1995), Cardinals (1996-98), Rangers (1998) and D-backs (1999-2002).





33 MARCUS THAMES

HITTING COACH

BORN
LOUISVILLE, MS

DOB
MARCH 6, 1977

COACHING & PLAYING CAREER

COACHING CAREER

- Marcus Thames enters his first season with the Marlins organization. He spent the last four seasons with the New York Yankees as the Major League Hitting Coach and served two years prior as the club's Assistant Hitting Coach. He began his coaching career in **2013** with the Yankees as hitting coach for Single-A Tampa, before being promoted to Hitting Coach of Double-A Trenton in **2014** and Hitting Coach of Triple-A Scranton/Wilkes-Barre in 2015.
- Thames coached a Yankees offense that hit 222 home runs in 2021 and earned a place in the postseason for the fifth consecutive season.
- In **2020**, Thames guided a Yankees offense that ranked fifth in the Majors (second in the AL) with 94 home runs, led the Majors in walks (251), fourth in runs (315) and OBP (.342), fifth in OPS (.789) and seventh in SLG (.447). Under his tutelage, DJ LeMahieu earned the Major League batting title and Luke Voit won the MLB home run crown.
- In **2019**, Yankees batters set a franchise record with 306 home runs, one shy of the Major League record set by the 2019 Minnesota Twins (307), who had Marlins Bench Coach James Rowson as a hitting coach. The Yankees also had a Major League-record 14 players hit at least 10 home runs.
- In **2018**, Yankees batters set a then-single-season Major League record with 267 home runs, surpassing the 1997 Mariners (264) for the all-time team record. They tied a then-Major League record with 24 individual multi-HR games. The club became the first team in Baseball history to have 12 players hit at least 10 home runs in the same season and had five players with at least 25 homers, matching the franchise record. According to the Elias Sports Bureau, they became the first team in Major League history to hit at least 20 homers from all nine batting order spots.

PLAYING CAREER

- As a player, Thames was selected by the Yankees in the 30th round of the 1996 First-Year Player Draft and played in parts of 10 Major League seasons with the Yankees (2002, 2010), Texas Rangers (2003), Detroit Tigers (2004-09) and Los Angeles Dodgers (2011). He combined to hit .246 (450x1,827) with 115 home runs and 301 RBI in 640 gam

FRONT OFFICE

FIELD STAFF

PLAYERS

CLUB HISTORY

PLAYER DEVELOPMENT

OPPONENTS

GENERAL INFORMATION

MARLINS NOTES

MARLINS ALL-TIME COACHING ROSTER

NAME	POSITION	YEARS	NAME	POSITION	YEARS
ARNSBERG, BRAD	PITCHING	2002-03	LACHEMANN, MARCEL	PITCHING	1993-94
ARSENAULT, PIERRE	BULLPEN COORDINATOR	2002-10	LEARY, ROB	BENCH	2013-15
BONDS, BARRY	HITTING	2016	LIVSEY, JEFF	ASSISTANT HITTING	2019
BREEDEN, JOE	BULLPEN	1995-96, 2001	LUCAS, ED	ADMINISTRATIVE	2017-18
	BENCH	1999-2001	MALLEE, JOHN	HITTING	2010-11
BROCK, TARRIK	FIRST BASE/OUTFIELD	2010	MALOOF, JACK	HITTING	1999-2001
BUNDY, LORENZO	BASERUNNING/OUTFIELD	1998, 2016-17	MANUEL, JERRY	BENCH	1997
BUTLER, BRETT	THIRD BASE/OUTFIELD	2014-15	MARTINEZ, TINO	HITTING	2013
CEPEDA, WELLINGTON	BULLPEN	2020-	MATTINGLY, DON	MANAGER	2016-
COLLINS, DAVE	FIRST BASE	2010	MAY, MILT	HITTING	1997-98
CORA, JOEY	BENCH	2012	MCCLURE, BOB	BULLPEN	1994
CORNELIUS, REID	BULLPEN	2010-16	MEACHAM, BOBBY	THIRD BASE	2006
COX, JEFF	THIRD BASE	2004-05	MENECHINO, FRANK	ASSISTANT HITTING	2014-18
	BENCH	2003	MORALES, JOSE	HITTING	1995-96
	BULLPEN	2002	NIEVES, JUAN	PITCHING	2016-18
DAVIS, DOUG	BENCH	2003-04	PAGLIARULO, MIKE	HITTING	2017-19
DONNELLY, RICH	THIRD BASE	1997-98	PENTLAND, JEFF	HITTING	1996
DORANTE, LUIS	BULLPEN	2005	PEREZ, EDUARDO	HITTING	2011-12
DUBEE, RICH	PITCHING	1998-2001	PIERSON, JOHN	HITTING	2013
DUNCAN, ERIC	ASSISTANT HITTING	2019	PINSON, VADA	FIRST BASE	1993-94
	HITTING	2020-21	PORTER, BO	THIRD BASE/OUTFIELD	2007-09
	QUALITY ASSURANCE	2022-	PRESLEY, JIM	HITTING	2006-10
	BENCH	2005	RADER, DOUG	HITTING	1993-94
DUNLOP, HARRY	THIRD BASE/INFIELD	2010-13	REBERGER, FRANK	BULLPEN	1993-94
ESPADA, JOE	BULLPEN	2007-09	REDMOND, MIKE	MANAGER	2013-15
FOSTER, STEVE	FIRST BASE/INFIELD	2007-09	RENICK, RICK	BENCH	2002
FOX, ANDY	BENCH COACH	2015	ROBINSON, BILL	HITTING	2002-05
GOFF, MIKE	THIRD BASE	2017-19	RODRIGUEZ, EDDY	CATCHING	2020-
GONZÁLEZ, FREDI	MANAGER	2007-10	RODRIGUEZ, ROBERT	ASSISTANT HITTING	2020-21
	BENCH	2001	ROJAS, COOKIE	THIRD BASE	1993-96
	THIRD BASE	1999-2001	ROSENTHAL, WAYNE	PITCHING	2003-04
GUILLEN, OZZIE	MANAGER	2012	ROTHSCHILD, LARRY	PITCHING	1995-97
	THIRD BASE	2002-03	ROWSON, JAMES	BENCH	2020-
HARKEY, MIKE	BULLPEN	2006	SANDT, TOMMY	FIRST BASE	1997-98
HARRIS, LENNY	THIRD BASE	2016	SCHNEIDER, BRIAN	CATCHING	2016-19
	ASST. HITTING/THIRD BASE	2015	SHINE, PAT	ADMINISTRATIVE	2014-16
HATCHER, BILLY	FIRST BASE/OUTFIELD	2020	ST. CLAIRE, RANDY	PITCHING	2010-12
HERNANDEZ, CHUCK	PITCHING	2013-15	STOTTEMYRE JR., MEL	PITCHING	2019-
HILL, PERRY	FIRST BASE/INFIELD	2013-18	TAYLOR, TONY	BULLPEN	2004
		2002-06, 2011		FIRST BASE	2001
HILLMAN, TREY	FIRST BASE/INFIELD	2019		INFIELD/BULLPEN	1999-2001
	THIRD BASE/INFIELD	2020-21	THURMAN, GARY	FIRST BASE	2012
HYDE, BRANDON	MANAGER	2011	TOSCA, CARLOS	BENCH	2007-10
	BENCH	2010-11	TREANOR, DEAN	BULLPEN	2017-19
JENNINGS, DAN	MANAGER	2015	TUCK, GARY	BENCH	2006
JONES, LYNN	FIRST BASE	2001	URGELLES, JEFF	BULLPEN COORDINATOR	2010-17
	THIRD BASE	2001	WALLACH, TIM	BENCH	2016-19
KIMM, BRUCE	BULLPEN	1997-98	WILEY, MARK	PITCHING	2005, '08-09
KRANITZ, RICK	PITCHING	2006-07	WILLIAMS, RICK	ASSISTANT PITCHING	1995-96
KUNTZ, RUSTY	FIRST BASE	1995-96, '99-2000			



STAN CONTE
SENIOR DIRECTOR, MEDICAL SERVICES

- Conte enters his second season with the Marlins after joining the team in 2021. Conte has over 25 years of Major League Baseball experience, coming to Miami from the Los Angeles Dodgers where he was the Vice President of Medical Services and Head Athletic Trainer until 2015.
- Conte joined the Dodgers in 2006 after working with the San Francisco Giants as the Director of Medical Services and Head Athletic Trainer from 1993-2006.
- In addition to being a certified Athletic Trainer, Conte holds a Doctorate in Physical Therapy from Boston University.



LEE MEYER

HEAD CERTIFIED ATHLETIC TRAINER

- Lee Meyer joins the Marlins after spending the five seasons with the Houston Astros Organization, including the last three as the Assistant Athletic Trainer at the Major League level. He is a Certified Strength and Conditioning Specialist, a Licensed Athletic Trainer and a Certified Athletic Trainer.
- Meyer joined the Astros organization in 2017 from the New York Yankees, where he spent seven seasons working as an athletic trainer in the club's minor league system. Lee also spent three off-seasons as the head athletic trainer for the Cardenales de Lara in the Venezuelan Winter League from 2014-16. Prior to landing a full-time position with the Yankees, Lee served internships with the Rockies and Pirates, as well as the Indianapolis Colts of the NFL and Walt Disney World.
- He graduated from the University of Wisconsin-Stevens Point in 2008, receiving his bachelor's degree in athletic training with a minor in Spanish. He then earned his master's degree in sport management at Minnesota State University, Mankato in 2009.



RICHARD LEMBO

ASSISTANT CERTIFIED ATHLETIC TRAINER

- Richard Lembo is in his first season with the Marlins. He spent the last 19 years as the Director of Sports Medicine at the Sierra Pacific Orthopedic Center in Fresno, Calif. and brings 11 years of baseball experience to the Marlins staff, most recently working as an Assistant Athletic Trainer for the Los Angeles Dodgers from 2007-10. He also served as an Athletic Trainer for the United States National Team in the 2013 World Baseball Classic.
- Prior to joining the Dodgers, Lembo was the Head Minor League Athletic Trainer for the San Francisco Giants from 1999-2003 and worked as a Minor League Athletic Trainer for the Chicago Cubs from 1994-97.
- Lembo earned his BS in Sports Medicine from the University of Charleston and he Masters of Exercise Physiology from Marshall University.



BEN POTENZIANO

ASSISTANT CERTIFIED ATHLETIC TRAINER

- Ben Potenziano is in his first season with Miami after spending nine seasons as the Assistant Athletic Trainer for the Pittsburgh Pirates from 2011-20. He represented the Pirates as part of the National League athletic training staff at the 2014 All-Star Game in Minnesota.
- Prior to joining the Pirates, Potenziano spent eight seasons at the Major League level with the San Francisco Giants, the last seven as the club's Strength and Conditioning coach.
- He is a graduate of the University of Maine at Farmington and earned his Masters of Education from the University of Maine at Orono, where he also spent three years (1999-2002) as an assistant athletic trainer.



DR. LEE KAPLAN

MEDICAL DIRECTOR

- Dr. Lee Kaplan begins his 14th season with the Miami Marlins organization as the Marlins' Medical Director. He is the Chief of UHealth Sports Medicine, and the Director of the UHealth Sports Institute. He is a Professor of Orthopaedic Surgery, Biomedical Engineering, and Kinesiology and Sports Sciences at the University of Miami Miller School of Medicine.
- Dr. Kaplan serves as Medical Director and Head Team Physician for University of Miami Athletics. He is an Orthopaedic consultant for the Pittsburgh Steelers.
- Dr. Kaplan earned his undergraduate degree at Johns Hopkins University in 1990 and his Doctor of Medicine degree from George Washington University in 1995. He completed his residency at the University of Miami/Jackson Memorial Hospital in 2000. He simultaneously completed a Sports Medicine/Shoulder Fellowship and a Clinical Instructor Sports Medicine/Research Fellowship at the University of Pittsburgh from 2000-02. Dr. Kaplan is certified by the American Board of Orthopaedic Surgeons and has earned his subspecialty in Sports Medicine.
- Dr. Kaplan is spearheading research into articular cartilage injuries and is an active member of several organizations, such as the American Orthopaedic Society for Sports Medicine, the American College of Sports Medicine and the Herodicus Society.



DR. DAN KANELL

SENIOR MEDICAL ADVISOR

- Dr. Dan Kanell begins his 30th season with the Marlins and 11th as the Club's Senior Medical Advisor, after joining the organization in 1992 as the team physician.
- Prior to joining the Marlins, Kanell served as the Miami Dolphins team physician for 25 years (1989-2013). He has also served as the medical director of Spring Training and orthopaedic consultant with the New York Yankees from 1974-94.
- Kanell was listed in "Best Doctors of America" southeast section from 1996 through 2014. In 1995, Kanell was honored as the "Doctor of the Year" by the Caducean Society of Ft. Lauderdale.
- Kanell graduated from the University of Pittsburgh School of Medicine in 1965. He completed his residency at New York University Medical Center and is certified by the American Board of Orthopaedic Surgery. He was the founder of the Broward County school board's Sports Medicine Program and is a member of the University of Pittsburgh Hall of Fame.
- Kanell, and wife, Diane, reside in Fort Lauderdale, Fla. They have four children: Debra, Daryl, Dana, and Danny. His son Danny, who played college football at Florida State and seven years in the NFL for the New York Giants, Atlanta Falcons and Denver Broncos, currently works as a football analyst for CBS Sports, FOX Sports 1, and SiriusXM.

MEDICAL CONSULTANTS

Dr. Eddie Alfonso Optometrist	Dr. Thomas Best Internal Medicine
Dr. Mike Baraga Orthopedic Consultant	Dr. Barry Resnik Dermatologist
Dr. Jean Jose Radiologist	Dr. David Rosenberg Internal Medicine
Dr. Dan Kanell Senior Medical Advisor	Dr. Mike Sandler Optometrist
Dr. Lee Kaplan Medical Director	Dr. Wade Van Sice Orthopedic Consultant
Dr. Ira Kotch Dental	Ricardo Rosado X-Ray Technician
Dr. James Mullen Internist	



LEE TRESSEL

STRENGTH & CONDITIONING COACH

FRONT OFFICE

FIELD STAFF

- Lee Tressel begins his fourth season with the Miami Marlins and his second as the Major League Strength and Conditioning Coach. He spent his first two seasons as the Rehab Strength & Conditioning Coordinator and has spent 16 years in professional baseball. Prior to joining the Marlins, Tressel has worked for the New York Yankees for 13 seasons.
- Tressel received his Bachelor of Arts in Sports Management and Business Administration from Baldwin Wallace University and was a member of their football team. He is married to his wife, Jenna and has one dog, Otis.



JOHN SILVERMAN

EQUIPMENT MANAGER

PLAYERS

CLUB HISTORY

- John Silverman enters his 46th season as a Major League equipment manager, his 21st with the Marlins. Silverman began his career in 1977 with the Toronto Blue Jays before joining the Montreal Expos on December 22, 1980.
- Silverman started in baseball as a clubhouse man at Jarry Park in the summers from 1969-73, while studying at Baron Byng High School and Dawson College.
- He enjoys jogging, golf and alpine skiing.



MICHAEL "ROCK" HUGHES

VISITING CLUBHOUSE MANAGER

PLAYER DEVELOPMENT

OPPONENTS

- Rock Hughes is in his 12th season as the visiting clubhouse manager and 30th overall with the Marlins. Rock worked his way up through the clubhouse, starting as a visiting clubhouse attendant during the Marlins' inaugural season in 1993. He was on the visiting side for five years before moving over to the Marlins' home clubhouse for the next 12 seasons.
- Hughes attended Sonoma State University, where he was team captain on the Cossack's lacrosse team, earning conference All-Star honors in three of his four years.
- Hughes and his wife, Jennifer, have two daughters, Hayden and Devyn, and reside in Cooper City, Fla.



MAX THOMAS

DIRECTOR, TEAM TRAVEL

GENERAL INFORMATION



AUSTIN LAMKEY

MAJOR LEAGUE VIDEO COORDINATOR

CLUBHOUSE ASSISTANTS



MICHAEL DIAZ
Assistant Clubhouse Manager
14th year with organization



DOMENIC CAMARDA
Umpire's Room Attendant/Home
Clubhouse
20th year with organization



FERNANDO D'VICENTE
Visiting Clubhouse Assistant
26th year with organization



ANTHONY PEREZ
Bat Boy/Home Clubhouse
4th Year



JEREMY RUDER
Home Clubhouse
16th Year



**NEIL
GAHART**
MAJOR LEAGUE ANALYST

Neil Gahart enters his fifth season with the Miami Marlins as Major League Analyst. He grew up in Kensington, MD and graduated from Montgomery Blair High School in Silver Spring, MD. Neil studied at Johns Hopkins University in Baltimore, and earned B.S. and M.S.E degrees in Applied Mathematics and Statistics. While in university, he worked for the Johns Hopkins Baseball Scheduling Group, which used mathematical optimization techniques to create playing schedules for various affiliated minor leagues. He interned for the Baltimore Orioles in 2017 and started with the Marlins in 2018.



**BRADLEY
WOODRUM**
COORDINATOR OF BASEBALL INFORMATION SERVICES

Bradley P. Woodrum, a Panama City Beach, Florida native, enters his fifth year with the Miami Marlins Baseball Analytics department. Prior to his work with the Marlins, he worked as an economist for the Air Force Civil Engineering Center and as a baseball researcher for FanGraphs, The Hardball Times, MLB Trade Rumors, and Baseball Prospectus. He holds a master's degree in economics from Roosevelt University, an MFA in creative writing from Tampa University, and an undergraduate degree from Jacksonville University, where he was a 4-year member of the rowing team. He and his wife are raising two wonderful children, aged 1 and 6.



**JENNIFER
BRANN**
ANALYST

Jennifer Brann is in her second season with the Miami Marlins Baseball Analytics Department. She is originally from Houston, TX, and graduated from The Wharton School, the University of Pennsylvania, concentrating in Statistics and Marketing. At Penn, she was a pitcher on the Varsity softball team, served as a two-time captain, and was a 2019 First-Team All-Ivy and Academic All-Ivy. Additionally, she received her Master's in Marketing Analytics from the University of Maryland. While at Maryland, she pitched on the Varsity softball team. Off the field, Jennifer interned with Amazon Web Services and The Wharton Moneyball Academy.



**BENJAMIN
WONG**
DATA ENGINEER

Benjamin Wong is in his fifth full-season in professional baseball, all with the Marlins. He was a Baseball Analyst his first year with the Marlins but has transitioned into a Data Engineering role with the Baseball Analytics department. He grew up in San Jose, California, and graduated from Grinnell College in Iowa with degrees in Computer Science and Economics. At Grinnell, he was a three-year starter and captain of the varsity baseball team his senior year. He played shortstop and second base and was a two-time Midwest Conference Academic All-Conference honoree. Off the field, Wong served as a research assistant in the economics department. For two summers, he interned in the business and sales department at VirtualPBX, a Silicon Valley communications technology firm based in San Jose.



**ROBBIE
KNOPF**
ANALYST

Robbie Knopf is beginning his fifth season in the Miami Marlins Baseball Analytics department after beginning as an Intern in February 2018 and ascending to Analyst that November. He is originally from Teaneck, NJ and is a graduate of The Wharton School of the University of Pennsylvania, earning in a B.S. in economics with a concentration in statistics and a certificate of fluency in Spanish. Before joining the Marlins, Knopf interned for the Tampa Bay Rays in Baseball Research & Development in Summer 2016 and has also consulted for pharmaceutical companies such as Pfizer and AstraZeneca and worked on an options trading desk on Wall Street. Knopf's additional experience in baseball includes me as a professional baseball writer and as a summer collegiate league broadcaster.



**TIM
PUGH**
DATA ENGINEER

Tim Pugh enters his third season as an Analyst with the Miami Marlins. Before coming on full-time, he started his career with the Marlins in the summer of 2018 as an intern in the Baseball Analytics department. He is originally from Pittsburgh, PA and graduated from Taylor Allderdice High School. He also studied at Harvard University, graduating Cum Laude with a degree in Statistics. While in school, He served two years as captain of the Harvard Classics Club Basketball team. Prior to working for the Marlins, he also interned in the data analytics department of Literacy Pittsburgh, an adult education non-profit.



**JUSTIN
BRANDS**
ANALYST - AMATEUR SCOUTING

Justin Brands enters his fourth season with the Miami Marlins as an Analyst in Amateur Scouting. He grew up in Old West Chester, OH, and studied at Ohio State University, where he earned a B.S. degree in industrial engineering. While in school, Justin was an associate fundraiser for the Childrens Miracle Network, a nonprofit organization that helps provide over 32 million treatments to kids around the country. Before the Marlins, Justin was a video associate with the Los Angeles Dodgers during the 2018 season.



**JUSTIN
LITTMAN**
ANALYST

Justin Littman enters his third season with the Miami Marlins as a Data Engineer. He grew up in Penn Valley, PA and graduated from Harriton High School in Lower Merion, PA. Justin studied at Northeastern University in Boston, and earned a B.S. degree in Data Science. While in school, Justin was heavily involved with the Athletics Program, serving as the Sports Director for Northeastern's student-media outlet, WRBB. Prior to the Marlins, Justin held data engineering roles working for a government contractor in Northern Virginia and a technology startup in Boston.



PLAYERS





24 INF JESÚS AGUILAR

HEIGHT
6'3"

WT
277

B/T
R/R

BORN
MARACAY, VN

DOB
JUNE 30, 1990

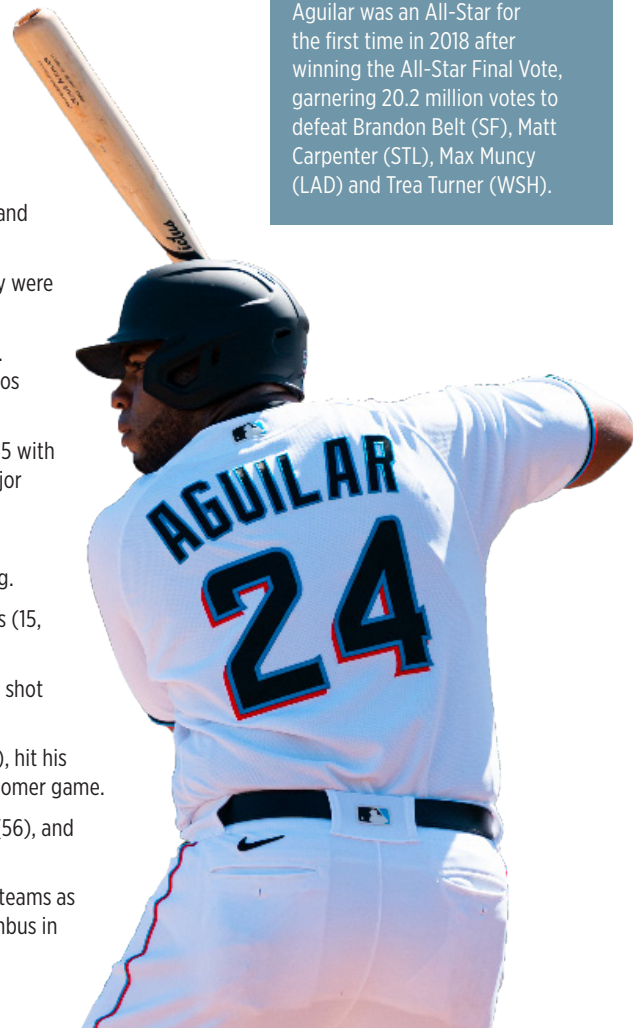
CAREER HIGHLIGHTS

- Jesús Alexander Aguilar appeared in 131 games in **2021** hitting .261 with 22 home runs and 93 RBI.
- Tied for 2nd in NL and T-8th in MLB with 93 RBI before a season-ending knee injury on September 5. Had 29 multi-RBI games on the season.
- Had .886 OPS on the road (17 HR and 51 RBI); owned .684 OPS at home (5 HR and 42 RBI).
- Hit third career walk-off home run on July 7 vs. LAD off Edwin Uceta.
- Appeared in 51 games in **2020**, hitting .277 with 8 home runs and 34 RBI.
- Was voted by the South Florida BBWAA as the Marlins' Most Valuable Player.
- Homered, doubled, and knocked in 2 runs in Miami's 5-1 victory over the Chicago Cubs in Game 1 of the Wild Card Series at Wrigley Field.
- Homered in 3 of the Marlins' first 4 games, joining Derrek Lee (2002) and Cliff Floyd (1998) as the only players in club history to do so.
- One of just five players, with RHP Pablo Lopez, INF Brian Anderson, RHP Brandon Kintzler, and RHP Brad Boxberger to spend the entire season on the active roster.
- Appeared in 131 games in **2019** with Milwaukee and Tampa Bay, combining to bat .236 with 12 home runs and 50 RBI.
- Was hitting .225 with 8 home runs and 34 RBI in 94 games for Milwaukee before July 31 trade to Tampa Bay, where he batted .261 with 4 home runs and 16 RBI in 37 games.
- Was on the Rays' Wild Card Game roster for their 5-1 win over Oakland but did not appear.
- Named a National League All-Star in **2018** with Milwaukee, when he was also named the club's Good Guy Award winner. Batted .274 with 35 home runs and 108 RBI in 149 games. Finished among NL leaders in RBI (108, T-4th), slugging percentage (.539, 5th), home runs (35, T-5th), and OPS (.890, 9th).
- Competed in the Home Run Derby during All-Star week at Nationals Park and fell to Philadelphia's Rhys Hoskins, 17-12, in the first round.
- Hit walk-off home runs on April 21 vs. Miami and June 22 vs. St. Louis. They were the first and second walk-off homers of his career.
- Homered in Game 3 of the NLDS at Colorado and in Game 1 of the NLCS vs. Los Angeles Dodgers. Notched 3 hits and 3 RBI in Game 6 of the NLCS vs. Los Angeles Dodgers.
- Made his 1st career Opening Day roster in **2017** with Milwaukee. Batted .265 with 16 home runs and 52 RBI in 133 games during his first full season in the Major Leagues.
- Made the team after he led the club in batting average (.452; 28x62), runs scored (17), home runs (7), and RBI (19) in 25 games during Spring Training.
- Ranked among Major League pinch-hit leaders in home runs (3, T-3rd), hits (15, 4th) and RBI (10, T-5th).
- Hit his first Major League homer on May 4 at St. Louis with a pinch-hit solo shot off Matt Bowman, giving the team a 5-4 lead in the 7th inning (won 5-4).
- On July 7 at Yankees, tied Milwaukee franchise record for RBI in a game (7), hit his first career grand slam (off Tyler Clippard), and notched his first career 2-homer game.
- Led the International League in home runs (30), RBI (92), extra-base hits (56), and total bases (243) with Triple-A Columbus in Cleveland's system in **2016**.
- Selected to the International League's Midseason and Postseason All-Star teams as he led the league in RBI (93) and tied for 4th in home runs (19) with Columbus in **2015**.
- Batted .316 (6x19) with 2 RBI in 7 games with the Indians, making 5 starts.
- Spent most of **2014** with Columbus, batting .304 with 31 doubles, 19 home



HITS	4 - 6/5/21 at PIT
RUNS	3 - 8x; last, 7/28/21 at BAL
HOME RUNS	2 - 7x; last, 7/7/19 at PIT
RBI	7 - 7/17/17 at NYY
SB	None
HIT STREAK	12 - 4/1/21 to 4/17/21
WALK-OFF HITS	3 - last, 7/7/21 vs. LAD

Aguilar was an All-Star for the first time in 2018 after winning the All-Star Final Vote, garnering 20.2 million votes to defeat Brandon Belt (SF), Matt Carpenter (STL), Max Muncy (LAD) and Trea Turner (WSH).



FRONT OFFICE

FIELD STAFF

PLAYERS

CLUB HISTORY

PLAYER DEVELOPMENT

OPPONENTS

GENERAL INFORMATION

runs, and 77 RBI. Also saw first Major League action with Cleveland, making MLB debut on May 15 at Toronto (DH, Ox2, BB).

- Batted .121 (4x33) with 3 RBI in 19 games with the Indians overall.
- First Major League hit was an RBI-infield single off Drew Smyly on May 19 vs. Detroit. It was his fourth career game and his sixth career at-bat.
- Batted .275 with 16 home runs and 105 RBI in 130 games at Double-A Akron in **2013**.
- Selected to the Eastern League's Midseason and Postseason All-Star teams; led league with 105 RBI, setting a new Akron franchise record.
- Batted .280 with 15 home runs and 71 RBI in 127 games between Class-A Carolina (107 games) and Double-A Akron (20) in **2012**.
- Participated in the All-Star Futures Game at Kauffman Stadium in Kansas City.
- Was selected to the Midwest League's Postseason All-Star team in **2011** with Single-A Lake County, where he batted .292 with 27 doubles, 19 home runs, and 69 RBI. Also appeared in 31 games for Kinston in the Carolina League in his High-A debut, batting .257 with 4 homers and 13 RBI.
- Made stateside debut in **2010** with Arizona League Indians and Mahoning Valley in the New York-Penn League. Combined to bat .251 with 11 doubles, 9 home runs, and 39 RBI in 61 games.
- Made professional debut in **2008 & 2009** with DSL Indians. Hit .209 with 12 doubles, 4 homers, and 45 RBI in his debut year, before batting .305 with 16 doubles, 5 home runs, and 46 RBI in his sophomore campaign.



2019: Acquired off Waivers by Miami from Tampa Bay on 12/2

Acquired by Tampa Bay from Milwaukee in exchange for RHP Jake Faria on 7/31

2017: Acquired off Waivers by Milwaukee from Cleveland on 2/2

2007: Signed with Cleveland as an international free agent on 11/13



2021: Left knee inflammation (September 8 - season)



2018: National League All-Star

2016: International League Player of the Week (Sept. 4)

2015: International League Midseason & Postseason All-Star

2014: International League Midseason All-Star

International League Player of the Week (Sept. 2)

2013: Eastern League Midseason & Postseason All-Star

2012: Carolina League Player of the Week (May 7)

2011: Midwest League Postseason All-Star

2010: New York-Penn League Player of the Week (Sept. 6)

2009: Dominican Summer League Midseason All-Star

AGUILAR'S BATTING HISTORY

YEAR	CLUB	AVG.	G	AB	R	H	2B	3B	HR	RBI	SH	SF	HBP	BB	SO	SB	CS	OBP	SLG	E
2021	MIAMI	.261	131	449	49	117	23	0	22	93	0	7	3	46	93	0	0	.329	.459	8
	Minors (9 yrs.)	.271	953	3522	479	953	214	6	140	650	2	49	53	394	782	14	7	.348	.454	61
	MAJORS (8 yrs.)	.260	630	1780	241	462	86	2	93	342	0	32	17	199	472	0	1	.334	.467	27

POSTSEASON HISTORY

YEAR	CLUB/OPP	SERIES	AVG.	G	AB	R	H	2B	3B	HR	RBI	SH	SF	HBP	BB	SO	SB	CS	OBP	SLG	E
2020	MIA/CHC	NLWC	.250	2	8	1	2	1	0	1	2	0	0	1	0	2	0	0	.333	.750	0
	MIA/ATL	NLDS	.154	3	13	0	2	0	0	0	0	0	0	0	5	0	0	.154	.154	0	
2018	MIL/COL	NLDS	.091	3	11	1	1	0	0	1	1	0	0	0	1	4	0	0	.167	.364	0
	MIL/LAD	NLCS	.269	7	26	4	7	3	0	1	4	0	0	0	2	11	0	0	.321	.500	0
	Wild Card		.250	2	8	1	2	1	0	1	2	0	0	1	0	2	0	0	.333	.750	0
	Division Series		.125	6	24	1	3	0	0	1	1	0	0	0	1	9	0	0	.160	.250	0
	League Championship Series		.269	7	26	4	7	3	0	1	4	0	0	0	2	11	0	0	.321	.500	0
	Totals		.207	15	58	6	12	4	0	3	7	0	0	1	3	22	0	0	.258	.431	0

ALL-STAR GAME HISTORY

YEAR	CLUB/TM, SITE	AVG.	G	AB	R	H	2B	3B	HR	RBI	SH	SF	HBP	BB	SO	SB	CS	OBP	SLG	E
2018	NL/MIL, WSH	.000	1	2	0	0	0	0	0	0	0	0	0	0	0	0	0	.000	.000	0

CAREER FIELDING

POS	G	GS	INN	TC	PO	A	E	FLD%
1B	451	393	3482.1	3344	3035	282	27	.992
3B	12	2	22.0	6	1	5	0	1.000

HOME RUN BREAKDOWN

GRAND SLAMS	1 - 7/7/17 at NYY
INSIDE-THE-PARK	None
LEADOFF	None
PINCH HIT	5 - Last; 9/17/19 at LAD
WALK-OFF	3 - Last; 7/7/21 vs. LAD
MULTI-HR	7 - Last; 7/7/19 at PIT



22 RHP SANDY ALCANTARA

HEIGHT
6'5"

WT
200

B/T
R/R

BORN
AZUA, DR

DOB
SEPTEMBER 7, 1995

CAREER HIGHLIGHTS

- Sandy Alcantara (Al-CON-ta-RA) Montero made a team-leading and career-high 33 starts in **2021**, becoming the 14th pitcher (18th time) in Marlins History to make 33 starts.
- Over his final 10 outings, RHP Sandy Alcantara went 3-5 with a 2.21 ERA (69.1 IP/17 ER) and struck out 80 batters, holding opponents to a .205 average.
- Pitched a Major League-most 6 games in which he worked 8.0 innings and allowed 1 run or less.
- Surpassed the 200.0-inning plateau, becoming the first Marlins pitcher to do so since Mark Buerhle in 2012 (202.1 IP) and first RHP since Josh Johnson (209.0 IP) in 2009. Became the fifth pitcher in franchise history to record 200 innings pitched and 200 strikeouts in the same season, joining Al Leiter (1996), Kevin Brown (1997), Ryan Dempster (2000), and A.J. Burnett (2002) with 6 strikeouts in his final start.
- Allowed a total of 18 earned runs in 2 starts this season (May 14 at Dodger Stadium and August 6 at Coors Field). Combined to surrender just 51 earned runs over his other 31 starts (2.47 ERA).
- Has a career record of 17-10 when receiving 3 or more runs in support of his starts. Has received 2 or less 35 times in 78 career starts (45).
- Set a career high in strikeouts 3 times in 4 starts from August 22 - September 8: 11 at CIN on 8/22, 12 vs. CIN on 8/28, and 14 vs. NYM on 9/8. Became the first Marlins pitcher with 14+ strikeouts in a game since Dan Straily (14 K; 4/22/17 at SD) and first Marlins pitcher with 14+ strikeouts at home since Jose Fernandez (14 K; 9/9/16 vs. LAD).
- Made his second consecutive Opening Day Start on April 1 vs. TB. Recorded 7 strikeouts, most by a Marlins starting pitcher on Opening Day since 2014 (José Fernández, 9 K). Alcantara pitched 6.2 innings, most by a Marlins starting pitcher on Opening Day since 2015 (Henderson Alvarez, 7.0 IP).
- Started 7 games for the Marlins in **2020**, going 3-2 with a 3.00 ERA in 42.0 innings pitched.
- Made his first career Opening Day start in Philadelphia on July 24, 2020 earning the win with 6.2 innings, allowing 1 run and striking out 7. His 7 strikeouts were most by a Marlins starting pitcher on Opening Day since 2014 (José Fernández, 9 K). His 6.2 innings were most by a Marlins starting pitcher on Opening Day since 2015 (Henderson Alvarez, 7.0 IP).
- Made his first postseason start on September 30 in Game 1 of the Wild Card Series against the Chicago Cubs at Wrigley Field. Earned the win with 6.2 innings allowing just 3 hits and 1 run.
- Started Game 1 of the Division Series against the Atlanta Braves. Took the loss and allowed 5 runs over 6.0 innings, striking out 8.
- Finished his first full season with the Marlins in **2019** without missing a turn through the rotation, posting a 6-14 record with 3.88 ERA (197.1 IP/85 ER) in 32 starts. He held opponents to a .241 average against with 151 strikeouts.
- His 197.1 innings set a Marlins' rookie record, surpassing Scott Olsen's 180.2 innings in 2006, and the most by a Marlin overall since Nathan Eovaldi tossed 199.2 in 2014. It was also the most by a rookie in the Majors since Boston's Daisuke Matsuzaka threw 204.2 frames in 2007, and the most by an NL rookie since 1997, when Matt Morris had 217.0 for St. Louis, and Chris Holt had 209.2 for Houston.
- His 32 starts were the most by a rookie in Club history, beating the previous record of 31 starts held by Brian Meadows in 1998 and Scott Olsen in 2006. They were the most by any Marlins' starter since Dan Straily had 33 in 2017.
- His ERA and average against also made the Franchise rookie leaderboards. His ERA ranked 2nd behind only José Fernández in 2013 (2.19), and his average against was the 3rd-lowest mark, trailing Fernández (.182) and Olsen (.239). His average against also ranked 18th among all qualified starters in Club history, the lowest since José Ureña held batters to a .238 average in 2017.
- Among qualified National League rookies in 2019, he ranked 2nd in average against, behind Atlanta's Mike Soroka (.236), and 3rd in ERA and strikeouts.
- He tossed 2 shutouts (May 19 vs. Mets, September 8 vs. Kansas City). He tied Dontrelle Willis in 2003 for the most shutouts by a rookie in Club history. He became just the eighth rookie pitcher since 2000 to record 2 shutouts in a season, the first since Mike



INNINGS PITCHED 9.0 - 3x; Last, 9/8/21 vs. NYM
STRIKEOUTS 14 - 9/8/21 vs. NYM
LAST CG 6/16/21 at STL
LAST SHUTOUT 9/8/19 vs. KC
LOW-HIT CG 2 - 5/19/19 vs. NYM
SCORELESS IP 14.0 - 9/8/19 to 9/13/19
WIN STREAK 2 - 2x, last 6/6/21 to 6/11/21
LOSS STREAK 6 - 6/27/19 to 8/28/19

Alcantara is one of 11 children. He has seven sisters and three brothers. He left home at the age of 11 to live with his sister, Aridia, in Santo Domingo to attend better schools and baseball practices. While he was playing in the Arizona Fall League in 2017, his brother, Alexander, was killed in a motorcycle accident at the age of 17. Alcantara has dedicated his career to his younger brother and tattooed his nickname "Lexi" on his left arm.

FRONT OFFICE

FIELD STAFF

PLAYERS

CLUB HISTORY


PLAYER DEVELOPMENT

OPPONENTS


GENERAL INFORMATION

Montgomery in 2015 for Seattle, and the first NL pitcher since J.A. Happ in 2009 for Philadelphia. His 2 shutouts in 2019 were tied with Cleveland's Shane Bieber and the White Sox' Lucas Giolito for the most shutouts in the Majors.


- He allowed just 2 hits and struck out 8 in shutting out the Mets. He needed just 89 pitches, the 2nd-fewest in a 9.0-inning complete game in Club history, behind an 88-pitch outing by Henderson Alvarez in 2014. It was the first shutout for Miami since Edinson Volquez's no-hitter on June 3, 2017 vs. Arizona. He became the first rookie pitcher to toss a shutout since San Francisco's Ty Blach did so on June 2, 2017 at Philadelphia.
- In his opening start of the season, on March 31 vs. Colorado, tossed a then career-high 8.0 shutout innings, allowing just 4 hits and striking out 6. He retired 18 of the last 19 batters he faced, and was the first Marlins' starter with 8.0 shutout innings and no walks since José Fernández did so on September 20, 2016 vs. Washington. According to the *Elias Sports Bureau*, Alcantara was the 2nd-youngest pitcher (23 years, 205 days) in Club history to toss 8.0 shutout innings; the youngest was Fernández, who did so at 21 years, 272 days on April 29, 2014 vs. Atlanta.
- Alcantara was Miami's lone representative in the 2019 All-Star Game at Progressive Field. He became the fifth rookie in Club history to be named an All-Star, joining Alex Gonzalez (1999), Dontrelle Willis (2003), Dan Uggla (2006), and José Fernández (2013). In the All-Star Game on July 9, he came on in relief in the 8th inning and tossed a scoreless frame, allowing just 1 hit and striking out 1.
- He went 0-2 with a 7.89 ERA (21.2 IP/19 ER) in his first 4 starts to begin the second half, but bounced back over his final 11 starts of the season, posting a 2-4, 2.78 (74.1 IP/23 ER) line, limiting batters to a .207 average with 62 strikeouts. His ERA from August 5 onward ranked 8th in the National League and his average against was 10th.
- He worked at least 7.0 innings in 11 outings in 2019, the most by a Marlin since José Fernández did so 13 times in 2016. Miami went 7-4 in those starts and 4-17 in his other outings.
- Alcantara received an average of 3.06 runs of support per start, by far the lowest in the Majors among qualified pitchers, ahead of the Kansas City's Brad Keller (3.81). It was the 3rd-lowest single-season mark in Franchise history (Nathan Eovaldi, 2.70 in 2014 and Josh Johnson, 2.92 in 2012).
- Finished first season in Marlins' system in **2018** with 6 Major League starts, posting a 2-3 record and 3.44 ERA (34.0 IP/13 ER). In 19 starts at Triple-A New Orleans, went 6-3 with a 3.89 ERA (115.2 IP/50 ER). Also had 3 rehab starts at Single-A Jupiter, where he had no record and a 3.97 ERA (11.1 IP/5 ER).
- At the time of his final promotion, ranked 7th in Pacific Coast League in ERA (3.89). Among PCL leaders, ranked 2nd in average against (.246), 3rd in WHIP (1.25), and fewest base runners per 9.0 (11.67).
- Made season debut with Miami on June 29, making first Major League start against Mets at loanDepot park. Allowed just 1 run on 3 hits with 5 walks and 2 strikeouts over 5.0 innings to record first Major League win.
- The night after his debut, Pablo López made his first career Major League start and also earned a win. The pair became the first set of teammates to earn wins in their first career starts in consecutive days since April 9-10, 2012, when Yu Darvish and Neftali Feliz each made their first career starts with the Rangers. The last National League team to have such a duo was the Reds on April 15-16, 1967 with Gary Nolan and Mel Queen. - Stats LLC
- Recalled by Miami on September 1 and made second start on Sept. 5 vs. Philadelphia. In that start, held Phillies scoreless on 3 hits and 2 walks, while striking out 6, over a career-high 7.0 innings.
- Had contract selected by St. Louis on September 1, **2017** and made debut on Sept. 3 at San Francisco. Allowed 1 run and 2 hits over 0.2 inning, surrendering 8th-inning leadoff home run to Tim Federowicz. Recorded first MLB strikeout 3 batters later (Buster Posey).
- Led all Cardinals' Minor Leaguers with 153 strikeouts and ranked 5th with 11.23 strikeouts/9.0 in **2016**. He went a combined 5-11 with a 3.96 ERA in 23 starts and 122.2 innings between Single-A Peoria and Advanced-A Palm Beach.
- Went 4-4 with a 3.22 ERA in 12 starts for GCL Cardinals in **2015**. Struck out 51 batters in 64.1 innings.
- Married to his wife Yorleni; they have one son, Yorlin.

 **2019:** National League All-Star
South Florida BBWAA Marlins' Rookie of the Year

2017: Arizona Fall League Fall Star

 **2020:** Undisclosed (August 4 - August 30)

2018: Right axillary infection; (July 4-August 5)

 **2021:** Signed a five-year contract extension through 2026 with a club option for 2027 on 12/1.

2017: Acquired by Miami with RHP Zac Gallen, LHP Daniel Castano and OF Magneuris Sierra from St. Louis in exchange for OF Marcell Ozuna on 12/14

2013: Signed by St. Louis as an international free agent on 7/2; signed by Cardinals' scout Moises Rodriguez

ALCANTARA'S PITCHING HISTORY

YEAR	CLUB	W-L	ERA	G	GS	CG	SHO	SV	SVO	IP	H	R	ER	HR	HB	BB	SO	WP	BK
2021	MIAMI	9-15	3.19	33	33	1	0	0	0	205.2	171	85	73	21	10	50	201	6	1
	Minors (5 yrs.)	23-32	3.94	94	90	2	0	0	0	496.0	460	244	217	31	41	195	461	62	9
	MAJORS (5 yrs.)	20-34	3.49	86	78	3	2	0	0	487.1	419	220	189	53	21	175	431	11	3

BATTING HISTORY

YEAR	CLUB	AVG.	G	AB	R	H	2B	3B	HR	RBI	SH	SF	HBP	BB	SO	SB	CS	OBP	SLG	E
2021	MIAMI	.034	30	58	0	2	1	0	0	0	2	0	1	3	45	0	0	.097	.052	4
	MAJORS (5 yrs.)	.055	75	128	2	7	2	0	0	4	5	0	2	5	99	0	0	.104	.070	9

POSTSEASON HISTORY

YEAR	CLUB/OPP	SERIES	W-L	ERA	G	GS	CG	SHO	SV	SVO	IP	H	R	ER	HR	HB	BB	SO	WP	BK
2020	MIA/CHC	NLWC	1-0	1.35	1	1	0	0	0	0	6.2	3	1	1	1	3	4	0	0	
	MIA/ATL	NLDS	0-1	7.50	1	1	0	0	0	0	6.0	8	5	5	1	1	8	0	0	
	TOTALS		1-1	4.26	2	2	0	0	0	0	12.2	11	6	6	2	4	12	0	0	

ALL-STAR GAME HISTORY

YEAR	CLUB/TM, SITE	W-L	ERA	G	GS	CG	SHO	SV	SVO	IP	H	R	ER	HR	HB	BB	SO	WP	BK
2019	NL/MIA, CLE	0-0	0.00	1	0	0	0	0	0	1.0	1	0	0	0	0	1	0	0	



RHP Sandy Alcantara signed a five-year contract extension with a sixth-year club option on November 30, 2021. The length and value is the largest ever for a first-year arbitration eligible pitcher in MLB history and is the longest contract tenured to a player under the current ownership group.

FRONT OFFICE

FIELD STAFF

PLAYERS

CLUB HISTORY

PLAYER DEVELOPMENT

OPPONENTS

GENERAL INFORMATION



15 INF/OF BRIAN ANDERSON

HEIGHT
6'3"

WT
208

B/T
R/R

BORN
EDMOND, OK

DOB
MAY 19, 1993

CAREER HIGHLIGHTS

- Brian Wade Anderson played in 67 games in **2021** and hit .249 with 7 home runs and 28 RBI.
- Missed 10 games with a left oblique strain from April 21 - May 4. Missed 51 games with left shoulder subluxation from May 25 - July 24. Missed the rest of the season after suffering the same shoulder injury in September.
- 4 of his 7 home runs in 2021 were go-ahead home runs; club was 7-0 when he homered. Batted .346 (18x52) with runners in scoring position with 2 home runs and 23 RBI.
- Played in 59 games in **2020**, hitting .255 with 11 home runs and 38 RBI. He was named a Rawlings Gold Glove finalist at third base at the conclusion of the season.
- Became the first player in loanDepot park history to hit 3 home runs in a game when he tied the Marlins club records with 3 home runs and 7 RBI in a game against Washington on September 18. Homered off RHP Wil Crowe in the 2nd inning, RHP James Bourque in the 5th inning and INF/OF Brock Holt in the 6th inning of a 7-inning game.
- He made his first MLB appearance at first base on August 5 in Baltimore. He had previously only played first base professionally in 4 games in the Arizona Fall League in 2016 as a member of the Mesa Solar Sox.
- One of just five players, with RHP Pablo Lopez, INF Jesus Aguilar, RHP Brandon Kintzler, and RHP Brad Boxberger to spend the entire season on the active roster.
- Had 20 home runs and 66 RBI in **2019**, both single-season career highs.
- He was placed on the Injured List on August 24 (fractured left fifth metacarpal, hit-by-pitch) for the remainder of the season.
- He had 33 extra-base hits in a span of 50 hits from June 15-August 15. He became just the third player in Club history to do so, joining Giancarlo Stanton, who did it multiple times during the 2017 season, with a high of 35 extra-base hits in one span, and Dan Uggla, who also had 33 from June 8-20, 2008. He led the NL in extra-base hits over that span. - *Elias Sports Bureau*
- Miami went 14-5 in games where he homered; 25-17 in games with an RBI.
- The team had a 10-game winning streak when he homered from June 4 to July 29, which was tied for the 3rd-longest such streak in Club history, behind a pair of 11-game streaks (Jeff Conine in 2004 and Justin Bour in 2017).
- Hit first 2 career grand-slams (June 5 at Milwaukee and July 31 vs. Minnesota).
- Had a career-long 18-game on-base streak from March 29-May 3 (.284, 19x67, 12 BB, .392 OBP).
- Made first 27 starts at third without an error, the 2nd-longest season-opening streak in Club history at the position (Placido Polanco, 28 in 2013).
- He picked up 2 outfield assists on August 17 in Colorado, giving him 9 in just 50 games in the outfield at the time (finished with 9 in 55 games). According to the *Elias Sports Bureau*, that was the fewest games needed to reach 9 outfield assists in Club history, well ahead of the previous low of 60 games for Mark Kotsay in 1999.
- Finished first full Major League campaign in **2018** batting .273 with 34 doubles, 4 triples, 11 home runs, and 65 RBI in 156 games played.
- Among Marlins' single-season rookie leaders, ranked 2nd in walks (62), 3rd in runs and OBP (.357), 4th in doubles, tied for 5th in hits (161), and 9th in average.
- Opened season with a 7-game hitting streak, which was snapped on April 7 at Philadelphia. Marked 3rd-longest streak by a rookie to start a season in Club history; Hanley Ramirez and Alejandro De Aza both recorded 8-game streaks to begin the 2006 and '07 seasons, respectively.
- Hit first career home run on April 2 vs. Boston, a solo shot off Brian Johnson.
- Had 2 game-tying hits on June 11 vs. San Francisco; first Marlin to do so since Cole Gillespie (2 on August 8, 2015) and first rookie since Chris Valaika (2 on April 21, 2013). - *Elias Sports Bureau*
- Had a career-long and team season-high 24-game on-base streak snapped on June 28 vs. Arizona; longest streak by an MLB rookie that season, tied for 5th-longest by a rookie in Club history, and tied for 19th-longest streak by any Major Leaguer that season.
- Set Club rookie record for hits in first-half (109); was 2nd in doubles (23) and RBI (49); tied for 2nd in walks (37), extra-base hits (34); 3rd in runs scored (55); and was 4th in average (.288) and on-base percentage (.363).
- Had first career hit, home run, and RBI as a pinch hitter on August 25 vs. Atlanta.
- Appeared in 25 games with Miami after having contract selected from Triple-A New Orleans on September 1, **2017**.



HITS	3 - 20x; last, 9/18/20 vs. WSH
RUNS	3 - 4x; last, 9/18/20 vs. WSH
HOME RUNS	3 - 9/18/20 vs. WSH
RBI	7 - 9/18/20 vs. WSH
SB	1 - 7x; last, 7/30/19 vs. MIN
HIT STREAK	8 - 4/16/19 to 4/25/19
WALK-OFF HITS	1 - 7/18/19 vs. SD (double)

An avid video gamer, Anderson participated in the "Pro vs. GI Joe" initiative in 2019. He played Fortnite and Captain Marvel against troops stationed overseas in honor of Armed Forces Day.

FRONT OFFICE

FIELD STAFF

PLAYERS

CLUB HISTORY

PLAYER DEVELOPMENT

OPPONENTS

GENERAL INFORMATION

- Made MLB debut and recorded first career hit on September 1 vs. Philadelphia, an infield single off Nick Pivetta.
- Began career with 4-game hitting streak (.286/4x14), and had a hit in 6 of first 7 games.
- Overall, recorded at least 1 hit in 15 of 21 starts on the season (.269; 21x78), with 4 multi-hit games.
- Led all Marlins' Minor Leaguers in home runs (22) and RBI (81), while ranking 8th in batting average (.275).
- Garnered Southern League Midseason All-Star honors and was selected to participate for Team USA in 2017 Futures Game held at loanDepot park. Went 2x4 with a run scored in USA's 7-6 win over the World Team, starting as designated hitter before moving to third base.
- Promoted to New Orleans on July 15, where he hit .339 (40x118) with 7 doubles, 8 home runs and 26 RBI in 33 games.
- Played for Single-A Jupiter and Double-A Jacksonville in **2016**, batting a combined .265 (128x483) with 21 doubles, 3 triples, 11 home runs, and 65 RBI in 135 games.
- Received Marlins' Minor League Player of the Year honors after setting career highs in hits, RBI, runs scored (65), and walks (58).
- Led all Marlins' minor leaguers in hits.
- Was named Marlins' Minor League Player of the Month for May, hitting .293 (29x99) with 7 doubles, a home run, and 14 RBI; promoted to Jacksonville on May 31.
- Following the season, played for Mesa Solar Sox in Arizona Fall League and batted .273 (21x77) with 3 doubles, 5 homers, 12 RBI, and 17 runs scored in 22 games.
- Led AFL in homers. Added 6th in AFL Championship Game; 3-run shot in the 1st inning opened scoring in Mesa's 6-1 win over Surprise.
- Started AFL Fall Stars Game at third base and went 1x2 with a run for the East Fall Stars.
- Spent entire **2015** season with Jupiter and led team with 8 home runs and 62 RBI, which ranked 3rd among all Marlins farmhands.
- Had first multi-homer game on April 26 vs. St. Lucie, including a walk-off solo homer to beat the Mets, 4-3.
- Following season, played in 8 games for Mesa Solar Sox in Arizona Fall League, batting .115 (3x26) with 1 RBI.
- Made professional debut in **2014** with Short Season-A Batavia and went 2x4 with a home run in each of first 2 career games.
- Played three seasons for University of Arkansas, batting .318 over 171 career games for the Razorbacks.
- All-Tournament honors at the 2014 NCAA Charlottesville Regional after batting .615 in 4 games, with 8 hits and a .688 on-base percentage. Homered off future teammates Drew Steckenrider (Tennessee) and Brett Graves (Missouri) during his career.
- Second-Team All-SEC as a sophomore in 2013.
- Hit .328 in junior season, with 7 homers and 51 RBI; was first Razorback to reach 50 RBI since 2011.
- Married Alex Smith in the 2018-'19 offseason.



2014: Selected by Miami in third round of First-Year Player Draft; signed by Marlins' scout Brian Kraft



2021: Left shoulder subluxation (September 3 - season)
Left shoulder subluxation (May 25 - July 24)
Left oblique strain (April 21 - May 4)

2019: Fractured left fifth metacarpal (August 24-season)



2019: South Florida BBWAA Marlins' Team MVP

2018: South Florida BBWAA Marlins' Rookie of the Year

2017: Southern League Midseason All-Star

2016: Marlins' Minor League Player of the Year

Florida State League Midseason All-Star

Arizona Fall League Fall-Star

2015: Florida State League Midseason All-Star

ANDERSON'S BATTING HISTORY

YEAR	CLUB	AVG.	G	AB	R	H	2B	3B	HR	RBI	SH	SF	HBP	BB	SO	SB	CS	OBP	SLG	E
2021	MIAMI	.249	67	233	24	58	9	0	7	28	0	0	5	26	65	5	0	.337	.378	5
	Minors (5 yrs.)	.262	451	1632	229	428	74	9	52	258	2	18	35	165	349	7	5	.339	.414	67
	MAJORS (5 yrs.)	.263	433	1566	206	412	90	7	49	205	0	7	41	164	402	5	0	.347	.423	33

POSTSEASON HISTORY

YEAR	CLUB/OPP	SERIES	AVG.	G	AB	R	H	2B	3B	HR	RBI	SH	SF	HBP	BB	SO	SB	CS	OBP	SLG	E
2020	MIA/CHC	NLWC	.000	2	9	0	0	0	0	0	0	0	0	0	4	0	0	.000	.000	0	
	MIA/ATL	NLDS	.400	3	10	1	4	1	0	0	1	0	0	0	3	0	0	.500	.500	1	
	Totals		.211	5	19	1	4	1	0	0	1	0	0	0	7	0	0	.286	.263	1	

CAREER FIELDING

POS	G	GS	INN	TC	PO	A	E	FLD%
3B	284	267	2392.0	694	178	487	29	.958
RF	146	144	1223.0	285	264	17	4	.986
1B	1	1	7.0	6	6	0	0	1.000
SS	1	0	6.0	5	2	3	0	1.000
2B	1	0	1.0	0	0	0	0	.000

HOME RUN BREAKDOWN

GRAND SLAMS	2 - Last; 7/31/19 vs. MIN
INSIDE-THE-PARK	None
LEADOFF	None
PINCH HIT	1 - 8/25/18 vs. ATL
WALK-OFF	None
MULTI-HR	2 - Last; 9/18/20 vs. WSH (3)



43 RHP SHAWN ARMSTRONG

HEIGHT

WT

B/T
R/R

BORN

DOB

CAREER HIGHLIGHTS

- Shawn Michael Armstrong pitched in 31 total games between Baltimore and Tampa Bay in **2021**. He finished the season 1-0 with a 6.75 ERA.
- Began the season with the Orioles. Pitched 20.0 innings in 20 games. Struck out 22 but allowed 19 earned runs (8.55 ERA). Designated for assignment on June 4 and went to Triple-A Norfolk.
- Traded to the Rays for cash on July 30. Had his contract selected on August 17. Pitched in 11 games (16.0 innings) and struck out 22. Went 1-0 with a 4.50 ERA. Designated for assignment on September 12. Finished the season in Triple-A Durham.
- Appeared on his second career Opening Day roster in **2020** with Baltimore.
- First batters went 0-for-14 (.000) against him, was one of four pitchers in the majors not to allow a hit to a first batter faced (min. 10 at-bats)
- Stranded 84.6 percent of his inherited runners (11-of-13) and posted a career-low 0.80 WHIP. His .170 opponent batting average ranked as the fifth-lowest among O's pitchers (min. 40 opponent at-bats).
- Claimed off waivers by the Orioles from the Seattle Mariners on April 28, **2019**. Made his Orioles debut on May 1 at Chicago-AL (Game one of a doubleheader).
- Made 51 appearances after joining the Orioles; the third-most appearances on the team after that date...Posted a 5.13 ERA (31 ER/54.1 IP) in 51 games with Baltimore. Had a 1.50 ERA (3 ER/18.0 IP) in his first 17 games with Baltimore.
- Earned his first win of the season on his birthday, September 11 vs. Los Angeles-NL (1.2 IP, H, K). Recorded four saves on the season after having just one entering the year.
- Pitched in 49 games for Triple-A Tacoma (Seattle) in **2018**, posting a 1.77 ERA (11 ER/56.0 IP) with 82 strikeouts. His ERA was third-lowest among PCL pitchers with at least 30 appearances and his 15 saves were tied for the fourth most in the PCL.
- Had his contract selected by the Mariners on August 28 and finished the season with Seattle. Made 14 appearances, posting a 1.23 ERA (2 ER/14.2 IP) with 15 strikeouts...Allowed runs in only one of his appearances (9/24 vs. OAK - 1.0 IP, H, 2 ER, HR, BB, HB, K).
- Recorded his first MLB save on September 30 vs. Texas (1.0 IP, H, K).
- Made Cleveland's **2017** Opening Day roster, his first career Opening Day roster. Earned his first Major League win in his season debut on April 5 at Texas (0.1 IP, K). Was recalled and optioned eight times throughout the season.
- Made 28 appearances for Triple-A Columbus, going 1-1 with a 3.07 ERA (10 ER/29.1 IP) and 36 strikeouts.
- Traded to the Seattle Mariners for future considerations following the minor league season on September 13.
- Posted a 1.84 ERA (10 ER/49.0 IP) with 72 strikeouts in 47 appearances for Triple-A Columbus in **2016**. His ERA was the lowest among International League relievers (min. 33 appearances). Led the Clippers with nine saves.
- Made 10 appearances for Cleveland, making four different stints with the big league club.
- Made his Major League debut on August 8, **2015** vs. Minnesota (1.0 IP, 2 K). Appeared in a total of eight games for Cleveland, posting a 2.25 ERA (2 ER/8.0 IP) with 11 strikeouts.
- Appeared in 46 games for Triple-A Columbus, going 1-2 with a 2.36 ERA (13 ER/49.2 IP) and 80 strikeouts. His 80 strikeouts were the most in the International League by a player who did not make a start.
- Appeared in 44 games for Double-A Akron in **2014**, posting a 6-2 record with a 2.12 ERA (12 ER/51.0 IP) and 68 strikeouts. Saved a team-high 15 games.
- Pitched in 33 games for two different teams in **2013**, Rookie Level AZL Indians and Double-A Akron, going a combined 2-3 with a 4.14 ERA (17 ER/37.0 IP) and 48 strikeouts. Broke his left hand and was placed on the disabled list from April 20 - June 29.
- Appeared in 45 games across three levels (Single-A Lake County, Advanced-A Carolina, and Double-A Akron) in **2012**. Went 2-3 with a 1.60 ERA (12 ER/67.2 IP) and 78 strikeouts.
- Appeared in just one game in **2011**, with Mahoning Valley, after being selected in the 18th round of the 2011 First-Year Player Draft. Made his professional debut on September 4 at Jamestown (2.0 IP, H, 2 K).



INNINGS PITCHED
STRIKEOUTS
SCORELESS IP
WIN STREAK
LOSS STREAK

2.2 - 5/2/17 at DET
 5 - 4/13/17 vs. CHW
 11.1 - 8/28/18 to 9/19/18
 None
 None

FRONT OFFICE

FIELD STAFF

PLAYERS

CLUB HISTORY

PLAYER DEVELOPMENT

OPPONENTS

GENERAL INFORMATION



2021: Signed with Miami as a minor league free agent on 3/15

2021: Acquired by the Tampa Bay Rays from the Baltimore Orioles for cash on 7/30

2019: Selected off waivers by the Baltimore Orioles from the Seattle Mariners on 4/18

2017: Acquired by the Seattle Mariners from the Cleveland Indians for International Bonus Slot Money on 12/13



2020: Lower back soreness; (August 29 - September 22)

2019: Right forearm strain; (August 23 - Septemeber 1)

Strained left oblique; (March 18 - April 12)

ARMSTRONG'S PITCHING HISTORY

YEAR	CLUB	W-L	ERA	G	GS	CG	SHO	SV	SVO	IP	H	R	ER	HR	HB	BB	SO	WP	BK
2021	BALTIMORE	0-0	8.55	20	0	0	0	0	1	20.0	28	20	19	5	1	10	22	0	0
	TAMPA BAY	1-0	4.50	11	0	0	0	0	0	16.0	11	8	8	5	1	5	22	0	0
	Norfolk (AAA)	1-3	3.18	15	0	0	0	0	1	17.0	19	10	6	3	1	6	21	0	1
	Durham (AAA)	2-1	2.57	14	0	0	0	2	2	14.0	10	4	4	1	0	2	20	0	0
	Minors (10 yrs.)	20-21	2.31	331	1	0	0	71	89	381.2	283	114	98	17	18	180	519	23	2
	MAJORS (5 yrs.)	5-2	4.63	153	0	0	0	5	11	167.0	160	91	86	27	11	67	174	8	1



FRONT OFFICE

FIELD STAFF

PLAYERS

CLUB HISTORY

PLAYER DEVELOPMENT

OPPONENTS

GENERAL INFORMATION



37 INF/C WILLIANS ASTUDILLO

HEIGHT

WT

B/T
R/R

BORN

DOB

CAREER HIGHLIGHTS

- Willians Jose Astudillo played in 72 games for the Minnesota Twins in **2021**. He hit .236 with 7 home runs and 21 RBI.
- Made Twins Opening Day roster for second time in career (also 2019) as a catcher/infielder. Recorded career-high eight-game hitting streak from April 27-May 14, hitting .367 (11x30) with 2 doubles, 2 home runs, 5 RBI and a 1.000 OPS in that span.
- Made four pitching appearances on the season: April 16 at Los Angeles-AL (1.0 IP, 0 H, 0 R), May 17 vs. Chicago-AL (1.0 IP, 1 H, 1 R, 1 HR- Yermin Mercedes), June 4 at Kansas City (1.0 IP, 0 H, 0 R) and August 26 at Boston (1.0 IP, 0 H, 0 R)...the appearances gave him five on the mound for his career, second in club history for a position player, trailing Chris Gimenez's six in 2017.
- Walked just three times on the season and struck out 12 times in 216 plate appearances.
- Played 29 games (22 starts) at third base, 27 games (22 starts) at first base, 10 games (4 starts) at catcher, four games (2 starts) at second base, one game (1 start) in rightfield and four games at pitcher.
- Began the **2020** season on 10-day Injured List with an undisclosed injury; reinstated August 11 and optioned to alternate training site in St. Paul. added as 29th man for doubleheader September 4 vs. Detroit, pinch hitting in game two and going 0x1 officially recalled on same day after the doubleheader.
- Made Postseason debut in Game 1 of AL Wild Card Series September 29 vs. Houston, pinch-hitting in the ninth inning, going 0x1, grounding into a game-ending double play.
- Made Twins Opening Day roster for first time in career in **2019**. Hit .327 (16x49) with four doubles, two home runs, seven RBI, one walk and one strikeout in first 16 games through April 27.
- Drew just five walks on the season (204 plate appearances) and struck out just eight times. Became the first player with 200+ plate appearances and 10-or-fewer strikeouts in a season since Hall of Famer Ozzie Smith in 1996 (261 PA, 9 K).
- Became one of three players in the Live Ball Era (since 1920) to have at least 300 plate appearances and 11-or-less strikeouts, joining Bill Killefer, who struck out nine times in 356 PA between 1920-21 for Chicago-NL and Charlie Pick, who struck out 11 times in 427 PA for the Boston Braves.
- Played in 21 games (17 starts) behind home plate. Also played first base (15 games, 11 starts), third base (13 games, 11 starts), right field (6 games, 3 starts), left field (3 games, 1 start) and second base (2 games, 1 start), and started 2 games as designated hitter.
- Began the **2018** season with Triple-A Rochester and hit .289 (52x80) with 12 doubles, one triple, eight home runs and 26 RBI in first 50 games for Red Wings.
- Contract selected by Minnesota June 29 and made his major league debut June 30 at Chicago-NL, entering the game in left field. Recorded first major league hit in same game, singling off Brian Duensing, and driving in first RBI.
- Recorded a hit in each of first three career games, going 5x11 in that span with a triple and 3 RBI.
- Optioned to Rochester July 21. Played in 28 games for Rochester in August and was recalled for a final time August 24.
- Hit first career home run August 29 at Cleveland, a solo shot off Adam Plutko.
- Signed a minor league contract with Arizona in **2017**. Played in 36 games for Triple-A Reno and hit .342 with four home runs and 22 RBI. had two separate stints on Injured List: July 4-13 with a left hamstring strain and August 5-end of season with a left hamate fracture.
- Signed minor league contract with Atlanta in **2016** and spent season with Double-A Mississippi. Hit .267 with 4 home runs and 30 RBI in 89 games.
- Spent entire **2015** season with Single-A Clearwater (Philadelphia)...hit over .300 for the fifth consecutive season as he posted a .314 (121x385) batting average to win the Florida State League batting title.
- Struck out just 10 times in 418 plate appearances. Recorded same number of walks (10) as strikeouts (10).
- Played in 39 games at first base, 33 games at catcher, two games at third base and one game each in left field and right field. Committed just six errors in 583 total chances.
- Spent entire **2014** season with Single-A Lakewood (Philadelphia). His .333 batting average ranked as the second-best in team history (Mike Spidale batted .345 in 2006).



HITS	4 - 9/26/19 at DET
RUNS	4 - 9/26/29 at DET
HOME RUNS	1 - 15x; last, 8/26/21 at BOS
RBI	4 - 9/27/18 vs. DET
SB	None
HIT STREAK	8 - 4/27/21 to 5/14/21
WALK-OFF HITS	1 - 9/9/18 vs. KC (HR)

Threw a pitch on May 17, 2021 that was registered at 35.7 mph. At the time was the slowest pitch in a Major League Baseball game in the history of the Statcast Era (2015-present).

FRONT OFFICE

FIELD STAFF

PLAYERS

CLUB HISTORY

PLAYER DEVELOPMENT

OPPONENTS

GENERAL INFORMATION

ASTUDILLO'S BATTING HISTORY

YEAR	CLUB	AVG.	G	AB	R	H	2B	3B	HR	RBI	SH	SF	HBP	BB	SO	SB	CS	OBP	SLG	E
2021	MINNESOTA	.236	73	208	17	49	8	0	7	21	0	1	4	3	12	0	0	0.259	0.375	3
	St. Paul (AAA)	.281	22	89	13	25	3	0	2	8	0	0	2	3	4	3	0	0.319	0.382	2
	Minors (11 yrs.)	.310	683	2449	275	758	135	8	38	322	16	31	70	91	87	44	20	0.348	0.418	45
	MAJORS (4 yrs.)	.270	169	507	58	137	22	1	15	66	0	6	10	10	25	0	0	0.295	0.406	9

POSTSEASON HISTORY

YEAR	CLUB/OPP	SERIES	AVG.	G	AB	R	H	2B	3B	HR	RBI	SH	SF	HBP	BB	SO	SB	CS	OBP	SLG	E
2020	MIN/HOU	ALWC	.000	1	1	0	0	0	0	0	0	0	0	0	0	0	0	0	.000	.000	0
	Wild Card		.286	1	1	0	0	0	0	0	0	0	0	0	0	0	0	0	.000	.000	0
	Totals		.000	1	1	0	0	0	0	0	0	0	0	0	0	0	0	0	.000	.000	0

CAREER FIELDING

POS	G	GS	INN	TC	PO	A	E	FLD%
3B	48	38	347.0	103	32	65	6	.942
1B	42	33	303.2	281	267	14	0	1.000
2B	8	4	37.0	17	6	10	1	.941
OF	12	5	37.2	12	10	1	1	.917

HOME RUN BREAKDOWN

GRAND SLAMS	None
INSIDE-THE-PARK	None
LEADOFF	None
PINCH HIT	None
WALK-OFF	1 - 9/19/18
MULTI-HR	None



2022: Signed by Miami as a minor league free agent on 3/15

2017: Signed by the Minnesota Twins as a minor league free agent on 11/25

Signed by the Arizona Diamondbacks as a minor league free agent on 4/4

2015: Signed by the Atlanta Braves as a minor league free agent on 11/19

2009: Signed by the Philadelphia Phillies as a minor league free agent on 5/1



2020: Undisclosed (Start of 2020- August 11)

2019: Left oblique strain (June 27 - September 1)

Left hamstring strain (April 28 - May 12)





52 RHP ANTHONY BASS

HEIGHT
6'1"

WT
198

B/T
R/R

BORN
DEARBORN, MI

DOB
NOVEMBER 1, 1987

CAREER HIGHLIGHTS

- Anthony Edward Bass led the Marlins with a career-high 70 games in **2021**. Finished the season 3-9 with a 3.82 ERA in 61.1 innings.
- Began the season as the Marlins closer but did not secure a save in 2021 (4 opportunities).
- 55 of 70 outings this season were scoreless. Did not allow an earned run over his final 7 appearances (6.0 IP).
- Held righties to a .195 batting avg.
- Pitched in 26 games for Toronto in **2020** going 2-3 with a 3.51 ERA and a career-high 7 saves.
- Limited hitters to a .189 batting average and finished tied for 11th among MLB relievers in ground ball percentage (62.3).
- Pitched in the playoffs for the first time in his career in Game 2 of the American League Wild Card Series on September 30 at Tampa Bay. Worked a hitless 6th inning (2 walks, 1 strikeout).
- Went 2-4 with 5 saves and 6 holds while posting a 3.56 ERA in a career-high 44 relief outings with the Mariners in **2019**.
- Kept left-handed hitters to a .165 AVG (13-for-79) while righties batted .191 (17-for-89).
- Didn't make his Mariners debut until May 22 but finished the year tied for 2nd in appearances (44).
- Began the year in the Reds organization and made 19 relief appearances with Triple-A Louisville, going 1-1 with 9 saves and a 2.21 ERA (20.1 IP/5 ER).
- Earned his first MLB win in over five years on June 12 at Minnesota. His last win before that was May 2, 2014 vs. Seattle.
- Tossed 8.0 consecutive scoreless innings across 8 outings from July 20 - August 7. Struck out 10 during that span, did not walk a batter and limited opponents to a .148 (4x27) average.
- Posted a 2.93 ERA (15.1 IP/5 ER) with 14 strikeouts and 3 walks in 16 relief appearances for the Cubs in **2018**.
- Did not walk a batter in his first 13 games (13.1 IP).
- Recorded a career-best 11.1 scoreless innings streak from June 17-July 4.
- Outrighted to Triple-A Iowa to finish the season. In 27 games for Iowa combined to go 0-3 with 3 saves and a 3.38 ERA.
- In 2 games with the Rangers in **2017**, allowed 9 runs on 14 hits in 5.2 innings (14.29 ERA). Spent most of the season at Triple-A Round Rock.
- Pitched for the Japan Series Champion Hokkaido Nippon-Ham Fighters in **2016** where he made 37 appearances (14 starts) and had a 3.65 ERA (103.2 IP/42 ER).
- Pitched 23.0 scoreless innings across his final 16 appearances and his 0.64 ERA in relief was lowest by any pitcher in NPB with at least 25.0 innings.
- Named an Outstanding Player in the 2016 Japan Series.
- In his first year with Texas in **2015**, he made 33 appearances and had a 4.50 ERA (64.0 IP/32 ER).
- Had 8 outings of 3.0+ innings, recording a 3.77 ERA (31.0 IP/13 ER) in those contests.
- Joined the Astros in **2014** and made 21 relief appearances, pitching to a 6.33 ERA and a 1.44 WHIP.
- Made 14 appearances for Triple-A Oklahoma City, going 0-2 with a 3.31 ERA.
- Split time between San Diego and Triple-A Tucson in **2013**.
- Made 24 relief appearances with the Padres, compiling a 5.36 ERA (42.0 IP/25 ER). Allowed just 4 home runs in 42.0 innings of work.
- Made a career-high 15 starts with Tucson.
- Made 24 appearances (15 starts), compiling a record of 2-8 with a 4.73 ERA (97.0 IP/51 ER) for the Padres in **2012**.
- Worked his only career complete game on April 28 at San Francisco. Allowed 2 runs over 8.0 innings but was outdueled by Tim Lincecum in a 2-1 Giants win.
- Recorded his first Major League save on September 20 at Arizona, striking out Aaron Hill, who was his only batter faced, with the bases loaded to preserve a 1-run lead.
- Made his Major League debut with San Diego on June 13, **2011** at Colorado, working 5.0 innings of 1-run ball to earn the win.
- Finished the season 2-0 with a 1.68 ERA (9 ER/48.1 IP) in 27 games (3 starts).



INNINGS PITCHED	8.0 - 2x; Last, 5/15/12 at WSH
STRIKEOUTS	8 - 4/28/12 at SFG
SCORELESS IP	8.0 - 7/20/19 - 8/7/19
WIN STREAK	None
LOSS STREAK	2 - 6/10/12 - 6/15/12

FRONT OFFICE

FIELD STAFF

PLAYERS

CLUB HISTORY

PLAYER DEVELOPMENT

OPPONENTS

GENERAL INFORMATION

- His 1.68 ERA ranked 7th among NL pitchers with at least 45.0 innings.
- Started the year with Double-A San Antonio and was named a Texas League Mid-Season All-Star. Made 1 start for Triple-A Tucson and made 6 appearances in the Arizona Fall League where he was named a Rising Star.
- In **2010**, made 27 starts for Advanced-A Lake Elsinore and 1 for Triple-A Portland. Named a California League Mid-Season and Post-Season All-Star.
- Pitched with both Class-A Fort Wayne and Advanced-A Lake Elsinore in **2009**, combining for a record of 12-3 with a 2.55 ERA... Won Player of the Week three times and was named a Midwest League Mid-Season All-Star.
- Made his professional debut with Class-A (short) Eugene in **2008**, posting a 2.10 ERA in 25 relief appearances.
- Played at Wayne State University in Detroit. As a junior went 10-3 with 2.10 ERA and was named a Rawlings/ABCA All-American.
- Inducted into the Wayne State Athletics Hall of Fame in 2019.
- Graduated from Trenton (MI) High School, where in 2005 he was All-Region, All-District, All-Conference, All-Metro, and was named to the All-Downriver Dream Team.
- Resides in Nashville, TN, with his wife, Sydney, and their daughters, Brooklyn and Blaire.
- His sister-in-law is country singer and television personality Jesse James Decker and his brother-in-law is former NFL wide receiver Eric Decker.



2011: Texas League All-Star
Arizona Fall League Rising Star

2010: California League All-Star

2009: Midwest League All-Star



2018: Right mid-thoracic strain (July 21 - August 12)

2014: Right intercostal strain (May 14 - July 2)

2012: Right shoulder inflammation (June 24 - September 4)



2021: Signed a two-year free agent contract with Miami with a club option for 2023 on 1/27

2019: Selected off waivers by the Toronto Blue Jays from the Seattle Mariners on 10/29

Signed as a Free Agent with the Seattle Mariners on 5/21

Signed as a Free Agent with the Cincinnati Reds on 3/28

2018: Signed as a Free Agent with the Cincinnati Reds on 12/26

2017: Signed as a Free Agent with the Chicago Cubs on 12/23

Signed as a Free Agent with the Texas Rangers on 2/10

2015: Traded by the Texas Rangers with OF Leonys Martin to the Seattle Mariners in exchange for OF Patrick Kivlehan, OF James Jones and RHP Tom Wilhelmson on 11/16.

2014: Signed as a Free Agent with the Texas Rangers on 12/11

2013: Traded by the San Diego Padres with cash to the Houston Astros for LHP Patrick Schuster on 12/11.

2008: Selected by San Diego in the fifth round of First-Year Player Draft.

BASS' PITCHING HISTORY

YEAR	CLUB	W-L	ERA	G	GS	CG	SHO	SV	SVO	IP	H	R	ER	HR	HB	BB	SO	WP	BK
2021	MIAMI	3-9	3.82	70	1	0	0	0	4	61.1	55	33	26	11	3	24	58	0	0
	Minors (11 yrs.)	37-34	3.55	199	101	0	0	20	27	619.1	615	303	244	53	11	163	539	35	3
	MAJORS (10 yrs.)	12-25	4.25	287	19	1	0	15	29	434.1	413	228	205	48	9	160	324	23	1

BATTING HISTORY

YEAR	CLUB	AVG.	G	AB	R	H	2B	3B	HR	RBI	SH	SF	HBP	BB	SO	SB	CS	OBP	SLG	E
2021	MIAMI	.000	67	0	0	0	0	0	0	0	0	0	0	0	0	0	0	.000	.000	1
	MAJORS (7 yrs.)	.105	159	38	3	4	0	1	0	6	1	0	0	0	17	1	0	.105	.158	3

POSTSEASON HISTORY

YEAR	CLUB/OPP	SERIES	W-L	ERA	G	GS	CG	SHO	SV	SVO	IP	H	R	ER	HR	HB	BB	SO	WP	BK
2020	TOR/TBR	ALWC	0-0	0.00	1	0	0	0	0	0	1.0	0	0	0	0	0	2	1	0	0
	TOTALS		0-0	0.00	1	0	0	0	0	0	1.0	0	0	0	0	0	2	1	0	0



55 RHP ANTHONY BENDER

HEIGHT
6'4"

WT
205

B/T
R/R

BORN
PETALUMA, CA

DOB
FEBRUARY 3, 1995

CAREER HIGHLIGHTS

- Anthony Wayne Bender went 3-2 with a 2.79 ERA, 71 strikeouts and 3 saves in his first Major League season in **2021**. Recorded his first career save vs. LAD on July 5. Became the first rookie in Marlins history to record his first career save against the defending World Series champion.
- Started his MLB career with 21.1 innings in 21 games without allowing an earned run, the 4th-longest streak to start a career in MLB history.
- Became the only Marlins reliever in club history to strike out all 6 batters faced in 2.0 innings pitched on July 2 at Atlanta.
- Threw a scoreless inning with 2 strikeouts in his MLB debut on May 5 vs. Arizona.
- 48 of 60 outings this season were scoreless.
- Spent the **2020** season with the Milwaukee Milkmen of the American Association.
- Went 2-1 with a 5.48 ERA in 22 games. Pitched 21.1 innings and struck out 25.
- Began the **2019** season with the Sioux City Explorers of the American Association. Did not allow a run in 3.2 innings of work.
- Signed by the Milwaukee Brewers on May 29. Pitched at Single-A, Advanced-A and Double-A. Finished the season 2-3 with a 1.49 ERA in 36.1 innings across all three levels.
- As a member of the Kansas City Royals organization in **2018**, pitched in 30 games (9 starts) for Advanced-A Wilmington. Went 6-3 with a 3.57 ERA in 93.1 innings.
- Pitched in 24 games (9 starts) between Single-A Lexington and Advanced-A Wilmington in **2017**. Finished the season 5-6 with a 3.96 ERA in 77.1 innings.
- Selected by Kansas City in the 20th round of the **2016** Draft from Santa Rosa Junior College.
- Pitched in 9 games for the Arizona League Royals. Finished the season 2-0 with a 3.03 ERA in 32.2 innings.



INNINGS PITCHED 2.0 - 4x; Last, 8/29/21 vs. CIN
STRIKEOUTS 6 - 7/2/21 at ATL
SCORELESS IP 11.2 - 8/25/21 - 9/20/21
WIN STREAK None
LOSS STREAK None



2020: Signed with Miami as a Minor League free-agent on 11/30.

2019: Signed with Milwaukee as a Minor League free-agent on 5/29.

2016: Selected by Kansas City in the 20th round of the First Year Player Draft.



No MLB Injury History

BENDER'S PITCHING HISTORY

YEAR	CLUB	W-L	ERA	G	GS	CG	SHO	SV	SVO	IP	H	R	ER	HR	HB	BB	SO	WP	BK
2021	MIAMI	3-2	2.79	60	1	0	0	3	5	61.1	45	22	19	5	6	20	71	4	0
	Minors (4 yrs.)	15-12	3.30	92	23	0	0	16	22	239.2	227	106	88	19	11	73	198	20	0
	MAJORS (1 yr.)	3-2	2.79	60	1	0	0	3	5	61.1	45	22	19	5	6	20	71	4	0



5 INF/OF JON BERTI

HEIGHT
5'10"

WT
190

B/T
R/R

BORN
TROY, MI

DOB
JANUARY 22, 1990

CAREER HIGHLIGHTS

- Jonathon David Berti (birdie) played in 85 games in **2021**. Hit .210 with 4 home runs and 19 RBI.
- Suffered a season-ending concussion on July 22.
- Made 59 starts: 39 at third base, 15 at second base, 4 in left field, 1 at shortstop. Reached base safely in 45 of 59 games in 2021, including in 25 of his final 32 games.
- Posted .321 avg (25x78) in June (25 games), with 9 multi-hit games.
- Played in 39 games for Miami in **2020**. Hit .258 with 2 home runs and 14 RBI.
- Became the first Marlins player in club history to steal 3 bases in an inning when he stole second, third, and home in one trip around the bases on August 25 against the New York Mets at Citi Field.
- Opened the **2019** season with Triple-A New Orleans before having his contract selected on April 20. From July 31 to the end of the season, he ranked 3rd in the Majors in steals (16). Only Dee Gordon (28 in 2017; 25 in 2015; 24 in 2016) and Jose Reyes (20 in 2012) had more stolen bases after the All-Star Break in Club history.
- Recorded his first career MLB home run off of Cole Hamels on May 6 at the Cubs.
- He hit the first of 3 leadoff homers on May 17 vs. the Mets, tied for the 4th-most in a single-season in Club history (Hanley Ramirez holds top-3 spots).
- Scored 52 runs in 73 games, just the 4th rookie since 1900 to finish season with 50 or more runs in 73 games or less. - *Elias Sports Bureau*
- On September 24 at the Mets, stole a career-high 4 bases, tying a single-game Club record.
- Opened **2018** at Triple-A Buffalo in Toronto's system, appearing in just 4 games before his trade to Cleveland. Was assigned to Double-A Columbus on April 21 and hit .217 in 25 games before being traded back to Toronto and assigned to Double-A New Hampshire on June 8.
- He hit for the cycle on August 28 (4x5), becoming just second player to do so in team history. Won the Eastern League championship with New Hampshire alongside future Marlins' teammate Harold Ramirez.
- Had his contract selected on September 26 and made his MLB debut that night against Houston. Recorded first hit with a single off Dean Deetz.
- Played for Canberra Calvary of Australian Baseball League (ABL) after the season in **2013**. Set an ABL record with 31 stolen bases.
- Attended Bowling Green University and set Falcons' single season records with a .423 batting average, 93 hits, and tied the single-season record with 6 triples. His 17 career triples were also a school record.
- His father, Thomas, played for the Detroit Mercy and spent two years in the Detroit Tigers' organization.



HITS	4 - 9/23/19 at NYM
RUNS	4 - 9/5/19 at PIT
HOME RUNS	1 - 12x; last, 6/26/21 vs. WSH
RBI	3 - 6/18/21 at CHC
SB	4 - 9/24/19 at NYM
HIT STREAK	5 - 3x; last, 6/7/21 to 6/11/21
WALK-OFF HITS	None



2018: Signed by Miami as Minor League free agent on 11/29
Acquired by Toronto from Cleveland for cash on 6/7
Acquired by Cleveland from Toronto for cash on 4/21
Signed by Toronto as Minor League free agent on 1/12

2011: Selected by Toronto in the 18th round of First-Year Player Draft; signed by Blue Jays' scout Nick Manno



2014: Eastern League Midseason All-Star
2013: Florida State League Postseason All-Star
2012: Midwest League Midseason All-Star
2011: Northwest League Midseason All-Star



2021: Concussion (July 23 - season)
2020: Right index finger laceration (September 10-20)
2019: Left oblique strain (May 21-July 31)



FRONT OFFICE

FIELD STAFF

PLAYERS

CLUB HISTORY

PLAYER DEVELOPMENT

OPPONENTS

GENERAL INFORMATION

BERTI'S BATTING HISTORY

YEAR	CLUB	AVG.	G	AB	R	H	2B	3B	HR	RBI	SH	SF	HBP	BB	SO	SB	CS	OBP	SLG	E
2021	MIAMI	.210	85	233	35	49	10	1	4	19	1	2	3	32	61	8	4	.311	.313	9
	Minors (9 yrs.)	.258	811	3007	462	777	108	45	35	296	16	17	75	327	559	270	80	.344	.359	77
	MAJORS (4 yrs.)	.247	201	624	110	154	30	3	12	59	3	4	12	79	175	35	9	.341	.362	13

POSTSEASON HISTORY

YEAR	CLUB/OPP	SERIES	AVG.	G	AB	R	H	2B	3B	HR	RBI	SH	SF	HBP	BB	SO	SB	CS	OBP	SLG	E
2020	MIA/CHC	NLWC	.200	2	5	0	1	0	0	0	0	0	0	1	2	0	2	0	.500	.200	1
	MIA/ATL	NLDS	.167	3	12	1	2	0	0	0	0	0	0	1	0	5	0	0	.167	.167	0
	Totals		.176	5	17	1	3	0	0	0	0	0	0	2	2	5	2	0	.333	.176	1

CAREER FIELDING

POS	G	GS	INN	TC	PO	A	E	FLD%
2B	52	38	362.0	169	71	96	2	.988
3B	71	58	491.2	151	29	114	8	.947
SS	36	29	266.2	118	47	69	2	.983
LF	14	8	61.2	14	14	0	0	1.000
CF	34	22	218.2	54	53	0	1	.981
RF	9	7	64.1	12	10	2	0	1.000

HOME RUN BREAKDOWN

GRAND SLAMS	None
INSIDE-THE-PARK	None
LEADOFF	3 - Last; 8/29/19 vs. CIN
PINCH HIT	None
WALK-OFF	None
MULTI-HR	None





67 OF JJ BLEDAY

HEIGHT
6'2"

WT
213

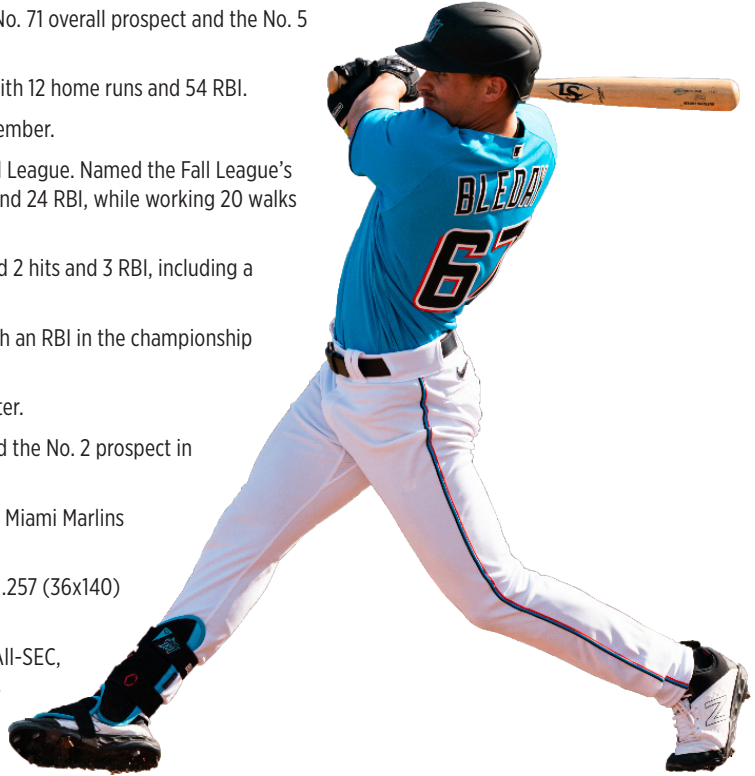
B/T
L/L

BORN
DANVILLE, PA

DOB
NOVEMBER 10, 1997

CAREER HIGHLIGHTS

- JJ (Jeffrey Joseph) Bleday enters the 2022 season as MLB.com's No. 71 overall prospect and the No. 5 prospect in the Marlins organization.
- Spent the entire **2021** season with Double-A Pensacola. Hit .212 with 12 home runs and 54 RBI.
- Hit .311 with 3 doubles, a home run and 11 RBI in 13 games in September.
- After the season, played for the Mesa Solar Sox in the Arizona Fall League. Named the Fall League's Hitter of the Year after hitting .316 with 5 home runs, 8 doubles, and 24 RBI, while working 20 walks in 24 games.
- Named the Fall Stars Game Most Valuable Player after he recorded 2 hits and 3 RBI, including a 2-run home run.
- Helped the Solar Sox to an Arizona Fall League Championship with an RBI in the championship game.
- Spent the **2020** season at the Marlins 60-man Player Pool in Jupiter.
- Entered the 2021 season as MLB.com's No. 20 overall prospect and the No. 2 prospect in the Marlins' organization.
- Selected with the fourth overall pick of the **2019** MLB Draft by the Miami Marlins after being named to six First-Team All-America Teams.
- Assigned to Single-A Jupiter to begin his pro career, where he hit .257 (36x140) with 3 home runs, 8 doubles, and 19 RBI in 38 games.
- Named SEC Player of the Year, SEC Tournament MVP, First-Team All-SEC, finalist for the Golden Spikes Award, and All-College World Series Team.
- Vanderbilt single-season record holder and national leader in home runs in 2019 (27) becoming the first Commodore since Scotti Madison (1979) to lead the SEC in home runs ... Finished 2nd in the Commodore record books in single-season runs (82) and walks (61); 3rd in RBI (72).
- Closed his career with a 51-game on base streak and reached base in 97 of his final 98 games.
- Led nation in total bases (192), 4th in runs (82), 5th in hits (95), and 6th in walks (61).
- Became the ninth player and first since 2003 to record 5 hits in an SEC Tournament game, doing so with a 5x5 performance on May 22 against Auburn.
- Led Vanderbilt in **2018** with a .368 batting average, .511 slugging percentage, and .494 on-base percentage.
- Batted .391 (18x46) with 7 runs and 5 RBI across 12 SEC games.
- Began high school career at Titusville HS in Pennsylvania and graduated from A. Crawford Mosley HS in Panama City Beach, Florida.
- Lettered four years in baseball, two years in golf and two in swimming in high school. Holds 6 swimming school records at Titusville.
- Won back-to-back region championships in 2013-14 at Titusville before winning two region and district titles at Mosley in 2015-'16 seasons.
- Earned 2015 & 2016 Florida First-Team All-State honors.



JJ's older brother Adam, a left-handed pitcher, played baseball at the University of Virginia before transferring to the University of Pennsylvania where he finished his last two college seasons. Adam was drafted by the Houston Astros in the 27th round in 2017 and played two seasons, reaching Advanced-A before retiring. He now coaches in the Baltimore Orioles organization.



2021: Arizona Fall League Hitter of the Year
Fall Stars Game Most Valuable Player



2019: Selected by Miami in first round (fourth overall) of First-Year Player Draft; signed by Marlins' scout Christian Castorri

BLEDAY'S BATTING HISTORY

YEAR	CLUB	AVG.	G	AB	R	H	2B	3B	HR	RBI	SH	SF	HBP	BB	SO	SB	CS	OBP	SLG	E
2021	Pensacola (AA)	.212	110	397	52	84	22	3	12	54	0	4	3	64	101	5	3	.323	.373	2
	Minors (2 yrs.)	.223	148	537	65	120	30	3	15	73	0	4	3	75	130	5	3	.320	.374	4



35 LHP RICHARD BLEIER

HEIGHT
6'3"

WT
215

B/T
L/L

BORN
MIAMI BEACH, FL

DOB
APRIL 16, 1987

CAREER HIGHLIGHTS

- Richard Sidney Bleier (Bly-er) pitched in a career-high 68 games in **2021**. Went 3-2 with a 2.95 ERA in 58.0 innings.
- Allowed first walk of the season on 6/8 vs. COL after 25 appearances. Allowed just 6 walks all season. Tied with Atlanta's Chris Martin (43.1 IP) for the fewest walks by any MLB reliever that pitched in 40 games or more.
- Entered the game with no outs and the bases loaded in a tie game on May 4 against Arizona. Struckout the side to strand all 3 runners.
- Finished the season with 17 consecutive scoreless appearances (14.1 IP).
- Made his first career plate appearance on May 12 at Arizona. Recorded a sacrifice bunt.
- Pitched in 19 games for the Marlins in **2020** after being traded to Miami on August 1. Finished the season 1-1 with a 2.63 ERA in 13.2 innings.
- Led all MLB pitchers with a 72.0 ground ball percentage.
- His 53 appearances in **2019** for Baltimore were the 4th-most on the team.
- Earned his first Major League save on April 1 at Toronto (1.0 IP, 2 hits, earned run, strikeout); finished the season 4-for-5 in save opportunities.
- Made his first career start on Septemeber 20 vs. Seattle (2.0 IP, 3 hits, 2 earned runs, home run, strikeout); had made 159 Major League relief appearances prior to the start.
- Worked 19.1-straight scoreless innings from April 7 - May 9 (14 games); tied for the 11th-longest scoreless streak in the AL during **2018**.
- Earned his first win of 2018 on Opening Day after tossing a scoreless 11th inning, allowing just 1 hit.
- Acquired by the Orioles from the New York Yankees on February 21, **2017** in exchange for a player to be named later.
- A member of Team Israel's provisional roster for the 2017 World Baseball Classic.
- Spent almost the entire season with the Major League club, posting a 1.99 ERA (63.1 IP/14 ER) in 57 relief appearances.
- His 57 appearances ranked 4th among Orioles relievers and were the most by an O's left-hander.
- Worked multiple innings in 18 of his 57 appearances. Tossed 2.0-plus innings in 11 outings.
- Earned his first career win on May 16 at Detroit after working 1.2 frames in the bottom of the 12th and 13th innings.
- Signed by the Yankees as a minor league free agent on February 5, **2016**.
- Tossed 14.1 scoreless innings (6 hits, 2 walks, 9 strikeouts, 1 hit batter) in 13 appearances at Yankee Stadium, which marked the most consecutive scoreless appearances at the current Yankee Stadium to begin a career.
- Had his contract selected from Triple-A Scranton/Wilkes-Barre on May 26 and made his Major League debut on May 30 at Toronto. Needed only 3 pitches to retire both batters faced in finishing the 8th inning.
- At 29 years, 44 days old, became the 12th Yankees pitcher since 1913 to make his Major League debut after turning 29 years old and the first since Amauri Sanit (31 years, 312 days) on May 12, 2011 vs. Kansas City.
- Did not allow a run over his final 13 games, tossing 12.1 scoreless innings over the span (7 hits, 3 walks, 8 strikeouts, 1 hit batter). In 12 games (10 starts) with Scranton/Wilkes-Barre, he went 2-3 with a 3.72 ERA (58.0 IP/24 ER).
- Spent the entire **2015** season in the Nationals organization. Combined with Double-A Harrisburg and Triple-A Syracuse to go 14-5 with a 2.57 ERA (171.2 IP/49 ER) in 28 games (26 starts).
- Owned the most wins and the lowest ERA among all Nationals minor leaguers and was named an MiLB.com Organization All-Star.
- Went 8-3 with a 2.45 ERA (103.0 IP/28 ER) in 16 games (15 starts) for Harrisburg. Named an Eastern League Postseason All-Star.
- Following the season, made 7 starts for the Estrellas Orientales of the Dominican Winter League and went 1-1 with a 2.84 ERA (31.2 IP/10 ER).
- Spent the **2014** season in the Blue Jays organization with Double-A New Hampshire, going 6-5 with a 3.93 ERA (84.2 IP/37 ER) in 34 games (5 starts).
- Following the season, appeared in 7 games (4 starts) with the Estrellas Orientales of the Dominican Winter League, going 1-3 with a 5.23 ERA (20.2 IP/12 ER).
- Spent **2013** in the Rangers organization and combined with Triple-A Round Rock and Double-A Frisco to go 6-6 with 4 saves and a 3.32 ERA (81.1 IP/30 ER) in 42 games (4 starts).



INNINGS PITCHED	4.0 — 2x, last: 5/3/17 at BOS
STRIKEOUTS	3, 4x, last: 9/25/19 at TOR
SCORELESS IP	11.0 — 7/16/16 to 10/2/16
WIN STREAK	8 — 5/16/17-8/11/19
LOSS STREAK	1 - 2x, last: 8/28/20

FRONT OFFICE

FIELD STAFF

PLAYERS

CLUB HISTORY

PLAYER DEVELOPMENT

OPPONENTS

GENERAL INFORMATION

- Spent the **2012** season with Frisco, going 0-2 with 1 save and a 3.94 ERA (32.0 IP/14 ER) in 22 relief appearances. Posted a 1.84 ERA (14.2 IP/3 ER) over his final 12 games.
- Played for Team Israel in the 2012 World Baseball Classic (2 games, 1.0 inning pitched, 2 walks).
- Went 7-8 with a 5.60 ERA (101.1 IP/63 ER) in 32 games (13 starts) with Double-A Frisco in **2011**.
- Went 4-2 with a 2.91 ERA (34.0 IP/11 ER) in 19 relief appearances and 3-6 with a 6.95 ERA (67.1 IP/52 ER) in 13 starts.
- In his final 10 appearances, went 3-1 with a 1.54 ERA (11.2 IP/2 ER).
- Spent the entire **2010** season with Frisco, going 7-11 with a 5.04 ERA (164.1 IP/92 ER) in 28 starts.
- Led the Texas League in shutouts (2), tied for the league-lead in starts, and ranked 2nd in innings pitched.
- His 1.53 BB/9.0 IP ratio (28 BB, 164.1 IP) was 2nd-lowest in the league among starting pitchers.
- Combined **2009** between Class-A Hickory and Class A-Advanced Bakersfield to go 9-12 with a 4.03 ERA (167.1 IP/75 ER) in 28 games. (26 starts)... Ranked 2nd among Rangers minor leaguers in strikeouts.
- Made his professional debut in **2008** with Short-Season A Spokane, going 4-5 with a 4.02 ERA (62.2 IP/28 ER) in 14 games (11 starts).
- Began the season as a reliever, posting a 3.00 ERA (6.0 IP/2 ER) in 2 relief appearances.
- Made his first professional start on June 29 vs. Tri-City and allowed just 1 hit over 5.0 scoreless innings (1 walk, 1 strikeout).
- Attended Florida Gulf Coast University.
- As a junior, went 7-1 with a 2.09 ERA (90.1 IP/21 ER) in 12 starts. Ranked among Atlantic Sun Conference leaders in ERA (1st), wins (T-1st), innings pitched (3rd), complete games (1st, 4), and strikeouts (4th, 76).
- Unanimously selected as 2008 Atlantic Sun Conference "Pitcher of the Year" and First-Team All-Sun Conference.
- Selected by Texas in the sixth round of the 2008 First-Year Player Draft and was the highest draft choice in Florida Gulf Coast University history at the time of his selection (No. 183 overall).
- Married to his wife, Brett. The couple has a daughter, Murphy.
- Graduated from South Plantation (FL) High School.



2015: MiLB Organization All-Star (Washington)
Eastern League Post-Season All-Star



2020: Strained left elbow (August 8 - 21)
2019: Left shoulder tendinitis (April 11 - May 16)
2018: Left shoulder surgery (June 15 - season)



2020: Acquired by Miami from Baltimore in exchange for a PTBNL on 8/1.

2017: Acquired by Baltimore from New York-AL in exchange for a PTBNL on 2/21.

2015: Signed with New York-AL as a minor league free-agent on 12/18.

2014: Signed with Washington as a minor league free-agent on 12/13.
Selected by Toronto in the Triple-A phase of the Rule 5 Draft.

2008: Selected by Texas in the sixth round of the First Year Player Draft.

BLEIER'S PITCHING HISTORY

YEAR	CLUB	W-L	ERA	G	GS	CG	SHO	SV	SVO	IP	H	R	ER	HR	HB	BB	SO	WP	BK
2021	MIAMI	3-2	2.95	68	0	0	0	0	6	58.0	51	20	19	4	3	6	44	1	0
	Minors (11 yrs.)	56-57	3.96	253	124	5	4	8	16	944.0	1049	492	415	62	49	148	524	28	
	MAJORS (6 yrs.)	12-4	2.96	253	1	0	0	4	12	249.0	248	96	82	16	14	39	139	10	0

POSTSEASON HISTORY

YEAR	CLUB/OPP	SERIES	W-L	ERA	G	GS	CG	SHO	SV	SVO	IP	H	R	ER	HR	HB	BB	SO	WP	BK
2020	MIA/CHC	NLWC	0-0	0.00	2	0	0	0	0	0	1.0	0	0	0	0	0	0	0	0	0
	MIA/ATL	NLDS	0-0	0.00	1	0	0	0	0	0	1.0	0	0	0	0	0	0	0	0	0
	TOTALS		0-0	0.00	3	0	0	0	0	0	2.0	2	0	0	0	0	0	0	0	0



Non-Roster Invite/Rookie

81 RHP HUASCAR BRAZOBAN

HEIGHT
6'3"

WT
155

B/T
R/R

BORN
VILLA MELLA, DR

DOB
OCTOBER 15, 1989

CAREER HIGHLIGHTS

- Huascar Leandro Brazoban pitched in 16 games for the Independent Atlantic League High Point Rockers in **2021**. Struck out 18 batters in 16.0 innings and finished 1-1 with a 2.81 ERA.
- After the season, pitched in 21 games (19.2 IP) for the Gigantes del Cibao of the Dominican Winter League. Went 2-0 with a 0.46 ERA. Struck out 25 batters and walked 5.
- Did not pitch in **2019** or **2020**.
- Appeared in 37 games for the Independent Atlantic League Lancaster Barnstormers in **2018**. Went 2-4 with a 1.99 ERA in 40.2 innings. Struck out 41 batters and allowed 18 walks.
- Split **2017** between Double-A Hartford and Advanced-A Lancaster in the Rockies organization. Combined to go 2-1 with a 5.77 ERA in 37 games.
- Pitched in 13 games (14.2 IP) for the Lancaster Jethawks. Went 0-0 with a 4.91 ERA with 16 strikeouts.
- Worked 24 games (24.1 IP) for the Hartford Yard Goats. Finished 2-1 with a 6.29 ERA.
- Missed the **2016** and **2015** seasons due to injury.
- Split **2014** between Short-Season A Tri-City and Advanced-A Modesto. Combined to go 1-0 with 3.38 ERA in 34.2 innings pitched.
- Worked 20 games for the Tri-City Dust Devils. Went 1-0 with a 3.23 ERA in 30.2 IP and allowed just 24 hits.
- Pitched in 3 games (4.0 IP) for the Modesto Nuts. Went 0-0 with a 4.50 ERA.
- Spent the entire **2013** season with Short-Season A Tri-City. Finished 0-3 with a 7.78 ERA in 19.2 innings pitched.
- Signed with the Colorado Rockies as a 21-year-old on May 31, **2012**. Spent the entire season with the Dominican Summer League Rockies.
- Finished the season 1-0 with a 3.71 ERA in 18 games (17.0 IP).
- His Brother, Gustavo, also played for the Rockies organization, pitching for the DSL Rockies from 2008-14.



2022: Signed with Miami as a minor league free-agent on 1/4

2016: Signed with Colorado as a minor league free-agent on 11/18

2012: Signed by Colorado as an international free agent on 5/31

BRAZOBAN'S PITCHING HISTORY

YEAR	CLUB	W-L	ERA	G	GS	CG	SHO	SV	SVO	IP	H	R	ER	HR	HB	BB	SO	WP	BK
2021	High Point (Ind.)	1-1	2.81	16	0	0	0	0	0	16.0	16	6	5	1	1	6	18	0	1
	Minors (6 yrs.)	4-4	5.06	99	0	0	0	7	7	110.1	104	72	62	5	16	69	99	26	2



86 OF PEYTON BURDICK

HEIGHT 6'0" | WT 205 | B/T R/R | BORN BATAVIA, OH | DOB FEBRUARY 26, 1997

CAREER HIGHLIGHTS

- Edmund Peyton Burdick enters the 2022 season as the Marlins No. 14 prospect, according to *MLB.com*.
- Entered the **2021** season as the Marlins No. 14 prospect, according to *MLB.com*.
- Named Marlins Minor League Player of the Year and Pensacola MVP. Led the Double-A South with a Pensacola record 23 home runs. Played in 109 games in his second professional season and tallied 17 doubles and 52 RBI. Led the league in walks and runs scored on his way to be recognized by *MLB.com* as the Marlins prospect of the year.
- Assigned to Triple-A Jacksonville on September 21. Played in 8 games. Hit .143 with 3 doubles.
- Did not play in **2020**.
- Split **2019** between Short Season-A Batavia and Single-A Clinton. Hit .318 with a home run and 5 RBI in 6 games in Batavia. Played 63 games in Clinton. Hit .307 with 20 doubles, 10 home runs, and 59 RBI.
- Drafted in the third round by the Marlins in the 2019 draft out of Wright State University.
- Named Horizon League Player of the Year in 2019 as a junior after hitting .407 with 15 home runs and 72 RBI in 59 games.
- After missing all of 2017 following Tommy John surgery, Burdick returned to win the Horizon League tournament MVP award in 2018.



2019: Selected by Miami in the third round of the First-Year Player Draft.



2021: Marlins Minor League Player of the Year
 Pensacola Most Valuable Player
 MLB.com Marlins Prospect of the Year
2019: MiLB.com Organizational All-Star
 Midwest League Player of the Month (August)

BURDICK'S BATTING HISTORY

YEAR	CLUB	AVG.	G	AB	R	H	2B	3B	HR	RBI	SH	SF	HBP	BB	SO	SB	CS	OBP	SLG	E
2021	Pensacola (AA)	.231	106	373	71	86	17	2	23	52	0	0	11	76	135	9	5	.376	.472	3
	Jacksonville (AAA)	.143	8	28	5	4	3	0	0	1	0	5	0	3	11	0	0	.226	.250	1
	Minors (2 yrs.)	.257	183	661	136	170	40	6	34	117	0	5	24	113	218	16	12	.382	.490	





Rookie

27 RHP EDWARD CABRERA

HEIGHT
6'5"

WT
217

B/T
R/R

BORN
SANTIAGO, DR

DOB
APRIL 13, 1998

CAREER HIGHLIGHTS

- Edward Brany Cabrera enters 2022 as the No. 29 overall prospect in baseball and the Marlins No. 2 prospect, according to *MLB.com*.
- Entered the **2021** season as the No. 68 overall prospect in baseball and the Marlins No. 5 prospect, according to *MLB.com*.
- Opened the season on injured list with right biceps inflammation before making his season debut with Single-A Jupiter on June 6.
- Made 5 starts for Double-A Pensacola (2-1, 2.77 ERA) and 6 starts for Triple-A Jacksonville (1-3, 3.68 ERA).
- Made his Major League debut on August 25 at home against the Nationals, holding Washington to 3 runs in 6.1 innings (4 hits, 3 walks, 2 strikeouts, 2 home runs) in the no-decision.
- Made 7 starts in the Major Leagues. Finished 0-3 with a 5.81 ERA in 26.1 innings. Struck out 28 and walked 19.
- Did not play in **2020**, but was a part of the Marlins 60-man Player Pool in Jupiter.
- Split **2019** between Advanced-A Jupiter and Double-A Jacksonville totalling a 9-4 record with a 2.23 ERA in 96.2 innings and 19 starts.
- Held hitters to a .190 batting average, including .183 in the Florida State League. Cabrera has reduced his opponents batting average from the year before in each of his four professional seasons.
- Made 11 starts for Jupiter going 5-3 with a 2.02 ERA in 58.0 innings, striking out 73 and earning him a promotion to Jacksonville on June 23 at the age of 21.
- Set a career-high in strikeouts on May 1, fanning 13 over a season-high 6.2 innings against Bradenton, allowing only 2 hits.
- Earned the call-up to Double-A Jacksonville following 3 starts in which he threw 16.1 total innings allowing 8 hits, 1 earned run and struck out 18.
- Made 8 starts for Jacksonville and continued his impressive season going 4-1 with a 2.56 ERA in 38.2 innings, striking out 43.
- In his 4th start at Double-A, he struck out 10 over 6.0 innings at Charlotte.
- Pitched 6.0 or more innings in 5 of his 8 Double-A starts.
- Spent all of **2018** with Single-A Greensboro, where he went 4-8 with a 4.22 ERA in 100.1 innings and 22 starts, striking out 93.
- Began his season by allowing 1 hit in his first 11.0 innings of work, but walked 7 in that span.
- Pitched 7.0 innings in 3 starts throughout the season, including 7.0 shutout innings allowing just 4 hits against Lakewood on May 20.
- Spent all of **2017** with Short Season-A Batavia, going 1-3 with a 5.30 ERA in 13 games, 6 starts.
- Pitched in 11 games (7 starts) for the GCL Marlins in 2016.
- Struck out 28 in 47.0 innings and finished with a 2-6 record and a 4.21 ERA.
- Made his professional debut with the GCL Marlins in **2016**.
- Went 2-6 with a 4.21 ERA in 11 games (7 starts) and 47.0 innings.
- Went unsigned during the 2014-15 international period before signing with the Marlins in July of **2015**.



INNINGS PITCHED	6.1 – 8/25/21 vs. WSH
STRIKEOUTS	7 – 9/18/21 vs. PIT
LAST CG	None
LAST SHUTOUT	None
LOW-HIT CG	None
SCORELESS IP	6.0 – 8/25/21
WIN STREAK	None
LOSS STREAK	2 – 9/18/21 to 9/24/21



2015: Signed by Miami as an international free agent on 7/2; signed by Marlins' scouts Albert González, Sandy Nin, and Domingo Ortega



2019: Florida State League Midseason All-Star
MiLB.com Organizational All-Star

CABRERA'S PITCHING HISTORY

YEAR	CLUB	W-L	ERA	G	GS	CG	SHO	SV	SVO	IP	H	R	ER	HR	HB	BB	SO	WP	BK
2021	MIAMI	0-3	5.81	7	7	0	0	0	0	26.1	24	20	17	6	4	19	28	3	0
	Jacksonville (AAA)	1-3	3.68	6	6	0	0	0	0	29.1	22	13	12	4	1	19	48	5	0
	Pensacola (AA)	2-1	2.77	5	5	0	0	0	0	26.0	19	10	8	3	0	6	33	3	0
	Minors (5 yrs.)	19-25	3.54	78	67	2	1	0	0	341.0	311	159	134	27	26	116	361	46	2
	MAJORS (1 yr.)	0-3	5.81	7	7	0	0	0	0	26.1	24	20	17	6	4	19	28	3	0



53 RHP PAUL CAMPBELL

HEIGHT
6'0"

WT
195

B/T
R/R

BORN
MALDEN, MA

DOB
JULY 26, 1995

CAREER HIGHLIGHTS

- Paul Allen Campbell entered the **2021** season as the Marlins No. 29 prospect, according to *MLB.com*.
- Pitched in 16 games and went 2-3 with a 6.41 ERA in 26.2 innings.
- Made his Major League debut on April 3 vs. Tampa Bay. Allowed 3 runs on 4 hits in 2.0 innings pitched.
- Earned his first Major League win on August 15 against the Chicago Cubs. Pitched 0.2 innings and allowed 1 hit.
- Made his only start on May 1 at Washington. Allowed 9 hits and 5 runs (4 earned) in 3.2 innings pitched.
- Missed 80 games from May 2 - August 5 while on the restricted list.
- Did not play in **2020**.
- Split the **2019** season between Class-A Charlotte and Double-A Montgomery, going 13-8 with a 3.67 ERA (144.2 IP/59 ER) in 27 apps (20 starts) between the two levels.
- Tied Tommy Romero for 1st among Rays minor leaguers in wins, ranked 2nd in innings and tied for 4th in strikeouts with 112. His 8 wins with Montgomery tied for 7th in the Southern League.
- Named SL Pitcher of the Week for August 12-18, going 2-0 with a 1.64 ERA (11.0 IP/2 ER) in 2 starts.
- Went 7-2 with a 2.22 ERA (69.0 IP/17 ER) in 13 appearances (12 starts) between Short-A Hudson Valley and Class-A Bowling Green during the **2018** season.
- Received a June 23 promotion and won his first 3 decisions spanning 4 starts with the Hot Rods.
- Was 2-0 with a 2.08 ERA (13.0 IP/3 ER) in 2 starts in the Midwest League postseason, helping Bowling Green win their first title in team history.
- Began his professional career in **2017** with the GCL Rays. Allowed 2 earned runs in 0.2 innings pitched in his first career outing but only 3 earned runs in 19 innings pitched after that.
- Selected out of Clemson University, where he majored in parks, recreation, and tourism management.
- Made 30 appearances (3 starts) over three seasons with the Tigers, going 0-2 with a 7.85 ERA (39.0 IP/34 ER) and 46 strikeouts. Limited to 18.1 innings pitched over his final two collegiate seasons.



INNINGS PITCHED 3.0 — 2x, last; 9/18/21 vs. PIT
STRIKEOUTS 5 - 4/25/21 at SFG
SCORELESS IP 4.2 — 8/5/21 to 8/15/21
WIN STREAK None
LOSS STREAK 2 - 4/25/21 - 5/1/21



2020: Selected by Miami in the Rule 5 Draft from Tampa Bay on 12/10.

2017: Selected by Tampa Bay in the 21st round of the First-Year Player Draft



2019: Florida State League Midseason All-Star



No MLB Injury History

CAMPBELL'S PITCHING HISTORY

YEAR	CLUB	W-L	ERA	G	GS	CG	SHO	SV	SVO	IP	H	R	ER	HR	HB	BB	SO	WP	BK
2021	MIAMI	2-3	6.41	16	1	0	0	1	1	26.2	32	24	19	5	2	10	26	2	0
	Jacksonville (AAA)	0-0	0.84	3	3	0	0	0	0	10.2	3	1	1	1	0	6	9	0	0
	Minors (4 yrs.)	21-10	3.02	52	36	0	0	2	2	244.0	199	88	82	15	8	66	197	12	1
	MAJORS (1 yr.)	2-3	6.41	16	1	0	0	1	1	26.2	32	24	19	5	2	10	26	2	0



20 LHP DANIEL CASTANO

HEIGHT
6'3"

WT
231

B/T
L/L

BORN
ORLANDO, FL

DOB
SEPTEMBER 17, 1994

CAREER HIGHLIGHTS

- Daniel Alexander Castano had four stints with the Marlins in **2021** after beginning the year in Triple-A.
- Pitched in 5 games (4 starts) and went 0-2 with a 4.87 ERA in 20.1 innings in the Majors.
- Recalled by the Marlins on June 7, prior to makeup game at Boston. Did not pitch and was placed on the injured list the next day with a left shoulder impingement.
- Overall in Triple-A Jacksonville, 7-2 with a 3.91 ERA in 14 starts.
- Finished the **2020** season 1-2 with a 3.03 ERA in 29.2 innngs. Pitched in 7 games and made 6 starts.
- Made his Major League debut on August 8 when he made the start against the New York Mets at Citi Field. Worked 4.1 innings and took the loss after allowing 5 runs.
- Worked a season-high 6.1 innings in relief and earned his first Major League win on the final day of 2020 against the Yankees at Yankee Stadium. Allowed just 4 hits and kept the Yankees off the scoreboard.
- Split **2019** between Advanced-A Jupiter and Double-A Jacksonville. Made 12 appearances for Jupiter, going 0-2 with a 3.82 ERA in 33.0 innings, striking out 31. Earned a promotion to Jacksonville on May 27 and went 7-2 with a 3.35 ERA in 18 games (11 starts), striking out 73 in 86.0 innings.
- Earned Southern League Pitcher of the Week honors after going 7.0 innings against Biloxi, allowing just 4 hits and following it up with a complete game effort, allowing a run on 5 hits and striking out 13 against Mississippi.
- Named an *MILB.com* Organizational All-Star in **2018**.
- Pitched at three levels finishing the season in Advanced-A Jupiter. In all, he finished with a 9-12 record with a 3.93 ERA.
- Made 14 starts for Jupiter, going 5-8 with a 4.74 ERA in 76.0 innings.
- Made 8 starts for Single-A Greensboro going 4-3 with a 2.70 ERA in 50.0 innings, striking out 52.
- Went 9-3 with a 2.57 ERA for Short Season-A State College in **2017** in 14 starts, striking out 81 batters in 91.0 innings.
- Drafted in **2016** after his sophomore season at Baylor where he made 13 starts in 16 total appearances on mound. Earned Honorable Mention All-Big 12.
- Holds 25th-lowest earned run average all-time at Baylor (3.48). Set career highs in innings pitched (77.1), complete games (1), and strikeouts (45). Tied for 1st on team in strikeouts (45) and wins (4).
- Four-year letter winner for coach Roy Kinnan at Lake Travis (Austin, Texas) High School. Top 500 recruit by Perfect Game and 48th-best LHP nationally.
- Ranked No. 66 overall in Texas and No. 11 LHP in state by Perfect Game. Named District MVP and Team MVP in 2013. Earned 2013 All-Central Texas First-Team honor. Named to Central Texas All-Star Team in 2013.
- Threw a no-hitter in District 4A playoff series vs. Crockett, striking out 8 and walking just 2 in 2012.
- Played summer ball for the Austin Wings, winning national championships in his sophomore and junior seasons.



INNINGS PITCHED	6.1 - 9/27/20 at NYY
STRIKEOUTS	4 - 8/8/20 at NYM
LAST CG	None
LAST SHUTOUT	None
LOW-HIT CG	None
SCORELESS IP	9.1 - 9/27/20 - 4/16/21
WIN STREAK	None
LOSS STREAK	2 - 8/8/20 - 8/22/20



2017: Acquired by Miami with RHP Zac Gallen, RHP Sandy Alcantara, and OF Magneuris Sierra from St. Louis in exchange for OF Marcell Ozuna on 12/14

2016: Selected by St. Louis in the 19th round of the First-Year Player Draft



2021: Left shoulder impingement (June 8 - August 19)



2017: New York-Penn League Midseason All-Star

CASTANO'S PITCHING HISTORY

YEAR	CLUB	W-L	ERA	G	GS	CG	SHO	SV	SVO	IP	H	R	ER	HR	HB	BB	SO	WP	BK
2021	MIAMI	0-2	4.87	5	4	0	0	0	0	20.1	22	12	11	3	1	8	13	0	0
	Jacksonville (AAA)	7-2	3.91	14	14	1	0	0	0	78.1	69	35	34	16	4	13	54	0	2
	Minors (5 yrs.)	34-26	3.78	94	73	4	0	0	1	471.1	487	231	198	42	18	92	389	27	3
MAJORS (2 yrs.)		1-4	3.78	12	10	0	0	0	0	50.0	52	24	21	6	1	19	25	1	0



91 C SANTIAGO CHAVEZ

HEIGHT
5'11"

WT
202

B/T
R/R

BORN
SALTILLO, MX

DOB
AUGUST 5, 1995

Non-Roster Invite/Rookie

CAREER HIGHLIGHTS

- Jose Santiago Chavez (Trevino) split **2021** between Double-A Pensacola and Triple-A Jacksonville. Played 55 total games and hit a combined .165 with 2 home runs and 6 RBI.
- Played 22 games in Pensacola. Hit .134 in 67 at-bats. Played 33 games in Jacksonville. Hit .186 with a pair of home runs and 6 RBI in 97 at-bats.
- Did not play in **2020** but spent time at the Marlins 60-man player pool in Jupiter.
- Spent all of **2019** with Double-A Jacksonville. Hit .173 with 5 doubles, a home run and 16 RBI in 79 games.
- Split the season between Single-A Stockton and Double-A Midland in the Oakland organization in **2018**, combining for a .241 avg and 3 home runs.
- In 34 games at Stockton, hit a career best .268 in 112 at-bats before getting promoted to Double-A. All 3 of his home runs were at Stockton.
- At Midland, hit .209 with 9 doubles, 4 RBI, and 13 runs in 28 games.
- Had a 12-game on-base streak to start the season, hitting .317 (13x41) with 7 doubles and 4 RBI over that stretch.
- In **2017**, spent season at Single-A Stockton.
- Began the season with a .289 avg through first 10 games. Hit safely in 9 of his first 10 games.
- Recorded a hit in 9 straight games from April 27-May 12.
- Hit first career home run on April 29 against San Jose. Hit his second career home run on May 4 against San Jose.
- Had been homerless in his first 276 career games.
- Threw out 38.6 percent of runners attempting to steal (17-of-44).
- In **2016**, spent the whole season at Single-A Beloit hitting .207 in 80 games.
- Led Midwest League, throwing out 46.1 percent of attempted base stealers (35-of-76).
- Had 38-game errorless streak from May 26-August 7.
- Missed time from June 9-24 with right thumb contusion, costing appearance in Midwest League All-Star Game.
- In **2015**, split season between Beloit (43 games) and Stockton (22).
- Threw out 40.3 percent of runners attempting to steal (29-of-72).
- Also pitched twice, allowing 2 unearned runs in 2.1 innings.
- His first career pitching appearance came on July 26 at Lancaster (1.1 IP, H, 2 R, 0 ER, SO, HR); second was on August 15 against Visalia (1.0 IP, H).
- Split **2014** season between Single-A Vermont, Beloit and Double-A Midland.
- Threw out 35.9 percent of runners attempting to steal (28-of-78).
- Spent **2013** season with the DSL Athletics. Hit .223 with 9 RBI in 30 games.
- Threw out 67.6 percent of runners attempting to steal base (25-of-37).
- Began professional career in **2012** with DSL Athletics, playing 35 games.
- Threw out 65.2 percent of runners attempting to steal (15-of-23) in 15 games at catcher.
- 3 straight multi-hit efforts from June 25-28, hitting 7-of-10 with 2 RBI and 2 doubles over that stretch.



2016: Midwest League Midseason All-Star



2018: Signed by Miami as Minor League free agent on 11/5
2012: Signed by Oakland as international free agent on 5/31

CHAVEZ'S BATTING HISTORY

YEAR	CLUB	AVG.	G	AB	R	H	2B	3B	HR	RBI	SH	SF	HBP	BB	SO	SB	CS	OBP	SLG	E
2021	Jacksonville (AAA)	.186	33	97	14	18	4	0	2	6	2	0	0	6	38	1	0	.269	.289	1
	Pensacola (AA)	.134	22	67	4	9	1	0	0	0	2	0	0	6	21	0	0	.205	.149	4
	Minors (8 yrs.)	.190	523	1638	136	312	58	1	8	95	38	6	19	103	423	9	8	.246	.242	34



2 INF JAZZ CHISHOLM JR.

HEIGHT
5'11"

WT
184

B/T
L/R

BORN
NASSAU, BS

DOB
FEBRUARY 11, 1998

CAREER HIGHLIGHTS

- Jasrado Hermis Arrington Chisholm Jr. entered the **2021** season as *MLB.com's* No. 66 overall and the Marlins No. 4 prospect.
- Played in 124 games. Hit .248 with 20 doubles, 18 home runs and 53 RBI. Added 4 triples. Of 18 home runs this season, 9 gave the Marlins the lead.
- Ranked among NL Rookies: 1st in stolen bases (23); 3rd in runs (70); T-3rd in home runs (18); 4th in hits (114) and RBI (52).
- Became the second Marlins rookie to have 15 home runs and 15 stolen bases in a season, joining Hanley Ramirez in 2006. The pair are also the only middle infielders in club history to accomplish the feat.
- Played in 21 games in **2020** and hit .161 with 2 home runs and 6 RBI.
- Made his Major League debut on September 1 against Toronto. Came in as a defensive replacement at shortstop. Recorded his first Major League hit on September 6 when he singled off the Rays' Aaron Loup at loanDepot park. Hit his first big league home run off Atlanta's Tommy Milone on September 9 at Truist Park.
- In his only playoff appearance, he went 1x3 with a double in Game 3 of the NL Division Series.
- Spent the entire **2019** season in the Double-A Southern League, playing in Jackson as a member of the Diamondbacks and then Jacksonville after being traded to Miami. At the time of the trade, Chisholm was with Jackson having just finished a 3 game series in Biloxi. Biloxi played host to Jacksonville the next day, allowing Chisholm to stay and play for his new team on August 1.
- In his first game with the Jumbo Shrimp, he went 3x4 with a home run and a triple.
- Hit .284 with 4 doubles, 2 triples, 3 home runs, and 10 RBI in 23 games for the Jumbo Shrimp.
- Named Diamondbacks Minor League Player of the Year in **2018** after he hit .272 AVG/.329 OBP/.513 SLG with 23 doubles, 6 triples, 25 home runs, 70 RBI, 39 walks, 17 stolen bases, and 79 runs scored in 112 games between Single-A Kane County and Single-A Adv. Visalia.
- Led all Diamondbacks Minor Leaguers with 25 home runs and ranked among the leaders in runs (3rd, 79), triples (T-5th, 6), RBI (7th, 70), slugging percentage (8th, .513), and walks (T-9th, 33).
- Played 29 games in **2017** all for Single-A Kane County. Hit .248 with 5 doubles, 2 triples, 1 home run, and 12 RBI.
- Played in 62 games in his first professional season in **2016**, all for Rookie-Level Missoula. Hit .281 with 12 doubles, a triple, 9 home runs, and 37 RBI.
- From Nassau, Bahamas and is one of 19 Bahamian-born players in affiliated ball.
- Was seen by American coaches the first time in 2010 when his U12 team won the Cal Ripken Little League World Series. The team, who usually used heavy wooden bats in the Bahamas, used metal bats for the first time in that tournament.
- Moved to the United States when he was 13 to play high school baseball at Life Prep Academy in Wichita, Kansas.
- Was signed by the D-backs on July 5, **2015**, at 17 years old, after scout Craig Shipley saw him play in the Bahamas. He was seen at a showcase centered around Lucius Fox, who is a prospect in the Rays' system and Chisholm's best friend.
- His grandmother, Patricia Coakley ("Grammy Pat"), played shortstop for the Bahamian national softball team in the 1980's and didn't retire until after her 60th birthday. She started a baseball academy for boys in the Bahamas in 1985. She began doing soft-toss with Jazz starting when he was 2 years old.
- Participated in the third annual Don't Blink Home Run Derby in Paradise in his native Bahamas in January 2020. The derby was held on a raised platform built on the beach that allowed hitters to hit into the Caribbean Sea.



HITS	3 - 2x; last, 8/28/21 vs. CIN
RUNS	3 - 9/20/21 vs. WSH
HOME RUNS	2 - 9/20/21 vs. WSH
RBI	3 - 7x; last, 10/2/21 vs. PHI
SB	2 - 4x; last, 8/24/21 vs. WSH
HIT STREAK	8 - 4/10/21 - 4/18/21
WALK-OFF HITS	None

Chisholm became the seventh player born in the Bahamas to play in a Major League game and the first since Andre Rodgers in 1967 to play shortstop. Rodgers was the first Big Leaguer from the Bahamas and took over the shortstop position for the Chicago Cubs when Ernie Banks moved to first base.



FRONT OFFICE

FIELD STAFF

PLAYERS

CLUB HISTORY

PLAYER DEVELOPMENT

OPPONENTS

GENERAL INFORMATION

 **2019:** Southern League Postseason All-Star
Southern League Player of the Week (May 5)
2018: Midwest League Midseason All-Star
Diamondbacks' Minor League Player of the Year
2016: Pioneer League Midseason All-Star



2021: Left Hamstring Strain (April 28 - May 16)



2019: Acquired by Miami from Arizona in exchange for RHP Zac Gallen on 7/31

2015: Signed by Arizona as international free agent on July 5; signed by Diamondbacks' scout Craig Shipley

CHISHOLM'S BATTING HISTORY

YEAR	CLUB	AVG.	G	AB	R	H	2B	3B	HR	RBI	SH	SF	HBP	BB	SO	SB	CS	OBP	SLG	E
2021	MIAMI	.248	124	464	70	115	20	4	18	53	2	3	4	34	145	23	8	.303	.425	24
	Minors (5 yrs.)	.256	318	1218	195	312	51	16	57	177	2	9	14	121	410	50	14	.328	.465	62
	MAJORS (2 yrs.)	.238	145	520	78	124	21	5	20	59	2	3	5	39	164	25	10	.296	.413	25

POSTSEASON HISTORY

YEAR	CLUB/OPP	SERIES	AVG.	G	AB	R	H	2B	3B	HR	RBI	SH	SF	HBP	BB	SO	SB	CS	OBP	SLG	E
2020	MIA/CHC	NLWC	.000	0	0	0	0	0	0	0	0	0	0	0	0	0	0	0	.000	.000	0
	MIA/ATL	NLDS	.333	1	4	0	1	1	0	0	0	0	0	0	1	0	0	0	.500	.667	0
	Totals		.333	1	4	0	1	1	0	0	0	0	0	0	1	0	0	0	.500	.667	0

CAREER FIELDING

POS	G	GS	INN	TC	PO	A	E	FLD%
2B	104	98	832.1	386	138	234	14	.964
SS	46	37	329.2	159	53	95	11	.931

HOME RUN BREAKDOWN

GRAND SLAMS	None
INSIDE-THE-PARK	1 - 7/10/21 vs. ATL
LEADOFF	3 - Last; 8/16/21 vs. ATL
PINCH HIT	None
WALK-OFF	None
MULTI-HR	1 - 9/20/21 vs WSH





26 INF/OF GARRETT COOPER

HEIGHT
6'5"

WT
235

B/T
R/R

BORN
TORRANCE, CA

DOB
DECEMBER 25, 1990

CAREER HIGHLIGHTS

- Garrett Nicholas Cooper played in 71 games for the Marlins in **2021**. Hit .284 with 9 home runs and 33 RBI. Made 38 starts in right field, 13 at first base and 2 at designated hitter.
- Recorded first career multi-homer games on July 7 vs. the Dodgers.
- Hit his first career walk-off home run against the Mets on May 22.
- Posted .329 average (25x76) in May (24 games), with 4 doubles, 1 triple, 3 home runs, and 11 RBI (.912 OPS).
- Had two stints on the Injured List. Missed 14 games from June 8-25 with a Lumbar Strain. Missed the rest of the season after suffering an elbow sprain on July 19.
- Played in 34 games in **2020**, hitting .283 with 6 home runs and 20 RBI.
- Hit a 3-run home run in the 1st inning of the Marlins playoff-clinching game against the Yankees on September 25.
- Hit a game-winning solo home run in the 7th inning of Game 2 of the Wild Card Series at Wrigley Field that sent Miami to the Division Series.
- Entered the **2019** season with 0 career home runs, and just 27 total games played in the Majors. Finished the season with 16 doubles, 1 triple, 15 home runs, and 50 RBI hitting .281 (107x421) across 107 games.
- Season ended on September 13 at San Francisco due to a left knee contusion.
- Batted .375 (15x40) with 3 doubles, 3 homers, and 7 RBI over his last 10 games.
- Hit his first career grand slam, a go-ahead homer in the 9th inning at Detroit on May 23.
- It was the third 2-out, go-ahead grand slam in the 9th inning or later in Club history (first on the road), also: Bobby Bonilla (Sept. 16, 1997 vs. Colorado, down 6-5 in 9th) and Giancarlo Stanton (May 13, 2012 vs. Mets, tied 4-4 in 9th).
- Had the longest on-base streak of the season, a 20-game streak from May 30 to June 23 (.408 avg; 31x76, 3 doubles, 1 triple, 4 home runs, 11 RBI, and 8 walks).
- Had second career game start on June 12 vs. St. Louis when he finished a double shy of the cycle.
- Was involved in back-to-back homers for the 4th time in 2019 on September 11 vs. Milwaukee; tied with 8 others for 2nd-most in Club history, behind Carlos Delgado (5 in 2005). - Elias Sports Bureau
- He became the first player in Club history to hit a go-ahead homer in the 7th inning or later in back-to-back games on Sept. 3 & 4 at Pittsburgh. first was a go-ahead 10th-inning solo shot; second a game-tying 2-run homer in the 7th inning.
- Miami was 10-5 when he homered, and 19-10 when he had an RBI.
- Limited to 14 games in **2018** due to two stints on injured list for right wrist injuries.
- Missed 85 games from April 5 (retro to April 2) through July 5 with a contusion after being hit by a pitch; suffered a sprain and returned to IL on July 24, eventually undergoing season-ending surgery to repair a torn tendon sheath.
- Was 1x7 with an RBI in just 4 games prior to first injury, suffered April 1 vs. Cubs.
- Prior to return from first IL stint, hit .300 (9x30) with a double, a home run, and 5 RBI in 9 rehab games with Triple-A New Orleans, and was 2x3 in 2 rehab games for Single-A Jupiter.
- Returned from rehab on July 5; recalled from 60-day IL July 6.
- Went 6x26 (.231) with 2 runs scored, a double, and an RBI in 10 games for Miami prior to season-ending IL stint.
- In **2017**, made Major League debut in July 14 loss at Boston, after having contract selected from Triple-A Scranton/Wilkes-Barre prior to game. Made start at first base and went 0x4.
- Collected first MLB hit with 5th-inning double off David Price in 2nd game of July 16 doubleheader at Boston.
- Went 3x4 with 1 run scored, 2 doubles and 1 RBI in July 17 loss at Minnesota, recording first career run scored and RBI. Marked first career multi-hit game.
- Had 3 straight multi-hit games from August 8-10 in Toronto, batting .667 (8x12) with 1 run, 2 doubles, and 4 RBI.
- Was 4x5 with 1 run, a double and 2 RBI in August 9 win at Toronto, his 10th career game. Became just second Yankee since 2000 to collect at least 4 hits in a game within his first 10 Major League games (also Gary Sánchez, 4x5 on August 10, 2016 at Boston in his 9th game).
- Placed on 10-day injured list from August 17-September 9 with left hamstring tendonitis, missing 22 games. Returned from rehab, reinstated from IL and optioned to Scranton/WB on September 9.



HITS	4 - 2x; last, 6/4/19 at MIL
RUNS	4 - 2x; last, 6/25/21 vs. WSH
HOME RUNS	2 - 7/7/21 vs. LAD
RBI	4 - 3x; last, 8/30/20 vs. TB
SB	1 - 7/5/21 vs. LAD
HIT STREAK	14 - 6/6/19 - 6/23/19
WALK-OFF HITS	1 - last, 7/7/21 vs. LAD

FRONT OFFICE

FIELD STAFF

PLAYERS

CLUB HISTORY

PLAYER DEVELOPMENT

OPPONENTS

GENERAL INFORMATION

- Overall, hit .326 (14x43) with 3 runs, 5 doubles, 1 triple and 6 RBI in 13 games (13 starts at first base) over 2 stints with Yankees (July 14-31 and August 6-September 9).
- Among Yankees to debut in Majors since 1950, his 14 hits through his first 11 career games (July 14-August 10) were tied for most (Yangervis Solarte, 14x39 in 2014).
- In 2017, combined to hit .377 (124x349) with 35 doubles, 1 triple, 18 home runs and 90 RBI in 90 games between Triple-A Colorado Springs, Double-A Trenton, Triple-A Scranton/Wilkes-Barre and the Yankees.
- Began season with Triple-A Colorado Springs in Milwaukee's system, hitting .366 (102-for-279) with 64 runs, 29 doubles, 17 home runs, 82 RBI and 33 walks. At time of All-Star break, led all Triple-A players in batting average and doubles: ranked 2nd in Pacific Coast League in RBI, OBP (.428), and SLG (.652), was tied for 2nd with 46 extra-base hits and was 3rd in runs scored.
- Went 1x3 with 1 run scored and 1 RBI in Triple-A All-Star Game on July 12 at Cheney Stadium in Tacoma, WA.
- Traded to Yankees on July 13, assigned to Triple-A Scranton/WB, but had contract selected and made MLB debut on July 14 at Boston.
- MLB stint ended with trip to IL from August 17-September 9; optioned to Scranton/WB upon reinstatement on September 9.
- In **2016**, hit .319 with 18 doubles, a triple and 2 home runs in 63 games in 1st half with Double-A Biloxi to earn Southern League Midseason All-Star honors.
- Promoted to Triple-A Colorado Springs on July 26 and hit .317 with 5 home runs and 19 RBI in 30 games in August and September.
- Led all Brewers minor leaguers with a .310 (140x451) batting average in 128 games between Class-A Brevard County and Double-A Biloxi in **2015**.
- Hit .283 with 6 home runs and 30 RBI in 48 games between Rookie Helena and Class-A Wisconsin in **2013**.
- Connected for 2 solo home runs in first professional game on June 20 at Missoula, including a homer in first plate appearance.
- Played first two collegiate seasons at El Camino Community College in Torrance, California, where he was a two-time All-South Coast Conference selection (2010-11).
- Transferred to Auburn University for junior and senior seasons and was named a Second-Team All-SEC selection as a senior in 2013.
- He is the youngest of seven children.



2017: Acquired by Miami with LHP Caleb Smith from Yankees in exchange for RHP Michael King and international signing bonus pool money on 11/20

Acquired by New York-AL from Milwaukee in exchange for LHP Tyler Webb on 7/13

2013: Selected by Milwaukee in sixth round of First-Year Player Draft; signed by Brewers' scout Scott Nichols



2017: Pacific Coast League Midseason All-Star
2016: Southern League Midseason All-Star



2021: Left Elbow Sprain (July 29 - season)
Lumbar Strain (June 8 - June 25)

2020: Undisclosed (July 27-August 28)

2019: Left hand contusion (May 3-11)
Left calf strain (March 31-April 30)

2018: Torn tendon sheath, right wrist (July 24-season)
Right wrist contusion (April 5-July 5)

2017: Left hamstring tendinitis (August 17-September 9)

COOPER'S BATTING HISTORY

YEAR	CLUB	AVG.	G	AB	R	H	2B	3B	HR	RBI	SH	SF	HBP	BB	SO	SB	CS	OBP	SLG	E
2021	MIAMI	.284	71	215	30	61	10	1	9	33	0	1	4	30	68	1	1	.380	.465	1
	Minors (8 yrs.)	.306	477	1645	229	503	119	7	47	275	1	15	26	155	337	5	4	.372	.472	13
	MAJORS (5 yrs.)	.282	329	792	107	223	40	3	30	111	0	4	12	79	233	1	1	.354	.453	4

POSTSEASON HISTORY

YEAR	CLUB/OPP	SERIES	AVG.	G	AB	R	H	2B	3B	HR	RBI	SH	SF	HBP	BB	SO	SB	CS	OBP	SLG	E
2020	MIA/CHC	NLWC	.250	2	8	1	2	0	0	1	1	0	0	0	1	3	0	0	.333	.625	0
	MIA/ATL	NLDS	.100	3	10	1	1	1	0	0	2	0	0	0	2	2	0	0	.250	.450	0
	Totals		.167	5	18	2	3	1	0	1	3	0	0	0	3	5	0	0	.286	.389	0

CAREER FIELDING

POS	G	GS	INN	TC	PO	A	E	FLD%
1B	124	112	944.0	860	794	63	3	.997
LF	6	3	31.2	9	8	1	0	1.000
RF	75	73	584.0	129	123	5	1	.992

HOME RUN BREAKDOWN

GRAND SLAMS	2 - Last; 5/23/19 at DET
INSIDE-THE-PARK	None
LEADOFF	None
PINCH HIT	None
WALK-OFF	1 - 5/22/21 vs. NYM
MULTI-HR	1 - 7/2/21 vs. LAD



14 OF BRYAN DE LA CRUZ

HEIGHT
6'2"

WT
212

B/T
R/R

BORN
SANTO DOMINGO ESTE, DR

DOB
DECEMBER 16, 1996

CAREER HIGHLIGHTS

- Bryan Starling De La Cruz played in 58 games for the Marlins in **2021** after being acquired from the Houston Astros with RHP Austin Pruitt on July 28 in exchange for RHP Yimi Garcia. Hit .296 with 5 home runs, 7 doubles, and 19 RBI.
- Made MLB debut on July 30 vs. Yankees, going 0x4; MLB debut then changed to April 11 due to resumption of previously suspended game vs. Mets (1x3; 1 RBI, 1 BB).
- Had 55 hits in his first 50 career games, good for 7th-most in Marlins History.
- Hit his first career grand slam on August 13. Became the first Marlins rookie to hit a grand slam since Lewis Brinson in 2018.
- Recorded first career walk-off hit and RBI on September 8 vs. Mets (RBI-single off Edwin Diaz).
- Hit .384 (33x86) with 4 doubles, 2 home runs, and 8 RBI in August (25 games). Tied with F. Schwindel (Cubs) for most hits in August among all rookies.
- Ranked T-9th among all rookies with 57 hits after the All-Star break.
- Did not play in **2020**.
- Split **2019** between Double-A Corpus Christi and Advanced-A Fayetteville. Batted .280 with 28 doubles and a .340 OBP in 105 total games.
- Hit .283 with 4 home runs and 24 RBI in 63 games for Corpus Christi. Hit .276 with 4 home runs and 19 RBI in 41 games for Fayetteville.
- Split the **2018** season between Single-A Quad Cities and Advanced-A Bues Creek, batting .289 in 119 total games. Named to the 2018 Midwest League Midseason All-Star Team while with Quad Cities.
- Appeared at three levels of the Astros system in **2017**: Double-A Corpus Christi (10 games), Single-A Quad Cities (10 games), and Short Season-A Tri-City (40 games). Combined to hit .244 with 2 home runs and 21 RBI.
- Spent the **2016** season with Short Season-A Tri-City (16 games) and Rookie-level Greeneville (28 games). Combined to hit .239 with 3 home runs and 18 RBI.
- Played in 44 games with the Rookie-level Gulf Coast League Astros in **2015**. Hit .242 in his first season in the United States.
- Played 59 games for the Dominican Summer League Astros in **2014**. Hit .262 with a home run and 22 RBI.
- Signed with the Astros as a 16-year-old international free agent on September 24, 2013.



HITS 3 - 6x; last, 9/25/21 at TB
RUNS 3 - 9/15/21 at WSH
HOME RUNS 1 - 2x; last, 9/15/21 at WSH
RBI 4 - 8/13/21 vs. CHC
SB 1 - 8/26/21 vs. WSH
HIT STREAK 5 - 3x; last, 8/24/21 - 8/28/21
WALK-OFF HITS 1 - last, 9/8/21 vs. NYM



2021: Acquired by Miami from Houston with RHP Austin Pruitt in exchange for RHP Yimi Garcia on 7/28.

2013: Signed with Houston as an international free agent on 9/24



No MLB Injury History



2018: Midwest League Midseason All-Star

DE LA CRUZ'S BATTING HISTORY

YEAR	CLUB	AVG.	G	AB	R	H	2B	3B	HR	RBI	SH	SF	HBP	BB	SO	SB	CS	OBP	SLG	E
2021	MIAMI	.296	58	199	17	59	7	2	5	19	0	1	1	18	53	1	1	.356	.427	3
	Sugar Land (AAA)	.324	66	272	48	88	17	0	12	50	0	3	1	17	59	2	4	.362	.518	0
	Minors (7 yrs.)	.276	497	1810	24	500	88	18	28	228	6	24	16	189	411	37	28	.346	.391	32
	MAJORS (1 yr.)	.296	58	199	17	59	7	2	5	19	0	1	1	18	53	1	1	.356	.427	3

CAREER FIELDING

POS	G	GS	INN	TC	PO	A	E	FLD%
LF	16	11	98.2	14	14	0	0	1.000
CF	24	23	199.1	58	55	2	1	.983
RF	23	19	175.0	47	44	1	2	.957

HOME RUN BREAKDOWN

GRAND SLAMS	1 - 8/13/21 vs. CHC
INSIDE-THE-PARK	None
LEADOFF	None
PINCH HIT	None
WALK-OFF	None
MULTI-HR	None



61 INF JOSÉ DEVERS

HEIGHT
6'0"

WT
174

B/T
L/R

BORN
SAMANA, DR

DOB
DECEMBER 7, 1999

CAREER HIGHLIGHTS

- Jose Rodolfo Devers entered the **2021** season as MLB.com's No. 10 Marlins prospect.
- Played in 21 games for the Marlins after making his MLB debut on April 24 in San Francisco. Following an 0x6 start over his first 4 games; went 10x35 (.286) over next 17 games.
- Became the first Marlin 21 years and 138 days old or younger to make his MLB debut since June 2010 when Giancarlo Stanton debuted at 20 and 212 days. Became the 10th non-pitcher to make his MLB debut with the Marlins under the age of 22. Only Robert Andino (21.132), Luis Castillo (20.331), Giancarlo Stanton (20.212), Miguel Cabrera (20.063) and Edgar Rentaria (19.277) debuted at a younger age.
- Batted first in lineup on June 4 at Pittsburgh.
- Became the 3rd-youngest player to lead off a game with the Marlins. Only INF Luis Castillo (20.331) on August 8, 1996 and Cameron Maybin (21.167) on September 18, 2008 led off a game at a younger age for the Marlins. h/t *Elias Sports Bureau*
- Recorded first career hit on May 2 at Washington, infield single vs. Max Scherzer.
- Played 12 games for Triple-A Jacksonville. Hit .231 in 39 at-bats.
- Did not play in **2020** but was a part of the Marlins 60-man Player Pool in Jupiter.
- Split time between Single-A Clinton and Advanced-A Jupiter **2019**.
- Posted 16 multi-hit games including 5 games of 3-or-more hits across all 3 levels.
- Battled injuries for most of the season, but played in 47 total games, (3 in Clinton, 11 on rehab assignment with GCL, and 33 for Jupiter).
- In 33 games with Jupiter, he hit .325 with 3 doubles, a triple, 3 RBI, and 5 stolen bases at the age of 19.
- Tied a career-high with 4 hits against Charlotte on May 4, going 4x5 with a double.
- Played for the Salt River Rafters in the Arizona Fall League, hitting .262 with 3 doubles and helping the team to an AFL Championship.
- At just 18 years old, Devers played 85 games for Single-A Greensboro in **2018** before being promoted to Jupiter in August, but was sidelined with a forearm strain after just 2 games.
- Hit .273 with 12 doubles, 4 triples, and 24 RBI with Greenboro, while swiping 13 bases.
- Made his debut in the United State at the age of 17 in **2017**.
- Played 42 games for the GCL Yankees hitting .246 with 7 doubles, 3 triples, and a home run.
- Played 11 games for the DSL Yankees in 2017, hitting .239 with 2 doubles, a triple, and 7 RBI.
- Cousin of Boston Red Sox infielder Rafael Devers.



2019: Florida State League Midseason All-Star
2018: South Atlantic League Midseason All-Star



2021: Right Shoulder Impingement (June 14 - season)



2017: Acquired by Miami with INF Starlin Castro and RHP Jorge Guzman from New York-AL in exchange for Giancarlo Stanton on 12/11

2016: Signed with New York-AL as an international free agent on 7/2

DEVERS' BATTING HISTORY

YEAR	CLUB	AVG.	G	AB	R	H	2B	3B	HR	RBI	SH	SF	HBP	BB	SO	SB	CS	OBP	SLG	E
2021	MIAMI	.244	21	41	7	10	3	0	0	5	0	1	1	3	11	0	0	.304	.317	1
	Jacksonville (AAA)	.231	12	39	4	9	1	1	0	3	1	0	0	1	5	0	0	.250	.308	1
	Minors (4 yrs.)	.275	199	745	97	205	30	10	1	52	7	4	20	49	117	37	10	.335	.346	34
	MAJORS (1 yr.)	.325	33	126	13	41	3	1	0	3	0	0	4	8	20	5	0	.384	.365	1

CAREER FIELDING

POS	G	GS	INN	TC	PO	A	E	FLD%
2B	13	7	64.2	23	5	18	0	1.000
SS	5	4	29.0	10	5	4	1	.900

FRONT OFFICE

FIELD STAFF

PLAYERS

CLUB HISTORY

PLAYER DEVELOPMENT

OPPONENTS

GENERAL INFORMATION



34 INF LEWIN DÍAZ

HEIGHT
6'4"

WT
217

B/T
L/L

BORN
SANTIAGO, OR

DOB
NOVEMBER 19, 1996

CAREER HIGHLIGHTS

- Lewin Jose Diaz entered the **2021** season as the Marlins No. 6 prospect according to *MLB.com*.
- Played in 40 games with the Marlins. Hit .205 with 8 home runs and 13 RBI.
- Posted .772 OPS in September (21 games), with .500 SLG (3 doubles, 1 triple, 5 home runs, 8 RBI). Tied for 3rd among NL rookies in home runs in September; teammate J. Sanchez was T-1st among all rookies.
- Recorded first career walk-off HR September 19 vs. Pittsburgh (2 run-homer off Chad Kuhl in 10th inning). Recorded first career multi-home run game on September 14, with 2 home runs at Washington. Hit first career home run on June 12 vs. Atlanta, pinch-hit, solo home run off Max Fried.
- Played 74 games for Triple-A Jacksonville. Finished 11th in the Triple-A East with 20 home runs. Earned Jacksonville MVP honors.
- Played in 14 games in **2020**, hitting .154 in 39 at-bats. He added 2 doubles and 3 RBI.
- Made his Major League debut on August 15 against Atlanta. He entered as a pinch hitter and recorded a single off Mark Melancon.
- Began the **2019** season at Advanced-A Fort Myers where he hit .290 with 13 home runs, 11 doubles, and 36 RBI in 57 games before earning a promotion to Double-A Pensacola in June.
- Batted .302 with 6 home runs in 33 games in Pensacola before the trade to Miami.
- Hit .200 with 8 home runs for Double-A Jacksonville in 31 games in his introduction to the Marlins. Homered in 7 of his first 15 games for Jacksonville, including 1 in each of his first 3 games.
- Named Florida State League Mid-Season All-Star in **2018**, hit .221 (46x208) with 10 doubles, 3 triples, 4 home runs, and 27 RBI before the All-Star break.
- Named Midwest League Mid-Season All-Star in 2017. Hit .271 (68x251) with 21 doubles, 7 home runs and 38 RBI in the first half.
- Named MWL Player of the Week for the week of May 7, hit .400 (10x25) with 5 doubles, 2 home runs, 9 RBI and 4 runs scored.
- Spent entire **2017** season with Single-A Cedar Rapids as the everyday first baseman... hit 2 home runs in same game for first time in his career May 2, driving in 5. Named Midwest League Player of the Week May 7. Hit .271 (68x251) with 21 doubles and 7 home runs in the first half earning a spot on the MWL Midseason All-Star team.
- Finished the season with the most doubles, 4th-most hits, and 6th-best average in the MWL.
- Spent entire **2016** season with Rookie Elizabethton. Went 2x4 with a double and a home run in his first game of the season. Had 14-game hitting streak July 4-20.
- Finished 2nd in the Appy League in both slugging percentage (.575) and extra-base hits (26), and 10th in batting average (.310). Batted .500 (7x14) with 2 home runs and 3 doubles in 3 postseason games against Johnson City.
- Began **2015** season with the GCL Twins. Transferred to Rookie Elizabethton August 9 and finished the season with the E-Twins. Rated as the 21st best prospect in the Twins system by *Baseball America* following the season.
- Made his professional debut in **2014**, playing in 43 games for the DSL Twins. Hit .257 with 13 doubles, 5 home runs, and 27 RBI.



HITS	2 - 7x; last, 10/1/21 vs. PHI
RUNS	2 - 3x; last, 9/19/21 vs. PIT
HOME RUNS	2 - 9/14/21 at WSH
RBI	2 - 4x; last, 9/28/21 at NYM
SB	None
HIT STREAK	6 - 9/17/21 - 9/22/21
WALK-OFF HITS	1 - last, 9/19/21 vs. PIT



FRONT OFFICE

FIELD STAFF

PLAYERS

CLUB HISTORY

PLAYER DEVELOPMENT

OPPONENTS

GENERAL INFORMATION



2019: Acquired by Miami from Minnesota in exchange for RHP Sergio Romo and RHP Chris Vallimont on 7/27

2013: Signed with Minnesota as an international free agent on 11/21



No MLB Injury History



2021: Jacksonville Most Valuable Player

2019: Dominican Winter League Rookie of the Year

Florida State League Midseason All-Star

Florida State League Player of the Week (May 19)

2018: Florida State League Midseason All-Star

2017: Midwest League Midseason All-Star

Midwest League Player of the Week (May 7)

2016: Appalachian League Postseason All-Star

L. DIAZ'S BATTING HISTORY

YEAR	CLUB	AVG.	G	AB	R	H	2B	3B	HR	RBI	SH	SF	HBP	BB	SO	SB	CS	OBP	SLG	E
2021	MIAMI	.205	40	122	16	25	4	1	8	13	0	0	0	6	33	0	0	.242	.391	0
	Jacksonville (AAA)	.248	74	278	52	69	15	0	20	51	0	1	7	26	60	2	0	.538	.636	2
	Minors (7 yrs.)	.265	532	1970	244	522	128	9	83	314	0	24	29	149	387	7	2	.322	.465	26
	MAJORS (2 yrs.)	.193	54	161	18	31	6	1	8	16	0	0	0	8	45	0	0	.231	.391	0

CAREER FIELDING

POS	G	GS	INN	TC	PO	A	E	FLD%
1B	43	39	343.2	332	292	40	0	1.000

HOME RUN BREAKDOWN

GRAND SLAMS	None
INSIDE THE PARK	None
LEADOFF	None
PINCH HIT	None
WALK-OFF	1 - 9/19/21 vs. PIT
MULTI-HR	1 - 9/14/21 at WSH



FRONT OFFICE

FIELD STAFF

PLAYERS

CLUB HISTORY

PLAYER DEVELOPMENT

OPPONENTS

GENERAL INFORMATION



64 OF JERAR ENCARNACIÓN

HEIGHT
6'5"

WT
239

B/T
R/R

BORN
BAYAGUANA, DR

DOB
OCTOBER 22, 1997

CAREER HIGHLIGHTS

- Jerar Luis Encarnación enters the 2022 season as the Marlins No. 24 prospect according to *MLB.com*.
- Appeared in 63 games for Double-A Pensacola in **2021**. Appeared in 28 games in right field, 17 games at first base, 12 games in left field, and 8 games as the designated hitter.
- Hit .222 with 9 home runs, 12 doubles and 28 RBI.
- Did not play in **2020** but spent the season at the Marlins Alternate training site in Jupiter.
- Entered the 2021 season as the Marlins No. 23 prospect according to *MLB.com*.
- Split his breakout **2019** season between Single-A Clinton and High-A Jupiter, combining to play in 135 games and hitting .276 with 26 doubles, a triple, 16 home runs, and a Marlins Minor League system leading 71 RBI.
- Played 68 games in Clinton, hitting .298 with 16 doubles, 10 home runs, and 43 RBI; in 67 games in Jupiter, hit .253 with 10 doubles, a triple, 6 home runs, and 28 RBI.
- Finished the season with 18 outfield assists. Had 13 outfield assists in 63 games in Clinton and 5 in 32 games.
- Played for the Salt River Rafters of the Arizona Fall League at the end of the season and launched a game-deciding grand slam in the Championship Game off of now teammate Sterling Sharp, who was pitching for the Washington Nationals organization before he was picked by the Marlins in the Rule 5 Draft.
- Hit .269 with 3 home runs and 16 RBI in 19 games in the AFL.
- Split **2018** between Short Season-A Batavia and Single-A Greensboro, hitting a combined .236 with 14 doubles, 2 triples, and 4 home runs in 59 games.
- Spent **2017** with the Rookie-level GCL Marlins playing in 42 games and hitting .266 with 7 doubles, 3 triples, 5 home runs and 26 RBI.
- Did not sign with the Marlins until he was almost 18 in 2015 and joined the DSL Marlins in **2016**.



2015: Signed by Miami as an international free agent on 9/8; signed by Marlins' scouts Albert González and Sandy Nin



2019: Midwest League Midseason All-Star
2018: New York-Penn League Midseason All-Star

ENCARNACIÓN'S BATTING HISTORY

YEAR	CLUB	AVG.	G	AB	R	H	2B	3B	HR	RBI	SH	SF	HBP	BB	SO	SB	CS	OBP	SLG	E
2021	Pensacola (AA)	.222	63	230	24	51	12	1	9	28	0	1	5	24	99	5	5	.308	.400	5
	Jupiter (A)	.200	2	5	1	1	0	0	0	1	0	0	0	1	3	0	0	.333	.200	1
	Minors (5 yrs.)	.253	315	1189	150	301	61	8	35	159	1	4	13	85	384	15	12	.309	.406	14

FRONT OFFICE
FIELD STAFF
PLAYERS
CLUB HISTORY
PLAYER DEVELOPMENT
OPPONENTS
GENERAL INFORMATION



36 RHP DYLAN FLORO

HEIGHT
6'2"

WT
203

B/T
L/R

BORN
MERCED, CA

DOB
DECEMBER 27, 1990

CAREER HIGHLIGHTS

- Dylan Lee Floro pitched in a career-high 68 games and tied a career-high with 64.0 innings pitched in **2021**. Finished the season 6-6 with a 2.81 ERA. Converted 15 saves in 21 chances. Had 0 career saves entering the season. Assumed the closer role after Yimi Garcia was traded at the trade deadline.
- Recorded his first career save on May 24 vs. Philadelphia. He retired 1 batter and needed only 4 pitches.
- Picked up first 4-out save on August 2 vs. New York Mets. Pitched 1.1 innings and allowed just 1 hit.
- Went 3-0 with a 2.59 ERA in 25 games for the World Series Champion Los Angeles Dodgers in **2020**. He struck out 19 and walked just 4 in 24.1 innings. His 1.48 BB/9 ranked 7th among National League relievers.
- Made 6 postseason relief appearances in 2020, including 3 in the World Series.
- In the Dodgers' World Series clinching win in Game 6, Floro was tasked with facing Randy Arozarena, who had earlier in the game hit his postseason record 10th home run, with 2 men on and down a run in the 2nd inning. Floro threw 3 changeups and struck Arozarena out.
- In his first full season with the Dodgers in **2019**, he went 5-3 with a 4.24 ERA (46.2 IP/22 ER) while posting a 1.29 WHIP and striking out 42 batters.
- Did not allow an earned run until May 11, recording a career-long 17.1 scoreless inning streak to start the season.
- Went 2-0 with a 2.28 ERA (23.2 IP/6 ER) in 24 games at home compared to a 3-3 mark and a 6.26 ERA (23.0 IP/16 ER) in 26 road games.
- His 51.1 ground ball percentage ranked 23rd among National League relievers.
- Went 0-0 with a 2.08 ERA (4.1 IP/1 ER) in 6 games with Triple-A Oklahoma City, striking out 5 batters against 4 walks while limiting hitters to a .188 average.
- In 54 combined games with the Reds and Dodgers in **2018**, went 6-3 with a 2.25 ERA (64.0 IP/16 ER) and limited the opposition to a .237 average. Struck out 58 batters against 23 walks, while posting a 1.25 WHIP.
- Finished the season with the 7th-best ERA among National League relievers and tied for 7th in wins.
- Acquired from the Reds in a four-player trade on July 4.
- In 25 games with the Reds, went 3-2 with a 2.72 ERA (36.1 IP/11 ER). Started the season with Triple-A Louisville before having his contract selected by Cincinnati on April 13.
- Made his Dodger debut on July 8 and finished the season going 3-1 with a 1.63 ERA (5 ER/27.2 IP), while holding hitters to a .182 average in 29 games with Los Angeles. Struck out 31 batters against just 11 walks during that span. Finished the season tossing scoreless relief in 14 of his last 15 relief appearances (13.0 IP) since August 14, while going 2-0 with a 0.69 ERA and striking out 14 against 6 walks.
- Appeared in 8 postseason games, posting an 0-1 record with a 3.86 ERA (7.0 IP/3 ER), holding batters to a .240/.345/.320 slash line. Struck out 8 batters and allowed 4 walks.
- In 3 relief appearances with the Cubs in **2017**, he posted a 6.52 ERA (9.2 IP/7 ER), striking out 6.
- Made 2 starts and 34 relief appearances with Triple-A Iowa and Oklahoma City, going 3-3 with a 4.20 ERA, while posting a 1.383 WHIP. Struck out 38 and walked 11.
- Made his Major League debut with Tampa Bay on July 7, **2016** against the Angels, allowing 1 run on 3 hits, while striking out 2 batters in 1.1 innings of relief.
- Went 0-1 with a 4.20 ERA in 12 games with the Rays, striking out 14 batters against 5 walks.
- Selected as an International League All-Star with Triple-A Durham.
- In **2015**, went 9-12 with a 5.02 ERA with Triple-A Durham, posting a 1.364 WHIP and striking out 81 batters in 132.2 innings.
- At Double-A Montgomery in **2014**, led all minor league pitchers in innings pitched while leading the Southern League in starts, complete games, and shutouts. Ranked 2nd in the SL in fewest walks per 9 innings (1.21) and walked fewer than 2 batters in 24 of his 28 starts.
- Midwest League All-Star and was named Rays' Minor League Pitcher of the Year after leading their system with a 1.77 ERA in **2013**.



INNINGS PITCHED	4.1 - 5/9/17 at COL
STRIKEOUTS	5 - 5/9/17 at COL
SCORELESS IP	12.0 - 4/18/21 to 5/16/21
WIN STREAK	1 - 20x; Last 9/20/21
LOSS STREAK	1 - 7x; Last, 6/18/19



FRONT OFFICE

FIELD STAFF

PLAYERS

CLUB HISTORY

PLAYER DEVELOPMENT

OPPONENTS

GENERAL INFORMATION

- Married to his wife Amber. Has two daughters named Ryleigh and Hadlee.
- Graduated from Buhach Colony High School in Atwater, CA and attended Cal State-Fullerton where he was named Big West Conference Pitcher of the Year in 2012.

FRONT OFFICE

FIELD STAFF

PLAYERS

CLUB HISTORY

PLAYER DEVELOPMENT

OPPONENTS

GENERAL INFORMATION



2021: Acquired by Miami with from Los Angeles-NL in exchange for LHP Alex Vesia and RHP Kyle Hurt on 2/12.

2018: Acquired by Los Angeles-NL with RHP Zach Neal and international bonus slot money from Cincinnati in exchange for RHP James Marinaro and RHP Aneurys Zabala on 7/4.

Signed as a Free Agent with the Cincinnati Reds on 1/8.

2017: Selected off waivers by the Los Angeles-NL from the Chicago Cubs on 8/4.

Selected off waivers by the Chicago Cubs from the Tampa Bay Rays on 1/17.

2012: Selected by Tampa Bay in the 13th round of the 2012 First-Year Player Draft.

FLORO'S PITCHING HISTORY

YEAR	CLUB	W-L	ERA	G	GS	CG	SHO	SV	SVO	IP	H	R	ER	HR	HB	BB	SO	WP	BK
2021	MIAMI	6-6	2.81	68	0	0	0	15	21	64.0	53	25	20	2	0	25	62	1	0
	Minors (8 yrs.)	39-34	3.37	170	75	6	3	11	15	599.0	653	269	224	34	8	95	399	29	3
	MAJORS (6 yrs.)	20-13	3.18	212	0	0	0	0	24	223.2	217	89	79	12	4	73	201	6	2

BATTING HISTORY

YEAR	CLUB	AVG.	G	AB	R	H	2B	3B	HR	RBI	SH	SF	HBP	BB	SO	SB	CS	OBP	SLG	E
2021	MIAMI	.000	65	0	0	0	0	0	0	0	0	0	0	0	0	0	0	.000	.000	0
	MAJORS (6 yrs.)	.000	164	10	0	0	0	0	0	0	1	0	0	0	5	0	0	.000	.000	1

POSTSEASON HISTORY

YEAR	CLUB/OPP	SERIES	W-L	ERA	G	GS	CG	SHO	SV	SVO	IP	H	R	ER	HR	HB	BB	SO	WP	BK
2018	LAD/ATL	NLDC	0-0	0.00	1	0	0	0	0	0	0.1	0	0	0	0	0	0	0	0	0
	LAD/MIL	NLCS	0-0	0.00	5	0	0	0	0	0	4.1	3	0	0	0	0	2	5	0	0
	LAD/BOS	WS	0-1	11.57	2	0	0	0	0	0	2.1	3	3	3	0	0	2	3	0	0
2020	LAD/MIL	NLWC	0-0	0.00	0	0	0	0	0	0	0.0	0	0	0	0	0	0	0	0	0
	LAD/SDP	NLDS	0-0	0.00	1	0	0	0	0	0	1.0	1	0	0	0	0	0	1	0	0
	LAD/ATL	NLCS	0-0	3.86	2	0	0	0	0	0	2.1	2	3	1	1	0	1	4	0	0
	LAD/TBR	WS	0-0	9.00	3	0	0	0	0	0	2.0	2	2	2	0	0	0	2	0	0
	Division Series		0-0	0.00	2	0	0	0	0	0	1.1	1	0	0	0	0	0	1	0	0
	League Championship Series		0-0	1.35	7	0	0	0	0	0	6.2	5	3	1	1	0	3	9	0	0
	World Series		0-1	10.38	5	0	0	0	0	0	4.1	5	5	5	0	0	2	5	0	0
	TOTALS		0-1	4.38	14	0	0	0	0	0	12.1	11	8	6	1	0	5	15	0	0



2016: International League All-Star

2013: Midwest League All-Star



2019: Left intercostal strain (August 21 - September 1)

Neck Inflammation; (July 19-31)



54 ^C NICK FORTES

HEIGHT
5'11"

WT
198

B/T
R/R

BORN
DELAND, FL

DOB
NOVEMBER 11, 1996

Rookie

CAREER HIGHLIGHTS

- Nicholas Fortes played in 14 games for Miami in **2021**. Hit .290 with 4 home runs and 7 RBI.
- Made MLB debut on September 18 vs. Pittsburgh; became eighth player in club history to hit a home run in debut. Had a home run in each of first 2 career starts, becoming first player in club history to do so. Became first player in club history to hit a home run in 3 of first 5 Major League games.
- Opened 2021 season with Double-A Pensacola, batting .251 average with .697 OPS.
- Posted .237 average and .700 OPS, with 4 home runs and 21 RBI in 38 games with Triple-A Jacksonville.
- Did not play in **2020**.
- Spent all of **2019** with Advanced-A Jupiter playing in 76 games. Hit .217 with 3 home runs and 29 RBI. Added 11 doubles and a pair of triples.
- Limited to just 19 total games across 3 levels in **2018**. Played 11 games for the GCL Marlins, 3 games for Short Season-A Batavia and 5 games for Single-A Greensboro.
- Selected by the Marlins in the fourth round of the 2018 Draft out of the University of Mississippi.
- As a junior in 2018, started all 65 games (46 at catcher, 16 at first base, and 3 in right field). Hit .319 with 11 home runs, 12 doubles, .519 slugging percentage, scored 56 runs, and drove in 49.
- Stole 14 bases in 20 attempts.
- Had 4 multi-hit games in SEC Tournament, including 4-for-4 effort with 2 runs scored in Championship Game against LSU, becoming just the third player in history with 4 or more hits in the SEC Tournament Championship Game.
- Earned SEC Tournament MVP and All-Tournament Team honors.
- Attended Deland High School where he lettered four years.
- Posted a .385 batting average with 2 homers and 32 RBI as a senior, collecting 2015 Second-Team All-American and First Team All-Region honors by Perfect Game.
- Two-time Bright House Networks Player of the Year and Florida Athletic Coaches Association (FACA) All-Star.
- Hit .512 as a junior with 6 home runs and 40 RBI, earning Perfect Game Underclass First Team All-American accolades.
- Named The Daytona Beach News-Journal Player of the Year and the FACA Player of the Year in 2014.



HITS	2 - 3x; last, 9/25/21 at TBR
RUNS	2 - 10/3/21 vs. PHI
HOME RUNS	1 - 4x; last 10/3/21 vs. PHI
RBI	2 - 3x; last, 10/3/21 vs. PHI
SB	1 - 9/25/21 at TBR
HIT STREAK	3 - 9/20/21 - 9/22/21
WALK-OFF HITS	None



2021: MiLB Organizational All-Star



2018: Selected in the fourth round of the First Year Player Draft.



No MLB Injury History

FORTES' BATTING HISTORY

YEAR	CLUB	AVG.	G	AB	R	H	2B	3B	HR	RBI	SH	SF	HBP	BB	SO	SB	CS	OBP	SLG	E
2021	MIAMI	.290	14	31	6	9	0	0	4	7	0	0	0	3	8	1	0	.353	.677	0
	Pensacola (AA)	.251	57	195	21	49	10	1	3	23	0	3	5	22	36	5	2	.338	.359	0
	Jacksonville (AAA)	.237	38	135	16	32	7	0	4	21	0	0	7	10	18	0	0	.322	.378	3
	Minors (3 yrs.)	.232	190	655	71	152	30	3	10	84	0	10	19	68	108	6	3	.318	.333	16
	MAJORS (1 yr.)	.290	14	31	6	9	0	0	4	7	0	0	0	3	8	1	0	.353	.677	0

CAREER FIELDING

POS	G	GS	INN	TC	PO	A	E	FLD%
C	7	4	44.0	56	50	5	1	.982

CAREER IN-DEPTH CATCHING

POS	SB	CCS	CS%	PB
C	6	2	25.0	4

HOME RUN BREAKDOWN

GRAND SLAMS	None
INSIDE-THE-PARK	None
LEADOFF	None
PINCH HIT	1 - 9/22/21 vs. WSH
WALK-OFF	None
MULTI-HR	None



24 OF AVISAIL GARCIA

HEIGHT
6'4"

WT
250

B/T
R/R

BORN
ANACO, VZ

DOB
JUNE 12, 1991

CAREER HIGHLIGHTS

- Avisail Antonio García Yaguarin spent **2021** with the Milwaukee Brewers. Appeared in 135 games with 119 starts (118 games in right field, 1 game in center field).
- Set career highs in home runs (29), RBI (86), and walks (38). Led the Brewers in home runs, RBI, and total bases (226).
- Hit .300 (66x220) with 16 home runs and 44 RBI over his final 66 games.
- Batted .238 with 2 home runs and 15 RBI in 53 games with Milwaukee in **2020**. Made 50 starts (42 games in center field, 5 games in right field, 3 games at DH). Final 42 defensive starts came in center. Did not commit an error all season.
- Hit his first career leadoff homer on August 11 vs. Minnesota off Tyler Clippard, his first home run as a Brewer.
- Went 4x8 in the NL Wild Card Series at Los Angeles.
- Batted .282 with 20 home runs, 72 RBI and 10 stolen bases in 125 games with Tampa Bay in **2019**. His 20 home runs and 10 stolen bases marked career highs.
- Made 122 starts (89 games in right field, 23 games at DH, 10 games in center field).
- Hit an inside-the-park homer off Clayton Richard on May 28 vs. Toronto, the first of his career.
- Hit safely in 14 of his final 15 games to end the season, batting .382 (21x55) with 2 home runs and 12 RBI. Ended the year on a 9-game hitting streak during which he batted .394 (13x33) with a home run and 6 RBI.
- Hit a 2-run home run off Sean Manaea in the Rays' 5-1 victory on October 2 at Oakland in the AL Wild Card Game. Batted .313 (5x16) with 1 RBI in the ALDS vs. Houston.
- Spent the **2018** season with the Chicago White Sox. Batted .236 with 19 home runs and 49 RBI in 93 games. Made 91 starts (85 games in right field, 6 games at DH).
- Produced 2-homer games on July 3 at Cincinnati and August 5 at Tampa Bay.
- Had a career-high 14-game hitting streak from April 22 - July 4 (IL stint), batting .377 (23x61) with 6 home runs and 10 RBI.
- Batted .330 with 18 home runs and 80 RBI in 136 games with Chicago-AL in **2017**. Made 135 starts (131 games in right, 4 games at DH).
- Named an All-Star for the first time (elected by player vote).
- Set career highs in batting average (.330), runs (75), hits (171), doubles (27), triples (5), RBI (80), OBP (.380), SLG (.506), OPS (.885), and extra-base hits (50). His .330 batting average ranked 2nd in the American League and third in the majors, trailing the Astros' Jose Altuve (.346) and the Rockies' Charlie Blackmon (.331). Also ranked among the American League leaders in OBP (6th, .380), triples (T-9th, 5), OPS (10th, .885), and hits (10th, 171).
- Led the Major Leagues with a .424 batting average (56x132) against left-handed pitching.
- Notched career highs with 5 hits and 7 RBI in a 17-7 win on September 14 at Detroit. Reached base in all 6 plate appearances, going 5x5 with a home run and a walk. Joined Carl Reynolds (1930) as the only players in franchise history with a 5 hit, 7 RBI game.
- Went 4x5 with 3 runs, 2 doubles, 2 home runs and 6 RBI in a 16-1 win on May 20 at Seattle. His 4 extra-base hits tied a franchise record, done 13 times.
- Made 112 starts for Chicago-AL in **2016**. Batted .245 with 12 home runs and 51 RBI in 120 total games.
- Ranked 4th in the American League with a .355 batting average (33x93) with runners in scoring position. Led the Major Leagues with a .415 batting average (17x41) with runners in scoring position and 2 outs.
- Hit a pair of homers coming off the bench on August 2 at Detroit. Became the first White Sox player since Robin Ventura (May 28, 1996 at Toronto) to have 2 home runs in a game off the bench.
- Batted .257 with 13 home runs and 59 RBI in a career-high 148 games with Chicago-AL in **2015**.
- Led the Major Leagues with 17 outfield assists, the most by a White Sox player since Minnie Minoso (19) in 1955.
- Gave the White Sox walk-off victories on April 24 vs. Kansas City (single in 9th inning), June 5 vs. Detroit (HBP in 11th inning), August 5 vs. Tampa Bay (walk in 10th inning) and August 12 vs. Los Angeles-AL (double in 13th inning).
- Batted .244 with 7 home runs and 29 RBI in 46 games with Chicago-AL in **2014**. Made his first career Opening Day roster and made 46 starts, all in RF.



HITS	5 - 9/14/17 at DET
RUNS	3 - 10x; last, 9/9/20 at DET
HOME RUNS	2 - 10x; last, 9/12/21 at TBR
RBI	7 - 9/14/17 at DET
SB	2 - 7/14/2017 vs. SEA
HIT STREAK	14 - 4/22/18 - 7/4/18
WALK-OFF HITS	2 - last, 8/12/15

Avisail García (RF), Willy García (LF) and Leury García (CF) all started in the outfield for the White Sox against the Twins on April 14, 2017 at Target Field. According to *Elias Sports Bureau*, this marked the first time in Major League history that a starting outfield was comprised of three players with the same last name.

FRONT OFFICE

FIELD STAFF

PLAYERS

CLUB HISTORY

PLAYER DEVELOPMENT

OPPONENTS

GENERAL INFORMATION

- Suffered a torn labrum in his left shoulder attempting to make a diving catch on April 9 in Colorado. Missed four months and returned on August 16.
- Split the **2013** season between the Tigers and White Sox. Hit .283 with 7 home runs and 31 RBI in 72 total games.
- Batted .241 with 2 home runs and 10 RBI in 30 games with Detroit, making 19 starts. Hit his first Major League home run on May 15 vs. Houston with a 3-run homer off Dallas Keuchel.
- Appeared in 33 games at Triple-A Toledo, batting .374 with 5 home runs and 23 RBI.
- Traded to Chicago as part of a three-team deal with Detroit and Boston on July 30.
- Batted .304 with 5 home runs and 21 RBI in 42 games with White Sox, making 41 starts. Appeared in 8 games at Triple-A Charlotte, batting .370 with 1 home run and 9 RBI.
- Spent most of the **2012** season in the minor leagues, where he batted .299 with 14 home runs, 58 RBI and 23 stolen bases in 122 games between Advanced-A Lakeland (67 games) and Double-A Erie (55 games). Named a Florida State League All-Star.
- Recalled by Detroit on August 31 and batted .319 with 3 RBI in 23 games.
- Made his Major League debut on August 31 vs. Chicago-AL, entering the game as a defensive replacement in right field. Made his first Major League start in right field on September 1 vs. White Sox and went 1x3 with 1 RBI and a walk. First career hit was an RBI-single off Nate Jones.
- Made the postseason roster for the American League champions and batted .261 (6x23) with 4 RBI in 12 games, including 6 starts in right field.
- Played 129 games for Advanced-A Lakeland in **2011**. Hit .264 with 16 doubles, 11 home runs, and 56 RBI.
- Spent all of **2010** with Single-A West Michigan. Hit .281 in 125 games with 17 doubles, 4 home runs, and 63 RBI.
- Played 81 games for Single-A West Michigan and 3 games for Advanced-A Lakeland in **2009**. Hit .264 for West Michigan and .250 (2x8) for Lakeland.
- Spent all of **2008** with the Venezuelan Summer League Tigers. Hit .298 with 7 homers and 34 RBI in 63 games.
- Married to Anakarina. The couple has a daughter named Annarella and a son named Avi.
- Favorite player growing up was fellow Venezuelan, Magglio Ordoñez.
- Earned the nickname “Mini Miggy” during his rookie season with Detroit due to his resemblance to Miguel Cabrera, who is also from Venezuela.
- Has provided food, clothes, shoes and baseball equipment to children and families of Anaco and Maracay, Venezuela.
- Enjoys movies, video games and spending time with his friends and family





2021: Signed a four-year free agent contract with Miami with a club option for 2026 on 12/1.

2019: Signed with Milwaukee as a free agent on 12/17.

2019: Signed with Tampa Bay as a free agent on 1/18.

2013: Acquired by Chicago-AL in a three-team deal. Detroit sent Brayan Villarreal to Boston. Chicago-AL sent Jake Peavy to Boston. Boston sent José Iglesias to Detroit and sent Cleuluis Rondon, Frankie Montas and J.B. Wendelken to Chicago-AL.

2007: Signed with Detroit as an international free agent on 7/6



2019: MLBPA Heart and Hustle Award (Tampa Bay)

2017: MLBPA Heart and Hustle Award (Chicago-AL)

American League All-Star

2012: Florida State League Midseason All-Star

MiLB Organizational All-Star (Detroit)



2019: Right oblique strain (August 14 - 23)

2018: Strained right hamstring (April 24 - June 21)

Strained right hamstring (July 10 -20)

2017: Strained right thumb (July 27 - August 7)

2016: Sprained right knee (August 9 - 22)

2014: Torn labrum left shoulder (April 10 - August 16)

2013: Right foot contusion (March 22 - April 30)

A. GARCIA'S BATTING HISTORY

YEAR	CLUB	AVG.	G	AB	R	H	2B	3B	HR	RBI	SH	SF	HBP	BB	SO	SB	CS	OBP	SLG	E
2021	MILWAUKEE	.262	135	461	68	121	18	0	29	86	0	5	11	38	121	8	4	.330	.490	6
	Minors (11 yrs.)	.291	594	2304	312	671	86	26	49	293	0	18	30	100	519	78	31	.327	.415	39
	MAJORS (10 yrs.)	.270	951	3434	453	926	141	16	127	475	0	24	53	238	877	45	32	.325	.431	32

POSTSEASON HISTORY

YEAR	CLUB/OPP	SERIES	AVG.	G	AB	R	H	2B	3B	HR	RBI	SH	SF	HBP	BB	SO	SB	CS	OBP	SLG	E
2012	DET/OAK	ALDS	.143	5	7	0	1	0	0	0	1	0	0	0	1	2	0	0	.250	.143	0
	DET/NYY	ALCS	.455	4	11	0	5	1	0	0	3	0	0	0	0	1	1	0	.455	.545	0
	DET/SFG	WS	.000	3	5	0	0	0	0	0	0	0	0	0	1	2	0	0	.167	.000	0
2019	TBR/OAK	ALWC	.250	1	4	1	1	0	0	1	2	0	0	0	0	2	0	0	.250	1.000	0
	TBR/HOU	ALDS	.313	4	16	3	5	0	0	0	1	0	0	0	0	3	0	0	.313	.313	0
2020	MIL/LAD	NLWC	.500	2	8	0	4	0	0	0	0	0	0	0	0	3	0	0	.500	.500	0
2021	MIL/ATL	NLDS	.133	4	15	2	2	0	0	0	0	0	0	1	0	8	0	0	.188	.133	0
	Wild Card		.417	3	12	1	5	0	0	1	2	0	0	0	1	5	0	0	.417	.667	0
	Division Series		.211	13	38	5	8	0	0	0	2	0	0	1	1	13	0	0	.250	.211	0
	League Championship Series		.455	4	11	0	5	1	0	0	3	0	0	0	0	1	1	0	.455	.545	0
	World Series		.000	3	5	0	0	0	0	0	0	0	0	0	1	2	0	0	.167	.000	0
	Totals		.273	23	66	6	18	1	0	1	7	0	0	1	2	21	1	0	.304	.333	0

ALL-STAR GAME HISTORY

YEAR	CLUB/TM, SITE	AVG.	G	AB	R	H	2B	3B	HR	RBI	SH	SF	HBP	BB	SO	SB	CS	OBP	SLG	E
2017	AL/CHW, MIA	.000	1	2	0	0	0	0	0	0	0	0	0	0	1	0	0	.500	.000	0

CAREER FIELDING

POS	G	GS	INN	TC	PO	A	E	FLD%
RF	718	690	6012.0	1394	1315	49	30	.978
CF	90	75	659.0	146	141	3	2	.986
LF	16	12	113.0	28	25	3	0	1.000

HOME RUN BREAKDOWN

GRAND SLAMS	None
INSIDE-THE-PARK	1 - 5/28/19 vs. TOR
LEADOFF	1 - 8/11/20 vs. MIN
PINCH HIT	None
WALK-OFF	None
MULTI-HR	6 - Last; 9/12/21 at CLE



60 LHP BRAXTON GARRETT

HEIGHT
6'2"

WT
202

B/T
L/L

BORN
FOLEY, AL

DOB
AUGUST 5, 1997

CAREER HIGHLIGHTS

- Braxton L. Garrett enters the 2022 season as the Marlins No. 11 prospect according to MLB.com.
- Pitched in 8 games (7 starts) for the Marlins in **2021**. Went 1-2 with a 5.03 ERA.
- Earned his only win of the season with 7.0 innings of work against San Diego at loanDepot park on July 24. Struck out a career-high 10 batters, allowing 2 runs on 4 hits.
- Followed up his first win with 5.0 shutout innings against the New York Mets in a no-decision on August 5.
- Made 18 starts for Triple-A Jacksonville. Went 5-4 with a 3.89 ERA in 85.2 innings pitched.
- Entered the season as the Marlins No. 9 prospect according to MLB.com.
- Went 1-1 with a 5.87 ERA in 2 starts in **2020**. Struck out 8 in 7.2 innings.
- Made his Major League debut on September 13 against Philadelphia. Worked 5.0 innings allowing 3 hits and 1 run, striking out 6 and earning his first big league win.
- Became the 18th Marlins player to make their MLB debut in 2020. According to the *Elias Sports Bureau*, no team in Major League history entering the season had as many debuts over a team's first 60 games.
- Returned to action in **2019** after missing all of 2018 recovering from Tommy John surgery. Made 20 starts for Advanced-A Jupiter and 1 start for Double-A Jacksonville.
- Went 6-6 with a 3.34 ERA for Jupiter in 105.0 innings, striking out 118.
- Made 1 start for Jacksonville, allowing 4 runs, (3 earned) in 1.2 innings.
- Marlins 2019 Spring Training Clubhouse Ping Pong Champion.
- Made 4 starts in **2017** for Single-A Greensboro after being selected seventh overall by the Marlins in the MLB Draft, but suffered an elbow injury.
- Garrett and fellow Marlins pitching prospect Jordan Holloway lived together in Jupiter while both were recovering and rehabbing from Tommy John surgery after they required the procedure within two weeks of each other. The two formed a bond in addition to getting "addicted to 'Fortnite'", a popular battle royale video game.
- Garrett attended Foley High School in Foley, Alabama his freshman and sophomore years. Prior to his junior year he transferred to Florence High School in Florence, Alabama.



INNINGS PITCHED
STRIKEOUTS
SCORELESS IP
WIN STREAK
LOSS STREAK

7.0 - 7/24/21 vs. SDP
10 - 7/24/21 vs. SDP
5.0 - 2x; last, 8/5/21
None
None



2016: Selected by Miami in the first round (seventh overall) of the First-Year Player Draft; signed by Marlins' scout Mark Willoughby



No MLB Injured List history

GARRETT'S PITCHING HISTORY

YEAR	CLUB	W-L	ERA	G	GS	CG	SHO	SV	SVO	IP	H	R	ER	HR	HB	BB	SO	WP	BK
2021	MIAMI	1-2	5.03	8	7	0	0	0	0	34.0	42	40	19	3	2	20	32	1	0
	Jacksonville (AAA)	5-4	3.89	18	18	0	0	0	0	85.2	73	41	37	10	4	32	86	1	0
	Minors (3 yrs.)	12-11	3.64	43	43	0	0	0	0	207.2	182	101	84	26	4	78	221	11	2
	MAJORS (2 yrs.)	2-3	5.18	10	9	0	0	0	0	41.2	50	26	24	6	2	25	40	5	0



Non-Roster Invite

9 INF ERIK GONZALEZ

HEIGHT
6'3"

WT
205

B/T
R/R

BORN
PUERTO PLATA, DR

DOB
AUGUST 31, 1991

CAREER HIGHLIGHTS

- Erik Gonzalez played 71 games for Pittsburgh in **2021**. Hit .232 with 2 home runs and 21 RBI. Hit .294 with both of his home runs against left-handed pitching.
- Made 31 starts at third base, 12 at shortstop and 10 at first base. Handled 12 defensive chances on May 5 at San Diego; the most in a 9-inning game for a Pirates third baseman since Bill Brubaker on April 17, 1939 at Crosley Field.
- Hit his first career grand slam off Amir Garrett on April 7 at Cincinnati.
- Played 14 games for Triple-A Indianapolis. Hit .140 (6x43).
- Played in 50 games for the Pirates in **2020**. Hit .227 with 13 doubles, 1 triple, and 3 home runs. Finished 2nd on the team in extra-base hits (17) behind Colin Moran (20). Hit .304 against lefties. Led the Pirates with a .343 average with runners in scoring position.
- Made 36 starts at shortstop and 11 at third base.
- Pirates Opening Day shortstop in **2019**. Played in 53 games and hit .254 with 4 doubles, 1 home run and 6 RBI.
- Suffered a left clavicle fracture in collision with Starling Marte on April 19. Returned on August 2.
- Spent his first full season in the Major Leagues as the full-time utility infielder with Cleveland in **2018**. Played in 81 games and hit .265 in 136 at-bats.
- Made 30 appearances (15 starts) at second base, 20 appearances (7 starts) at third base, 16 appearances (5 starts) at shortstop and 9 appearances (3 starts) at first base.
- Played in 60 games for Cleveland in **2017**. Hit .255 with 4 home runs and 11 RBI in 110 at-bats.
- Rated by Baseball America as having the "Best Infield Arm" and as being the "Best Defensive Infielder" in the Cleveland organization prior to the season.
- Began the season with Triple-A Columbus. Played 40 games for the Clippers. Hit .256 with 6 home runs and 13 RBI.
- Made Major League debut on July 16, **2016** at Minnesota; struck out as a pinch hitter and played the final 3.0 innings in right field.
- Single off Brian Flynn for first big league hit on July 19 at Kansas City while making his first career start in right field.
- Spent majority of season with Columbus and set a minor league career high in homers with 11. Selected to the International League's mid-season All-Star team; played the entire game at shortstop and went 1-for-4 with a home run.
- Split the **2015** season between Double-A Akron and Triple-A Columbus. Hit a combined .255 (140x549) with 24 doubles, 7 triples, 9 home runs and 69 RBI in a career-high 137 games with the two teams. Ranked 3rd in the Cleveland farm system in hits and tied for 5th in RBI.
- Hit .309 (135x437) with 20 doubles, 10 triples, 4 home runs and 62 RBI in 105 games between Advanced-A Carolina and Double-A Akron in **2014**. Ranked 3rd in the Cleveland system in batting and 4th in hits.
- Selected to Carolina League mid-season All-Star team.
- Ranked by Baseball America as the 8th-best prospect in the Cleveland system following the season.
- Hit .254 (129x508) with 32 doubles, 12 triples, 9 home runs and 76 RBI in 132 total games between Single-A Lake County and Advanced-A Carolina in **2013**. Set minor league career highs in doubles, triples and RBI. Ranked second in the organization with his 76 RBI.
- Made 27 appearances at first base, 24 at third base, and 8 in right field in **2012** while spending entire season with Short Season-A Mahoning Valley in the New York-Penn League. Hit .220 in 60 games.
- Hit .258 in 41 games with the Arizona League Indians in **2011**.
- Played in 64 games with the Dominican Summer League Indians in **2010**. Hit .346 with 27 RBI. Ranked 3rd in the Dominican Summer League in hits and 4th in batting average.
- Played in 61 games for the DSL Indians in **2009**. Hit .248 with 9 doubles and 27 RBI.
- Wife's name is Lesset. Enjoys playing volleyball in his spare time. Favorite player growing up was Albert Pujols.



HITS	4 - 8/7/20 vs. DET
RUNS	2 - 8x; last, 8/29/20 at MIL
HOME RUNS	2 - 9/7/17 at CWS
RBI	6 - 8/7/20 vs. DET
SB	2 - 4/12/19 at WSH
HIT STREAK	11 - 9/15/19 - 9/27/19
WALK-OFF HITS	None

FRONT OFFICE

FIELD STAFF

PLAYERS

CLUB HISTORY

PLAYER DEVELOPMENT

OPPONENTS

GENERAL INFORMATION



2021: Signed with Miami as a minor league free agent on 11/28.

2018: Acquired by Pittsburgh from Cleveland with Jordan Luplow and Max Moroff in exchange for Dante Mendoza and Tahnaj Thomas on 11/14.

2008: Signed with Cleveland as an international free agent on 8/26



2021: Right oblique strain (July 2 - August 10)

2019: Left clavicle fracture (April 20 - August 2)



2016: MiLB Organizational All-Star (Cleveland)
International League Midseason All-Star

2015: MiLB Organizational All-Star (Cleveland)

2014: MiLB Organizational All-Star (Cleveland)

Carolina League Midseason All-Star

2013: MiLB Organizational All-Star (Cleveland)

2010: Dominican Summer League Midseason All-Star

Dominican Summer League Postseason All-Star

GONZALEZ'S BATTING HISTORY

YEAR	CLUB	AVG.	G	AB	R	H	2B	3B	HR	RBI	SH	SF	HBP	BB	SO	SB	CS	OBP	SLG	E
2021	PITTSBURGH	.232	71	220	17	51	7	1	2	21	0	1	0	8	40	2	2	.258	.300	5
	IND (AAA)	.140	14	43	6	6	2	1	0	4	0	1	2	4	10	0	0	.240	.233	3
	Minors (11 yrs.)	.269	778	3051	435	822	154	43	45	373	28	17	21	170	616	105	40	.311	.392	105
	MAJORS (6 yrs.)	.245	336	805	83	197	40	11	74	34	5	6	3	34	207	12	9	.276	.345	27

POSTSEASON HISTORY

YEAR	CLUB/OPP	SERIES	AVG.	G	AB	R	H	2B	3B	HR	RBI	SH	SF	HBP	BB	SO	SB	CS	OBP	SLG	E
2020	CLE/NYY	ALDS	.000	2	2	0	0	0	0	0	0	0	0	0	0	0	0	0	.000	.000	0

CAREER FIELDING

POS	G	GS	INN	TC	PO	A	E	FLD%
SS	116	80	745.1	311	89	210	12	.961
3B	97	62	607.0	202	36	158	8	.960
2B	71	33	369.2	165	58	100	7	.958
1B	22	13	117.2	103	89	14	0	1.000
OF	8	7	60.0	6	6	0	0	1.000

HOME RUN BREAKDOWN

GRAND SLAMS	1 - 4/7/21 at CIN
INSIDE-THE-PARK	None
LEADOFF	None
PINCH HIT	None
WALK-OFF	None
MULTI-HR	1 - 9/7/17 at CHW

FRONT OFFICE

FIELD STAFF

PLAYERS

CLUB HISTORY

PLAYER DEVELOPMENT

OPPONENTS

GENERAL INFORMATION



Rookie

66 LHP SEAN GUENTHER

HEIGHT
5'11"

WT
194

B/T
L/L

BORN
ATLANTA, GA

DOB
DECEMBER 29, 1995

CAREER HIGHLIGHTS

- Sean McManus Guenther pitched in 12 games for the Marlins in **2021**. Went 0-0 with a 9.30 ERA in 18.2 innings. Struck out 14. Made his MLB debut on August 25, 2021 vs. New York Mets.
- Also pitched with Double-A Pensacola and Triple-A Jacksonville. Combined to go 4-1 with a 3.12 ERA in 26 games (1 start). Worked 40.1 innings.
- Placed on the 10-day injured list with an upper back strain on the final day of the season.
- Did not pitch in **2020**.
- Split **2019** between Single-A Clinton and Advanced-A Jupiter. Combined to go 5-3 with a 2.02 ERA in 35 games (3 starts).
- Made 23 appearances (2 starts) for Jupiter. Went 3-1 with a 2.55 ERA in 42.1 innings. Held hitters to a .197 average.
- Pitched in 12 games (1 start) for Single-A Clinton. Went 2-2 with a 1.24 ERA in 29.0 innings.
- Split **2018** between Single-A Greensboro and Advanced-A Jupiter. Combined to go 4-4 with a 4.48 ERA in 88.1 innings.
- Went 4-3 with a 4.45 ERA in 14 games (8 starts) for Greensboro. Struck out 40 in 54.2 innings.
- Went 0-1 with a 4.83 ERA in 7 starts for Jupiter in 31.2 innings.
- Pitched 2.0 scoreless innings in a rehab outing with the Gulf Coast League Marlins.
- Made his professional debut with the GCL Marlins in **2017**. Pitched in 4 games (3 starts) and went 0-0 with a 0.82 ERA.
- Assigned to Short Season-A Batavia on July 17. Went 1-4 with a 3.83 ERA in 9 starts for the Muckdogs.
- Went 6-14 with a 3.50 ERA in three seasons with the University of Notre Dame. Collected 13 career saves and served as the closer his junior year.
- Earned three varsity letters in baseball in high school from Marist School in Atlanta, GA. Named all-region and all-state as a senior thanks to a 1.04 ERA and 71 strikeouts. Helped Marist to state title game as a junior.
- Also played club beach volleyball in high school.



INNINGS PITCHED 2.2 - 9/13/20 at COL
STRIKEOUTS 2 - 4x; last, 9/24/21 vs. ATL
SCORELESS IP 4.0 - 8/7/21- 8/31/21
WIN STREAK None
LOSS STREAK None



2021: Upper Back Strain (October 3 - season)



2017: Selected by Miami in the seventh round of the First-Year Player Draft.

GUENTHER'S PITCHING HISTORY

YEAR	CLUB	W-L	ERA	G	GS	CG	SHO	SV	SVO	IP	H	R	ER	HR	HB	BB	SO	WP	BK
2021	MIAMI	0-1	9.30	14	11	0	0	0	0	20.1	31	22	21	1	2	10	15	2	0
	Jacksonville (AAA)	3-1	4.76	15	1	0	0	1	1	22.2	21	15	12	2	2	4	28	0	0
	Pensacola (AA)	1-0	1.02	11	0	0	0	0	0	17.2	11	3	2	1	1	3	26	1	0
	Minors (4 yrs.)	14-12	3.30	95	31	1	1	2	2	251.0	249	116	92	19	13	36	225	8	0
	MAJORS (1 yr.)	0-1	9.30	14	11	0	0	0	0	20.1	31	22	21	1	2	10	15	2	0



38 RHP LOUIS HEAD

HEIGHT
6'1"

WT
180

B/T
R/R

BORN
HOUSTON, TX

DOB
APRIL 23, 1990

CAREER HIGHLIGHTS

- Louis Gibson Head pitched in 27 games (2 starts as an opener) for Tampa Bay in **2021**. Went 2-0 with a 2.31 ERA in 35.0 innings.
- Made his first career start on August 18 against Baltimore. Allowed 2 runs on 3 hits in 1.0 inning.
- Pitched a hitless inning in his second start against Detroit on September 16.
- In 25 games in relief, went 2-0 with a 1.91 ERA in 33.0 IP. Allowed 18 hits and 9 walks.
- Made his Major League debut on April 25 against Toronto. Pitched 1 hitless inning.
- Did not play in **2020**.
- Made 15 appearances between Double-A Tulsa (2-1, 3.38 ERA in 6 games) and Triple-A Oklahoma City (1-0, 8.25 ERA in 9 games) with the Los Angeles Dodgers organization in **2019**.
- Made 7 appearances (4 starts) on a rehab assignment in the Arizona League. Missed extended time with a left hamstring strain.
- Limited to 15 games in for Triple-A Columbus in the Cleveland organization in **2018** due to stints on the injured list for right shoulder inflammation and a right shoulder strain. Finished 1-1 with a 12.64 ERA.
- Pitched the entire **2017** season with Triple-A Columbus. Finished the season 3-2 with a 3.23 ERA in 61.1 innings pitched.
- Tied for 7th in the International League with 50 games. Ranked 7th among Indians minor leaguers with 7 saves.
- Made 10 appearances for the Gigantes del Cibao in the Dominican Winter League.
- Spent the entire **2016** season with Double-A Akron and named to the Eastern League midseason All-Star Team.
- Went 2-1 with a 2.66 ERA in 45 games (67.2 innings).
- Spent all of **2015** with Double-A Akron. Went 3-3 with a 4.03 ERA in 47 games (60.1 innings). Tied for 6th in the Eastern League in appearances which ranked 2nd on the team.
- Split the **2014** season between Advanced-A Carolina and Double-A Akron, going 1-4 with a 2.70 ERA (56.2 IP/17 ER) in 46 games.
- Ranked 7th in the Carolina League with 9 saves.
- Made 10 appearances for the Peoria Javelinas in the Arizona Fall League after the season. Went 0-0 with a 2.45 ERA in 11.0 innings.
- Went 4-4 with a 2.48 ERA (69.0 IP/19 ER) in 47 games between Single-A Lake County (0-2, 1.82 ERA in 25 games), Advanced-A Carolina (4-2, 3.11 ERA in 21 games) and Triple-A Columbus (0-0, 0.00 in 1 game) in **2013**.
- Began the season with Class-A Lake County and was named to the Midwest League midseason All-Star Team.
- Began his professional career with Short Season-A Mahoning Valley (0-2, 2.03 ERA in 7 games) in **2012**. Promoted to Single-A Lake County (2-0, 3.78 ERA in 15 games) on July 14 and to finish the season.
- Pitched one season at Texas State University after transferring from Texas Tech.



INNINGS PITCHED
STRIKEOUTS
SCORELESS IP
WIN STREAK
LOSS STREAK

2.1 - 10/1/21 at NYY
4 - 7/24/21 at CLE
9.0 - 7/27/21- 8/12/21
None
None



No MLB injury history.



2016: Eastern League Midseason All-Star
2013: Midwest League Midseason All-Star



2021: Acquired by Miami in exchange for a player to be named later from Tampa Bay on 11/14.

2021: Signed with Tampa Bay as a minor league free agent on 2/11.

2020: Signed with Seattle as a minor league free agent on 2/5.

2018: Signed with Los Angeles-NL as a minor league free agent on 12/1.

2012: Selected by Cleveland in the 18th round of the First-Year Player Draft

HEAD'S PITCHING HISTORY

YEAR	CLUB	W-L	ERA	G	GS	CG	SHO	SV	SVO	IP	H	R	ER	HR	HB	BB	SO	WP	BK
2021	TAMPA BAY	2-0	2.31	27	2	0	0	0	0	35.0	21	10	9	2	3	9	32	1	0
	Durham (AAA)	0-0	2.20	26	0	0	0	5	6	28.2	20	7	7	2	2	10	37	0	0
	Minors (9 yrs.)	19-19	3.57	320	4	0	0	42	54	438.2	407	198	174	29	17	158	464	33	0
	MAJORS (1 yr.)	2-0	2.31	27	2	0	0	0	0	35.0	21	10	9	2	3	9	32	1	0



Rookie

59 ^C PAYTON HENRY

HEIGHT
6'2"

WT
215

B/T
R/R

BORN
AMERICAN FORK, UT

DOB
JUNE 24, 1997

CAREER HIGHLIGHTS

- Payton Anthony Henry played in 5 games for Miami in **2021**. Hit .267 with a double.
- Made MLB debut on September 17 vs. Pittsburgh, and recorded first career hit (double off Will Crowe).
- Posted .188 avg and .691 OPS, with 4 home runs and 8 RBI, in 22 games with Triple-A Jacksonville after being acquired by Miami on July 31.
- Opened 2021 season in the Milwaukee organization, played in 49 games between Double-A Biloxi and Triple-A Nashville, combining to hit .297 with 2 home runs and 19 RBI.
- Did not play in **2020** but spent the season at the Brewers' Alternate Training Site in Appleton, Wis.
- Spent all of **2019** with Advanced-A Carolina. Hit .242 with 22 doubles, 14 home runs and 75 RBI in 121 games.
- Named a Carolina League All-Star and ranked among the league leaders in RBI (3rd, 75) and home runs (T-4th, 14). His 22 hit by pitches in 2019 tied for the Carolina League lead.
- Spent all of **2018** with Single-A Wisconsin. Hit .234 with 10 home runs and 41 RBI in 98 games. Named a Midwest League All-Star.
- Won a Minor League Gold Glove Award in 2018 with just 3 errors in 93 games behind the plate (.996 fielding percentage).
- Played 55 games for Rookie-level Helena in **2017**. Hit .242 with 17 doubles, 7 home runs and 33 RBI.
- In his first professional season in **2016**, played 24 games for the Arizona League Brewers. Hit .256 with 7 doubles and 17 RBI.
- Committed to BYU out of high school before signing with the Brewers. Named 2015 Utah's Mr. Baseball and Gatorade Player of the Year after hitting .527 with 9 homers and 11 doubles his junior season.



HITS	2 - 10/1/21 vs. PHI
RUNS	None
HOME RUNS	None
RBI	None
SB	None
HIT STREAK	2 - 9/28/21 - present
WALK-OFF HITS	None



2021: Acquired by Miami from Milwaukee in exchange for RHP John Curtiss on 7/30.

2016: Selected by Milwaukee in the sixth round of the First-Year Player Draft.



2019: Carolina Midseason All-Star

2018: MiLB Rawling Gold Glove (catcher)

Midwest League Midseason All-Star



No MLB Injury History

HENRY'S BATTING HISTORY

YEAR	CLUB	AVG.	G	AB	R	H	2B	3B	HR	RBI	SH	SF	HBP	BB	SO	SB	CS	OBP	SLG	E
2021	MIAMI	.267	5	15	0	4	1	0	0	0	0	0	0	1	5	0	0	.313	.333	0
	Biloxi (AA)	.315	30	111	11	35	5	1	1	10	0	0	2	12	32	0	0	.392	.405	1
	Jacksonville (AAA)	.188	22	69	7	13	2	0	4	8	0	0	1	10	26	0	1	.300	.391	4
	Nashville (AAA)	.262	19	61	7	16	3	0	1	9	0	2	4	4	17	0	0	.338	.361	0
Minors (5 yrs.)		.245	369	1297	171	318	71	5	37	193	1	11	46	126	429	3	6	.331	.393	9
MAJORS (1 yr.)		.267	5	15	0	4	1	0	0	0	0	0	0	1	5	0	0	.313	.333	0

CAREER FIELDING

POS	G	GS	INN	TC	PO	A	E	FLD%
C	5	5	38.1	44	43	1	0	1.000

CAREER IN-DEPTH CATCHING

POS	SB	CCS	CS%	PB
C	1	0	0	1

HOME RUN BREAKDOWN

GRAND SLAMS	None
INSIDE-THE-PARK	None
LEADOFF	None
PINCH HIT	None
WALK-OFF	None
MULTI-HR	None



57 RHP ELIESER HERNANDEZ

HEIGHT
6'0"

WT
214

B/T
R/R

BORN
OCUMARE DEL TUY, VEN

DOB
MAY 3, 1995

CAREER HIGHLIGHTS

- Elieser (eh-LEE-eh-ser) Alexis Hernandez went 1-3 with a 4.18 ERA in 11 starts for Miami in **2021**.
- Made his season debut on April 3, starting against Tampa Bay in a game the Marlins won 12-7. Exited after 2.1 innings with what was later diagnosed as right biceps inflammation. Was placed on the 10-day IL the next day; and later transferred to the 60-day IL on May 22.
- Made his second start of the season on June 3 in Pittsburgh where he pitched 5.0 innings and allowed 1 run on 3 hits and struck out 6. Was removed from the game with a right quad strain while running the bases and placed on the 60-day IL.
- Pitched 5.0 innings or more in 7 of his 11 starts. Held opponents to 2 runs or less in 7 outings.
- Went 1-0 with a 3.16 ERA (25.2 IP/9 ER) in 6 games, all starts for the Marlins in **2020**.
- Made his season debut on August 5 in Baltimore. Worked 4.1 scoreless innings and allowed just 2 hits, striking out 5.
- In his first 4 starts of the year went 1-0 with a 2.29 ERA, striking out 25 in 19.2 innings. Allowed 12 hits and walked just 3.
- Set a career-high in strikeouts on August 16 against Atlanta, fanning 9 batters in 5.0 innings and allowing just 3 hits.
- Posted a 5.03 ERA (82.1 IP/46 ER) in the Majors this year, going 3-4 with a 4.58 ERA (74.2 IP/38 ER) and 78 strikeouts in 15 starts, and 0-1 with a 9.39 ERA (7.2 IP/8 ER) and 7 strikeouts over 6 relief appearances in **2019**.
- Set new career highs with 130.1 innings pitched and 154 strikeouts combined between the 2 levels. His previous highs were 107.2 innings and 107 strikeouts, both set in 2016.
- Went 3-1 with a 1.13 ERA (48.0 IP/6 ER) and held opponents to a .194 average with 69 strikeouts in 9 starts with New Orleans prior to being recalled on June 11. Despite making only 9 starts, he ranked 3rd in the Pacific Coast League in strikeouts at the time, with the top-2 leaders each having made 11 starts.
- His first appearance for Miami came out of the bullpen on May 28 against San Francisco. He tossed 2.0 innings, allowing 2 runs on 4 hits and a walk in an 11-3 victory. He was optioned to Triple-A New Orleans on May 30, but made just 1 start before being recalled for the remainder of the season.
- Made his first MLB start of the season on June 11 against St. Louis, allowing 3 runs, 5 hits, a walk, and 7 strikeouts over 5.2 innings. The outing was part of 5 consecutive turns in the rotation, a stretch where he struck out 6-or-more batters and allowed 3-or-fewer runs in each outing.
- Returned to the starting rotation on July 28 against the Diamondbacks, and would make 10 starts over the final stretch of the season. He posted a 4.88 ERA (48.0 IP/26 ER) with 46 strikeouts against 16 walks in that time.
- On August 8 vs. Atlanta, allowed just 2 hits and 2 walks, with 7 strikeouts, over 6.0 shutout innings. It marked his first career scoreless start. He earned the win in a 9-2 victory.
- Despite two stints on the disabled list, made 32 appearances (6 starts) for Miami and went 2-7 with a 5.21 ERA (65.2 IP/38 ER) in **2018**.
- Made MLB debut on May 10 vs. Atlanta, tossing 2.0 scoreless innings in relief.
- Set career high with 5.0 innings pitched in a start on May 16 vs. Dodgers; tied mark for 4th and final time on June 14 vs. San Francisco, his longest relief outing.
- Earned first career win on July 11 vs. Milwaukee.
- Did not allow a run in 12 of last 17 games. Went 2-2 with 2.92 ERA (24.2 IP/8 ER) over that span, with 19 hits and 9 walks (1 intentional) to 22 strikeouts. Had 2-5, 3.14 ERA (43.0 IP/15 ER) marks in 21 games (4 starts) at home, while going 0-2, 9.13 ERA (22.2 IP/23 ER) in 11 games (2 starts) on the road.
- Posted 4-5 record and 3.98 ERA (63.1 IP/28 ER) over 15 appearances (11 starts) with Single-A Buies Creek in Astros organization in **2017**. Missed two months due to a back injury suffered midseason. Made 5 starts with Aguilas del Zulia in Venezuelan Winter League, posting 2-1 record with 2.11 ERA (21.1 IP/5 ER). Allowed just 12 hits and 6 walks with 22 strikeouts.



INNINGS PITCHED	5.1 - 8/11/20 at TOR
STRIKEOUTS	9 - 8/16/20 vs. ATL
LAST CG	None
LAST SHUTOUT	None
LOW-HIT CG	None
SCORELESS IP	8.1 - 8/11/18 to 8/23/18
WIN STREAK	2 - 7/11/18 to 7/15/18
LOSS STREAK	5 - 5/21/18 to 6/26/18

FRONT OFFICE

FIELD STAFF

PLAYERS

CLUB HISTORY

PLAYER DEVELOPMENT

OPPONENTS

GENERAL INFORMATION



2019: Pacific Coast League Pitcher of the Week (May 12)
2018: Midwest League Pitcher of the Week (August 7)
 Midwest League Pitcher of the Week (July 10)



2017: Acquired by Miami from Houston in Major League phase of Rule 5 Draft on 12/14
2011: Signed by Houston as a non-drafted free agent on 11/15; signed by Astros' scouts Felix Francisco, Oscar Alvarado, and Jose Palacios



2021: Right Quad Strain (June 4 - August 15)
 Right Biceps Inflammation (April 4 - June 3)
2020: Strained right Latissimus Dorsi (September 2 - Season)
2018: Tooth infection (March 29-May 9)
 Right third finger blister (August 24-September 4)

HERNANDEZ'S PITCHING HISTORY

YEAR	CLUB	W-L	ERA	G	GS	CG	SHO	SV	SVO	IP	H	R	ER	HR	HB	BB	SO	WP	BK
2021	MIAMI	1-3	4.18	11	11	0	0	0	0	51.2	54	26	24	13	3	14	53	1	0
	Jacksonville (AAA)	0-1	2.95	5	5	0	0	0	0	21.1	11	8	7	3	0	3	32	0	0
	Pensacola (AA)	0-0	0.00	1	1	0	0	0	0	2.2	1	0	0	0	1	0	3	0	0
	Minors (9 yrs.)	28-26	3.13	114	85	2	0	3	6	475.0	412	192	165	35	33	137	505	41	6
	MAJORS (4 yrs.)	7-15	4.67	70	38	0	0	0	0	225.1	219	123	117	49	16	72	217	4	2

BATTING HISTORY

YEAR	CLUB	AVG.	G	AB	R	H	2B	3B	HR	RBI	SH	SF	HBP	BB	SO	SB	CS	OBP	SLG	E
2021	MIAMI	.071	11	14	1	1	0	0	0	0	4	0	0	0	7	0	0	.071	.045	0
	MAJORS (3 yrs.)	.045	63	44	1	2	0	0	0	0	8	0	0	1	24	0	0	.067	.045	2





25 RHP JORDAN HOLLOWAY

HEIGHT
6'6"

WT
230

B/T
R/R

BORN
ARVADA, CO

DOB
JUNE 13, 1996

CAREER HIGHLIGHTS

- Jordan Lee Holloway entered the **2021** season as the Marlins No. 24 prospect according to *MLB.com*.
- Pitched in 13 games, making 4 starts and finishing 2-3 with a 4.00 ERA. Was 0-2 with 12.0 innings and 14 earned runs (10.50 ERA) as a starter; 2-1 with 24.0 innings and 1 earned run (0.75 ERA) as a reliever.
- Made his season debut on April 5 against St. Louis. Did not allow a hit in 2.0 innings and struck out 3.
- Made his first Major League start on May 10 at Arizona. Allowed 4 runs (3 earned) on 5 hits in 3.2 innings.
- Pitched a career-high 5.0 innings in relief against Philadelphia on July 16. Did not allow a hit and struck out 6.
- In his only appearance of **2020**, pitched 0.1 inning, allowing 2 hits and a walk, in his Major League debut in Philadelphia on July 26. Placed on the Injured List on August 2 and missed the rest of the season.
- Spent all of **2019** with Advanced-A Jupiter, going 4-11 with a 4.45 ERA in 21 games, 95.0 innings, striking out 93 batters.
- Set a career-high with 7.0 innings pitched on August 14 against Lakeland. Allowed 4 hits and 1 run while striking out 4.
- Spent the **2018** season rehabbing from Tommy John surgery.
- Made first of 3 rehab appearances for GCL Marlins on June 21 vs. GCL Astros, tossing 0.2 inning and allowing an unearned run on 2 hits, with 1 strikeout. It marked his first appearance since June 1, 2017 with Single-A Greensboro. Rehab was transferred to Short-Season-A Batavia and he tossed 5.0 perfect innings over 2 starts with 4 strikeouts, to wrap up season.
- Spent **2017** with Single-A Greensboro. Posted a 1-3 record with a 5.22 ERA (50.0 IP/29 ER) in 11 appearances.
- Struck out a career-high 9 batters in second start on April 11 vs. Delmarva. Allowed 2 runs on 4 hits with a home run and a hit batter, over 5.0 innings.
- Earned his only win and tied season-high in innings pitched on the May 27 outing vs. Kannapolis.
- Season was cut short after start on June 3 due to Tommy John surgery.
- Began **2016** with Greensboro, posting a 2-4 record with a 6.16 ERA (30.2 IP/21 ER) in 8 starts.
- Earned first win on May 22 vs. Hagerstown. Tossed 5.0 innings, allowing 2 runs on 4 hits with a home run, 1 walk, and a hit batter while striking out 3.
- Went 0-3 with a 6.23 ERA (17.1 IP/12 ER) in 5 starts for the Muckdogs before being placed on the 7-day disabled list with a right triceps strain.
- Did not make first appearance of **2015** until June 12 with Single-A Greensboro.
- Made just 2 starts for Grasshoppers, going 0-1 with 7.00 ERA (9.0 IP/7 ER).
- Transferred to Batavia on June 19 and went 5-6 with 2.91 ERA (68.0 IP/22 ER) over 14 starts for remainder of season.
- Earned his first win and struck out a season-high 6 batters on July 3 vs. Mahoning Valley; tied mark in next start, on July 10 vs. Auburn.
- Was named a New York-Penn League Midseason All-Star after going 3-5 in 10 starts, posting a 3.12 ERA (49.0 IP/17 ER) with 32 strikeouts and holding opponents to a .206 average prior to the break.
- Also earned the win in 2 consecutive starts on August 28 vs. Williamsport and September 2 at State College. Tossed 5.0 scoreless innings in both starts and earned NYPL Pitcher of the Week honors.
- Made professional debut in **2014** with GCL Marlins; picked up a win in his first career outing, a 1.0 inning relief appearance on July 9 vs. GCL Nationals.
- Attended Ralston Valley High School in Colorado. Enjoys video games, art, and tattoos. Favorite TV show is Game of Thrones.



INNINGS PITCHED	5.0 - 9/13/20 vs. PHI
STRIKEOUTS	6 - 9/13/20 vs. PHI
SCORELESS IP	10.0 - 4/5/21 - 5/5/21
WIN STREAK	None
LOSS STREAK	2 - 5/10/21 - 5/15/21

Holloway spent the 2018 season rehabbing from Tommy John surgery. Fellow Marlins' pitching prospect Braxton Garrett required the surgery within two weeks of Holloway. They lived together in Jupiter while they were recovering and rehabbing and formed a bond - in addition to getting "addicted to 'Fortnite,' a popular battle royale video game.

FRONT OFFICE

FIELD STAFF

PLAYERS

CLUB HISTORY

PLAYER DEVELOPMENT

OPPONENTS

GENERAL INFORMATION



2014: Selected by Miami in the 20th round of the First-Year Player Draft; signed by Marlins' scout Scott Stanley



2020: Undisclosed (August 2 - Season)



2019: Florida State League Midseason All-Star

2015: New York-Penn League Midseason All-Star
NYPL Pitcher of the Week (August 3)

HOLLOWAY'S PITCHING HISTORY

YEAR	CLUB	W-L	ERA	G	GS	CG	SHO	SV	SVO	IP	H	R	ER	HR	HB	BB	SO	WP	BK
2021	MIAMI	2-3	4.00	14	4	0	0	0	0	36.1	25	19	16	3	0	26	36	2	0
	Jacksonville (AAA)	0-5	4.88	8	6	0	0	0	0	31.1	29	20	17	5	2	14	29	1	0
	Jupiter (A)	0-0	13.50	2	2	0	0	0	0	2.0	7	3	3	0	0	1	2	0	0
	Minors (7 yrs.)	13-35	4.72	86	80	2	0	0	1	337.2	316	207	177	29	16	181	276	47	1
	MAJORS (2 yrs.)	2-3	3.96	14	4	0	0	0	0	36.1	25	19	16	3	0	27	36	2	0

BATTING HISTORY

YEAR	CLUB	AVG.	G	AB	R	H	2B	3B	HR	RBI	SH	SF	HBP	BB	SO	SB	CS	OBP	SLG	E
2021	MIAMI	.100	12	10	0	1	0	0	0	0	0	0	0	0	6	0	0	.100	.100	0
	MAJORS (2 yrs.)	.100	12	10	0	1	0	0	0	0	0	0	0	0	6	0	0	.100	.100	0





49 RHP PABLO LÓPEZ

HEIGHT
6'4"

WT
225

B/T
R/L

BORN
CABIMAS, VZ

DOB
MARCH 7, 1996

CAREER HIGHLIGHTS

- Pablo Jose López made 20 starts in **2021**, falling 1 short of tying a career high.
- Finished the season 5-5 with a 3.07 ERA in 102.2 innings pitched. Struck out 115 batters.
- Started the final game of the year after missing the second half of the season with right rotator cuff strain.
- Allowed more than 2 runs in a game just 3 times. Held opponents to 1 run or less in 10 of his 20 starts and 2 runs or less in 15 of his 18 starts (including 6 outings where he did not allow an earned run). Has 21 combined starts, allowing 2 runs or less since the start of 2020.
- Set a Major League record with 9 consecutive strikeouts to start a game on July 11 against Atlanta. Those 9 strikeouts were also a career-high.
- Set a career-high with 8.0 innings pitched against Colorado at loanDepot park on June 8. Allowed 5 hits and 2 runs. Struck out 8.
- In his last 12 starts after May 16, went 5-2 with a 3.07 ERA, striking out 72 batters over 58.2 innings.
- Went 6-4 with a 3.61 ERA in 11 games, all starts in **2020**. Struck out 59 in 57.1 innings. Led the Marlins in innings, starts, wins and strikeouts.
- Started the Marlins first game back after an 8-day quarantine. Worked 5.0 scoreless innings, allowed 2 hits, and tied a career-high with 7 strikeouts in Baltimore on August 4.
- Set a new career high in strikeouts with eight in 6.0 innings against Atlanta on August 14.
- After a 4-game losing streak and the Marlins magic number sitting at 3 with 4 games to play, Lopez sat through an hour and 38-minute rain delay and threw 5.0 shutout innings, striking out 6 against Atlanta in his final start of the regular season on September 24.
- Won his final 3 starts of the season from September 14-24. Combined to go 3-0 with a 1.58 ERA and 19 strikeouts in 17.1 innings.
- One of only five players with INF Jesus Aguilar, INF Brian Anderson, RHP Brandon Kintzler, and RHP Brad Boxberger to spend the entire season on the active roster.
- Was the first Marlin to make 2 starts in 2020. Miami became the first team in MLB history to play their first 9 games of the season and not have a pitcher make more than 1 start, (Sandy Alcantara, Caleb Smith, Robert Dugger, Pablo López, Elieser Hernandez, Josh A. Smith, Jordan Yamamoto, Humberto Mejia, and Daniel Castano). The previous record of 8 was held by the 1904 Philadelphia Phillies, who started 2-5-1 and used eight total pitchers in their first 9 games. Miami used 27 pitchers in its first 9 and went 7-2.
- Made 1 start in the postseason. Pitched Game 2 of the Division Series against Atlanta. Worked 5.0 innings allowing 3 hits and 2 runs while striking out 7.
- Made just 21 starts in **2019**, missing over two months on the Injured List with a right shoulder strain. He went 5-8 with a 5.09 ERA (111.1 IP/63 ER) overall.
- His 2.19 BB/9 ratio this season was the 13th-lowest in Franchise history (min. 21 games started).
- He posted a 3-3 record with a 3.39 ERA (63.2 IP/24 ER), a .229 average against, and 54 strikeouts in 11 starts at loanDepot park, compared to 2-5 with a 7.36 ERA (47.2 IP/39 ER), a .299 average against, and 41 strikeouts in 10 road starts.
- His ERA at loanDepot park was the 12th-best (min. 11 games started) by a Marlin since the venue opened in 2012.
- Allowed career highs in hits (10) and runs (10) in an 11-2 loss on May 10 at Citi Field, then bounced back with best outing of his career, also against the Mets, on May 18 at loanDepot park, shutting them out over a career-best 7.0 innings, allowing just 1 hit and tying his career high with 7 strikeouts. He retired 14 straight batters after a lead-off double to start that game.
- He was just the second pitcher since 1913 to allow 10+ hits and runs in a start and then respond with 7.0+ innings of 1 or 0 hits in his next start, joining Jeff Samardzija in 2015 for the White Sox (10 runs, 11 hits September 14 vs. OAK; 1-hit shutout September 21 at Detroit). Lopez was the only pitcher since 1906 to accomplish the feat when facing the same opponent in both starts. - *Elias Sports Bureau*
- On June 4 at Milwaukee, he scattered 3 hits and a walk, with 7 strikeouts, across 6.0 shutout innings in a 16-0 victory. It was just the seventh time in Club history that a starter has been in the game for 15+ runs of support (team record is 18).
- On September 11 vs. Milwaukee, issued a season-high 4 walks, snapping a streak of 8 straight starts allowing 1 or 0 walks. The stretch was tied for the 4th-longest streak by a starter in Club history, behind Ricky Nolasco (13), Dan Straily (9), and Justin Nicolino (9).
- In 10 starts with Miami, went 2-4 with a 4.14 ERA (58.2 IP/27 ER). In addition, made 12 starts between Double-A Jacksonville and Triple-A New Orleans, combining on 2-3 record, 1.44 ERA (62.1 IP/10 ER), and .196 (46x235) opponent average.
- Began **2018** season at Jacksonville, making 8 starts with a 1-2 record and 0.62 ERA (43.2 IP/3 ER). Had a 1.6 BB/9.0 rate, while strikeouts per 9.0



INNINGS PITCHED	8.0 - 6/8/21 vs. COL
STRIKEOUTS	9 - 4x; last, 7/11/21 vs. ATL
LAST CG	None
LAST SHUTOUT	None
LOW-HIT CG	None
SCORELESS IP	10.0 - 5/29/19 - 6/9/19
WIN STREAK	3 - 9/14/20 - 9/24/20
LOSS STREAK	3 - 3x; last, 8/29/20 - 9/9/20

López, whose mother is a pediatrician, was accepted into medical school at the age of 16, but opted to pursue his baseball career.

FRONT OFFICE

FIELD STAFF

PLAYERS

CLUB HISTORY

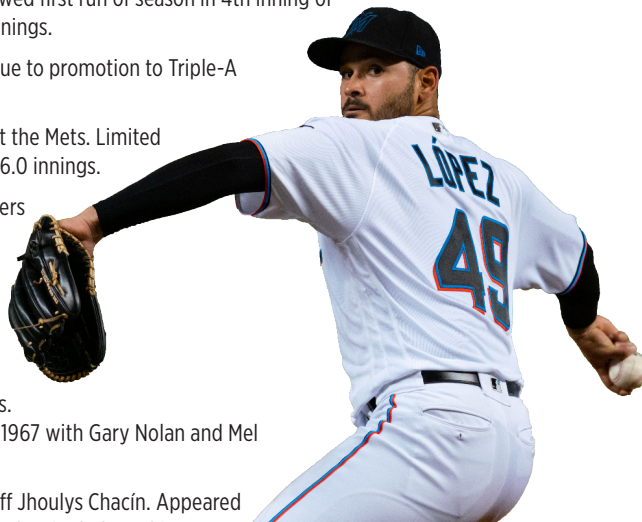
PLAYER DEVELOPMENT

OPPONENTS

GENERAL INFORMATION

was 10.6. Over first 4 starts, allowed just 9 hits over 19.0 scoreless innings. Allowed first run of season in 4th inning of May 13 start at Montgomery, ending season-opening scoreless streak at 23.0 innings.

- Earned Southern League All-Star honors, but did not participate in the game due to promotion to Triple-A New Orleans on June 6.
- Recalled by Miami on June 30 and made Major League debut that night against the Mets. Limited New York to 2 runs on 6 hits and a walk (intentional), while striking out 5 over 6.0 innings.
- At the time of promotion, ranked 6th among all full season Minor League pitchers in ERA (1.44) and WHIP (0.93), and 12th in average against.
- Became 12th starter in Marlins' history to earn a win in Major League debut.
- The night before his debut, Sandy Alcántara made his first career Major League start and also earned a win. Became first set of teammates to earn wins in their first career starts in consecutive days since April 9-10, 2012, when Yu Darvish and Neftalí Feliz each made their first career starts with the Rangers. The last National League team to have such a duo was the Reds on April 15-16, 1967 with Gary Nolan and Mel Queen. - *Stats LLC*



López spoke four languages when he graduated high school: Spanish, English, Italian, and Portuguese. His English and Spanish remain fluent, but in the years since graduating he has lost some of his Italian and Portuguese skills.

- Recorded first Major League hit on July 10 vs. Milwaukee, a single to left field off Jhoulys Chacín. Appeared as a pinch-hitter twice. In final pinch-hit appearance, on July 15 vs. Philadelphia, he singled, marking Miami's first pinch-hit by a pitcher since a 2-run double by José Fernández on July 1, 2016 at Atlanta.
- Spent **2017** at Single-A level in Seattle and Miami organizations, making 19 appearances (18 starts) for Modesto Nuts to start season and 8 appearances (6 starts) for Jupiter Hammerheads following July 20 trade.
- Set career highs with 8.0 innings pitched and 9 strikeouts on July 7 at San Jose, allowing just 1 run on 2 hits and picking up final win in Seattle organization.
- Made Jupiter debut on July 26 vs. Florida, allowing 2 runs on 7 hits and a walk over 6.0 innings, with 6 strikeouts.
- Spent **2016** campaign with Single-A Clinton, making season debut on May 28.
- Made 17 appearances (13 starts), going 6-1 with a 1.88 ERA (71.2 IP/15 ER) in his starts.
- Tossed at least 6.0 innings in 8 of his starts.
- Returned from Tommy John surgery rehab on June 20, 2015 with the Arizona League Mariners.
- Picked up a relief win in season debut at AZL Padres (1.0 inning, 3 hits).
- Made 12 appearances (3 starts) overall, going 2-0, 3.25 ERA (27.2 IP/10 ER) out of bullpen and 0-1, 2.79 ERA (9.2 IP/3 ER) as starter.
- Had 2nd-lowest walks-per-9.0 innings rate among AZL relievers (0.98).
- Missed **2014** season following Tommy John surgery on November 11, 2013.
- Made professional debut in **2013** with Venezuelan Summer League Mariners on May 23 vs. VSL Detroit.
- Over first 8 starts, went 6-0 with 2.30 ERA (43.0 IP/11 ER).
- Finished campaign 2nd in VSL in WHIP (0.93) and opponent average (.209), and 4th in wins and ERA.
- Picked up first career win in his second start, on May 29 vs. VSL Tampa Bay, tossing 5.0 shutout innings (1 hit, 4 strikeouts).



2021: Right rotator cuff strain (July 17 - October 3)
2019: Right shoulder strain (June 19-August 26)
2018: Right shoulder strain (September 1-season)



2018: Southern League All-Star.



2017: Acquired by Miami with OF Brayan Hernandez, RHP Brandon Miller, and RHP Lukas Schiraldi from Seattle in exchange for RHP David Phelps on 7/20

2018: Signed by Seattle as International free agent on 7/4; signed by Mariners' scouts Bob Engle and Emilio Carrasquel

LOPEZ'S PITCHING HISTORY

YEAR	CLUB	W-L	ERA	G	GS	CG	SHO	SV	SVO	IP	H	R	ER	HR	HB	BB	SO	WP	BK
2021	MIAMI	5-5	3.07	20	20	0	0	0	0	102.2	89	37	35	11	7	26	115	3	0
	Minors (7 yrs.)	23-20	3.10	87	71	0	0	0	0	415.1	381	173	143	22	24	65	328	28	7
	MAJORS (4 yrs.)	18-21	4.04	62	62	0	0	0	0	330.0	306	156	148	38	24	89	315	11	2

BATTING HISTORY

YEAR	CLUB	AVG.	G	AB	R	H	2B	3B	HR	RBI	SH	SF	HBP	BB	SO	SB	CS	OBP	SLG	E
2021	MIAMI	.061	20	33	2	2	2	0	0	0	2	0	0	0	17	0	0	.061	.121	0
	MAJORS (3 yrs.)	.131	52	84	4	11	4	0	0	3	3	0	0	1	44	0	0	.141	.179	1

POSTSEASON HISTORY

YEAR	CLUB/OPP	SERIES	W-L	ERA	G	GS	CG	SHO	SV	SVO	IP	H	R	ER	HR	HB	BB	SO	WP	BK
2020	MIA/ATL	NLDS	0-1	3.60	1	1	0	0	0	0	5.0	3	2	2	2	0	0	7	0	0



FRONT OFFICE

FIELD STAFF

PLAYERS

CLUB HISTORY

PLAYER DEVELOPMENT

OPPONENTS

GENERAL INFORMATION



44 LHP JESUS LUZARDO

HEIGHT
6'0"

WT
218

B/T
L/L

BORN
LIMA, PERU

DOB
SEPTEMBER 30, 1997

CAREER HIGHLIGHTS

- Jesus G. Luzardo made 12 starts with the Marlins in **2021** after being acquired from Oakland at the trade deadline in exchange for OF Starling Marte.
- Finished the season with just 3 starts on the road for the Marlins (August 7 at Colorado, September 14 at Washington, and September 26 at Tampa Bay). Went 4-2 with a 5.68 ERA at loanDepot park and 0-3 with a 9.00 ERA on the road.
- Pitched 5.2 innings or more in 3 starts and allowed no more than 3 runs before from August 29 - September 9. He was 1-0 with a 2.60 ERA in those games.
- Opened the year with Oakland before being acquired on July 28. Went 2-4 with a 6.87 ERA in 13 games (6 starts) with the A's. Also made 8 starts with Triple-A Las Vegas, going 2-2 with a 6.52 ERA (29.0 IP/21 ER). Made his Marlins debut on August 2 at loanDepot park, starting and earning the win against the Mets, limiting New York to 3 runs in 5.0 innings.
- Struck out a career-high 11 in 5.1 innings in his final start of the season against Philadelphia on October 2. Allowed 1 run on 6 hits to pick up his 4th win with the Marlins.
- Went 3-2 with a 4.12 ERA in 12 games with Oakland, including 9 starts, in **2020**. Ranked 2nd among Major League rookies in strikeouts (59) and innings pitched (59.0), tied for 5th in games, and tied for 9th in wins and games started.
- Went 3-2 with a 3.83 ERA in his 9 starts and 0-0 with a 5.59 ERA in 3 relief appearances. Made his first Major League start August 4, 2020 against Texas. Pitched 5.0 scoreless innings and allowed just 2 hits and 2 walks, but had a no-decision in the A's 5-1 win. At the age of 22 years and 309 days, he was the youngest A's pitcher to start a game since Brett Anderson was 22 years, 243 days on October 2, 2010.
- Earned his first big league win in his second start, a 7-2 A's win over Houston on August 9. At the age of 22 years and 314 days, he was the youngest A's pitcher to win a game since Anderson in that October 2, 2010 game.
- Went 0-1 with a 8.22 ERA in 2 postseason starts. Joined Jarrod Parker (2012) and Sonny Gray (2013) as the only rookie pitchers in Athletics' history to make 2 postseason starts.
- Started Game 1 of the ALWCS against Chicago on September 29 and was the losing pitcher in the A's 4-1 loss (3.1 IP, 6 hits, 3 runs, 3 earned runs, 5 strikeouts, 2 home runs). The start came one day before his 23rd birthday, making him the 8th-youngest pitcher in Athletics history to start a postseason game. Was the youngest since Barry Zito started Game 4 of the 2000 ALDS at the age of 22 years, 147 days.
- Made his Major League debut on September 11, **2019** at Houston. Pitched 3.0 innings and allowed 1 run on 1 hit, a Martin Maldonado solo home run in the 6th inning. Struck out the first batter he faced, Aledmys Diaz. At 21 years and 346 days old, he became the youngest A's pitcher since Brett Anderson on October 1, 2009 (21 years, 242 days). He also became the first player born in Peru in Major League history.
- Worked 3.0 scoreless innings of relief in the AL Wild Card game on October 2 against Tampa Bay (1 hit, 2 walks, 4 strikeouts). The appearance came two days after his 22nd birthday, making him the 2nd-youngest pitcher in Oakland postseason history behind Rich Harden in 2003 (21 years and 305 days).
- Made his Double-A and Triple-A debuts in **2018**. Pitched for three different teams in the A's farm system and combined for a 10-5 record and a 2.88 ERA in 23 starts with Single-A Stockton, Double-A Midland and Triple-A Nashville.
- Struck out 129 batters in 109.1 innings, an average of 10.62 per 9.0 innings.
- Was ranked No. 7 on *Baseball America's* Top 100 Prospects listed and No. 14 by *MLB.com*.
- Pitched for three different teams in two organizations in his first professional season in **2017**. Combined to go 2-1 with a 1.66 ERA with a .216 opponents batting average in 12 games, including 11 starts. Struck out 48 batters in 43.1 innings and walked just 5.
- Missed all of **2016** after undergoing Tommy John surgery while in high school.
- Graduated from Stoneman Douglas High School in Parkland, Fla. Went 4-0 with a 0.66 ERA in 4 starts as a senior in 2016 before undergoing Tommy John surgery on March 22.



INNINGS PITCHED	7.0 - 9/9/20 vs. HOU
STRIKEOUTS	11 - 10/2/21 vs. PHI
LAST CG	None
LAST SHUTOUT	None
LOW-HIT CG	None
SCORELESS IP	12.0 - 9/21/19 - 7/29/20
WIN STREAK	None
LOSS STREAK	2 - 3x; Last, 8/18/21 - 8/24/21

FRONT OFFICE

FIELD STAFF

PLAYERS

CLUB HISTORY

PLAYER DEVELOPMENT

OPPONENTS

GENERAL INFORMATION



2021: Left hand fracture (May 2 - May 30)



2018: Futures Game Selection
Texas League Midseason All-Star
MiLB Organizational All-Star (Oakland)



2021: Acquired by Miami from Oakland in exchange for OF Starling Marte on 7/28.

2016: Acquired by Oakland with RHP Blake Treinen and INF Sheldon Neuse from Washington in exchange for RHP Ryan Madson and LHP Sean Doolittle

2016: Selected by Washington in the third round of the First-Year Player Draft.

LUZARDO'S PITCHING HISTORY

YEAR	CLUB	W-L	ERA	G	GS	CG	SHO	SV	SVO	IP	H	R	ER	HR	HB	BB	SO	WP	BK
2021	MIAMI	4-5	6.44	12	12	0	0	0	0	57.1	60	41	41	9	4	32	58	5	0
	OAKLAND	2-4	6.87	13	6	0	0	0	0	38.0	46	32	29	11	0	16	40	3	0
	Las Vegas (AAA)	2-2	6.52	8	8	0	0	0	0	29.0	33	24	21	3	5	15	26	3	0
	Minors (4 yrs.)	16-9	3.04	54	51	0	0	0	0	224.2	193	83	76	16	12	58	260	13	4
	MAJORS (3 yrs.)	9-11	5.36	43	27	0	0	2	2	166.1	169	102	99	30	8	68	173	13	1

BATTING HISTORY

YEAR	CLUB	AVG.	G	AB	R	H	2B	3B	HR	RBI	SH	SF	HBP	BB	SO	SB	CS	OBP	SLG	E
2021	MIAMI	.000	11	14	1	0	0	0	0	0	1	0	0	4	6	0	0	.211	.000	0
	MAJORS (2 yrs.)	.000	13	15	1	0	0	0	0	0	1	0	0	4	6	0	0	.211	.000	1

POSTSEASON HISTORY

YEAR	CLUB/OPP	SERIES	W-L	ERA	G	GS	CG	SHO	SV	SVO	IP	H	R	ER	HR	HB	BB	SO	WP	BK
2019	OAK/TBR	ALWC	0-0	0.00	1	0	0	0	0	0	3.0	1	0	0	0	0	2	4	0	0
2020	OAK/CHW	ALWC	0-1	8.10	1	1	0	0	0	0	3.1	6	3	3	2	0	0	5	0	0
	OAK/HOU	ALDS	0-0	8.31	1	1	0	0	0	0	4.1	5	4	4	2	0	2	2	0	0
	Wild Card		0-1	4.26	2	1	0	0	0	0	6.1	7	3	3	2	0	2	9	0	0
	Division Series		0-0	8.31	1	1	0	0	0	0	4.1	5	4	4	2	0	2	2	0	0
	TOTALS		0-1	5.91	3	2	0	0	0	0	10.2	12	7	7	4	0	4	11	0	0



FRONT OFFICE

FIELD STAFF

PLAYERS

CLUB HISTORY

PLAYER DEVELOPMENT

OPPONENTS

GENERAL INFORMATION



29 RHP NICK NEIDERT

HEIGHT
6'0"

WT
190

B/T
R/R

BORN
SUWANEE, GA

DOB
NOVEMBER 20, 1996

CAREER HIGHLIGHTS

- Nicholas William Neidert (NYE-dirt) entered the **2021** season as the Marlins No. 12 prospect according to MLB.com.
- Made 8 appearances for the Marlins this season including 7 starts in four stints in the Major Leagues. Finished the season 1-2 with a 4.54 ERA in 35.2 innings.
- Earned his first MLB win against the New York Mets on August 3. He worked 5.2 innings and allowed 3 runs on 3 hits.
- Allowed 1 run on 4 hits in 4.0 innings on May 26 vs. Philadelphia. Pitched out of the bullpen on July 8 against the Dodgers. He allowed just 3 hits in 4 scoreless frames. Allowed 1 run on 3 hits in 5.0 innings at Washington on July 21. Combined to pitch 13.0 innings and allow just 2 runs (1.28 ERA) on 10 hits in those 3 outings.
- A native of Suwanee, Georgia, he made his second start of 2021 at Atlanta on April 14, holding the Braves to 3 runs in 4.2 innings pitched.
- Went 6-4 with a 3.67 ERA in 14 games (13 starts) and 68.2 innings for Triple-A Jacksonville.
- Pitched in four games for the Marlins in **2020**. Finished the season 0-0 with a 5.40 ERA in 8.1 innings. 3 of his 4 outings were scoreless.
- Made his Major League debut on July 25 in Philadelphia. Worked 2.1 innings allowing 1 hit and 1 walk. Picked up his first big league strikeout on September 17 against Boston. Struck out Kevin Plawecki in the 8th inning.
- Made just 9 starts at Triple-A New Orleans in **2019** due to a torn right meniscus.
- Went 1-2 with an 8.71 ERA (10.1 IP/10 ER) in 3 April starts prior to the injury; was 2-1, 2.54 ERA (28.1 IP/8 ER) in 5 August starts upon his return from rehab.
- Continued comeback in the Arizona Fall League with the Salt River Rafters, going 2-0 with a 1.25 ERA (21.2 IP/3 ER) in 5 starts for the AFL champs. He struck out 19 batters and walked just 2, posting a 0.83 WHIP.
- Earned AFL Pitcher of the Week award for Sept. 23-29 after giving up 1 run on 4 hits over 9.0 innings, with 9 strikeouts, in 2 starts.
- Finished **2018** with a 12-7 record, 3.24 ERA (152.2 IP/55 ER), and 154 strikeouts in 26 starts with Double-A Jacksonville, earning Marlins' Organizational Pitcher of the Year award.
- Led Southern League in wins and innings pitched, ranked 2nd in strikeouts, tied for 3rd in ERA, and tied for 4th in WHIP (1.13).
- Named a Midseason All-Star in the Southern League, going 6-4, 3.16 (68.1/24) with 77 strikeouts in 13 starts prior to the break.
- Struck out 9.08 batters per 9.0 innings, which ranked 3rd highest among Southern League starters.
- Tossed 1.0 inning in the ASG in Birmingham on June 19, allowing 1 hit and striking out 1.
- Named California League Pitcher of the Year in **2017** after going 10-3 with a 2.76 ERA (104.1 IP/32 ER) in 19 starts for Single-A Modesto in Seattle's system.
- Was a Midseason and Postseason All-Star in the CL, going 5-3, 3.31 ERA (73.1 IP/27 ER) in 14 starts before the break and 5-0, 1.45 ERA(31.0 IP/5 ER) in 5 starts after the break.
- Earned CL Pitcher of the Week honors for July 3-9 after tossing 7.0 shutout innings on July 6 at Visalia (4 hits, a walk, and 6 strikeouts).
- Spent all of **2016** with Single-A Clinton; went 6-1 with a 2.22 ERA (48.2 IP/12 ER) over first 8 starts.
- Made professional debut in **2015** with AZL Mariners; debuted on June 23 at AZL White Sox (2.0 innings pitched, 2 hits, and a strikeout).
- Held opponents scoreless in 6 of 11 starts.
- Attended Peachtree Ridge High School in Suwanee, Georgia. Selected as a First-Team All-American and Southeastern All-Region First-Team by Perfect Game in 2015.



INNINGS PITCHED	5.2 - 8/3/21 vs. NYM
STRIKEOUTS	5 - 8/3/21 vs. NYM
SCORELESS IP	4.1 - 7/25/20 - 9/20/20
WIN STREAK	None
LOSS STREAK	None

Neidert is a die-hard fan of the University of Georgia football team. He committed to the University of South Carolina, but signed with Seattle after being selected in the second round in 2015.

Neidert has gone on two goodwill missions to Guatemala for Living Water International as part of an adopt-a-child program. He will return after the 2021 season to lay concrete floors in the home of his adopted child.

FRONT OFFICE

FIELD STAFF

PLAYERS

CLUB HISTORY

PLAYER DEVELOPMENT

OPPONENTS

GENERAL INFORMATION



2017: Acquired with RHP Robert Dugger and INF Chris Torres from Seattle in exchange for OF Dee Gordon and international signing bonus pool money on 12/7

2015: Selected by Seattle in second round of First-Year Player Draft; signed by Mariners' scout Dustin Evans



2021: Right biceps inflammation (May 27 - June 28)

2020: Undisclosed (August 4 - September 13)



2019: AFL Fall Star

AFL Pitcher of the Week (September 23-29)

2018: Marlins Organizational Pitcher of the Year

Southern League Midseason All-Star

2017: California League Pitcher of the Year

California League Midseason and Postseason All-Star

California League Pitcher of the Week (July 3-9)

NEIDERT'S PITCHING HISTORY

YEAR	CLUB	W-L	ERA	G	GS	CG	SHO	SV	SVO	IP	H	R	ER	HR	HB	BB	SO	WP	BK
2021	MIAMI	1-2	4.54	8	7	0	0	0	0	35.2	31	18	18	4	5	23	21	3	0
	Jacksonville (AAA)	6-4	3.67	14	13	1	0	0	0	68.2	71	41	28	8	7	21	52	4	0
	Minors (6 yrs.)	39-27	3.26	108	107	1	0	0	0	529.1	498	221	192	49	28	123	466	25	3
	MAJORS (2 yrs.)	1-2	4.70	12	7	0	0	0	0	44.0	41	23	23	5	5	25	25	3	0

BATTING HISTORY

YEAR	CLUB	AVG.	G	AB	R	H	2B	3B	HR	RBI	SH	SF	HBP	BB	SO	SB	CS	OBP	SLG	E
2021	MIAMI	.000	8	11	0	0	0	0	0	0	0	0	0	1	5	0	0	.083	.000	0
	MAJORS (1 yr.)	.000	8	11	0	0	0	0	0	0	0	0	0	1	5	0	0	.083	.000	0

FRONT OFFICE

FIELD STAFF

PLAYERS

CLUB HISTORY

PLAYER DEVELOPMENT

OPPONENTS

GENERAL INFORMATION



48 LHP STEVEN OKERT

HEIGHT
6'2"

WT
202

B/T
L/L

BORN
RIVERSIDE, CA

DOB
JULY 9, 1991

CAREER HIGHLIGHTS

- Steven Chandler Okert went 3-1 with a 2.75 ERA for Miami in **2021**. Worked 36.0 innings and struck out 40 batters. Allowed just 22 hits but walked 15.
- Joined the big league club on June 29, went 2-0 with a 1.80 ERA in 15 games (20.0 IP) for the Jumbo Shrimp. Collected 4 saves in 4 opportunities.
- Made his season debut on April 11 at New York Mets. Pitched a scoreless 1.2 innings.
- Worked 9.0 consecutive scoreless innings from August 9 - September 10.
- Did not pitch in **2020**.
- Spent all of **2019** with Triple-A Sacramento in the San Francisco Giants organization. Finished 8-2 with a 5.31 ERA in 50 games (4 starts). Struck out 75 in 57.2 innings.
- Pitched in 10 games for San Francisco in **2018**. Went 0-0 with a 1.23 ERA in 7.1 innings in the big leagues. Held hitters to a .148 average.
- Appeared in 33 games with Triple-A Sacramento, going 2-1 with a 4.55 ERA (31.2 IP/16 ER) prior to his September call-up.
- Was recalled from Triple-A Sacramento to the Major Leagues on four different occasions in **2017**. Went 1-1 with a 5.67 ERA in 44 relief appearances.
- Made his Major League debut on April 19, **2016** vs. Arizona and tossed 2.0 scoreless innings, allowing 1 hit with 2 strikeouts.
- Pitched in 16 MLB games. Finished without a decision and a 3.21 ERA in 14.0 innings pitched.
- Went 4-3 with a 3.80 ERA in 41 games in Triple-A.
- Spent all of **2015** with Triple-A Sacramento. Went 5-3 with a 3.82 ERA in 52 games and 61.1 innings of work.
- Combined for 57 games with Advanced-A San Jose and Double-A Richmond in **2014**, going 2-2 with a 2.11 ERA and 24 saves. His 24 saves led the entire Giants' organization.
- Named to the California League Midseason All-Star team.
- After the season, pitched for the Scottsdale Scorpions in the Arizona Fall League. selected to the AFL All-Prospect Team and was named to the Rising Stars Game after posting a 0.75 ERA (12.0 IP/1 ER) with 17 strikeouts in 10 games.
- Went 2-2 with a 2.97 ERA in 44 games for Single-A August in **2013**. Worked 60.2 innings and struck out 59.
- Pitched for the Rookie-level Arizona League Giants and Short Season-A Salem-Keizer in his first professional season in **2012**. Worked 17 total games. Allowed 7 earned runs in 28.2 innings (2.20 ERA).
- Pitched one season at the University of Oklahoma. Went 9-8 with a 3.07 ERA in 85.0 innings. Began his college career at Grayson Community College in Denison, Texas.



INNINGS PITCHED
STRIKEOUTS
SCORELESS IP
WIN STREAK
LOSS STREAK

2.1 - 8/6/21 at COL
5 - 8/6/21 at COL
10.1 - 9/11/17 - 9/30/17
None
None



2021: Signed by Miami as a Minor League free agent on 2/26

2012: Selected by San Francisco in the fourth round of the First-Year Player Draft.



No MLB Injury History



2014: California League Midseason All-Star
MiLB Organizational All-Star
Arizona Fall League Rising Star

OKERT'S PITCHING HISTORY

YEAR	CLUB	W-L	ERA	G	GS	CG	SHO	SV	SVO	IP	H	R	ER	HR	HB	BB	SO	WP	BK
2021	MIAMI	3-1	2.75	34	0	0	0	0	1	36.0	22	12	11	5	4	15	40	4	0
	Jacksonville (AAA)	2-0	1.80	15	0	0	0	4	4	20.0	13	4	4	1	2	4	29	2	1
	Minors (9 yrs.)	30-13	3.41	333	4	0	0	43	57	401.0	384	190	152	39	19	136	476	11	1
	MAJORS (4 yrs.)	4-2	3.63	104	0	0	0	0	1	84.1	64	36	34	11	7	30	84	4	0

FRONT OFFICE
FIELD STAFF
PLAYERS
CLUB HISTORY
PLAYER DEVELOPMENT
OPPONENTS
GENERAL INFORMATION



56 RHP ZACH POP

HEIGHT
6'4"

WT
220

B/T
R/R

BORN
BRAMPTON, CAN

DOB
SEPTEMBER 20, 1996

CAREER HIGHLIGHTS

- Zachery Michael Pop pitched in 50 games for the Marlins in **2021**. Finished the season 3-1 with a 2.75 ERA in 54.2 innings. Struck out 40.
- Made his Major League debut on April 3 against Tampa Bay. Pitched a scoreless, hitless inning.
- Earned his first Major League win on June 30 at Philadelphia. Pitched 1.0 scoreless inning.
- Had a scoreless-innings streak of 11.1 frames (9 appearances) from April 17 to May 20.
- Was selected by the Arizona Diamondbacks in the **2020** Rule 5 Draft and traded to the Marlins for a player to be named later.
- Did not pitch in 2020 as he recovered from Tommy John surgery.
- Pitched for Double-A Bowie in the Orioles organization in **2019**. Worked in 8 games, going 1-0 with an 0.84 ERA in 10.2 innings before suffering an elbow injury that would require Tommy John surgery.
- Made 44 appearances and posted a 2-3 record and a 1.53 ERA (64.2 IP/11 ER) with 64 strikeouts across three different levels (Single-A Great Lakes, Advanced-A Rancho Cucamonga, and Double-A Bowie) in **2018**.
- Traded from Los Angeles-NL to Baltimore on July 18 in the deal that sent INF Manny Machado to the Dodgers.
- Allowed 1 earned run from April 17 - July 11, totaling 40.2 innings pitched and 28 games.
- Posted a 0.33 ERA (27.0 IP/1 ER) in 14 games with Rancho Cucamonga.
- Went 8-for-10 in save opportunities (7-for-8 with Rancho Cucamonga and 1-for-2 with Bowie).
- Held right-handers to a .162 (21x130) batting average and left-handers to a .194 (18x93) average.
- Selected by the Los Angeles Dodgers in the seventh round of the **2017** First-Year Player Draft out of the University of Kentucky.
- Pitched in 5 games for the AZL Dodgers. Allowed 2 hits and no runs in 5.0 innings.
- In three years at Kentucky, went 1-3 with a 4.58 ERA in 74.2 innings. Made 2 starts, both as a freshman.
- Member of the Canadian Junior National Team before college.
- Also played golf, volleyball and hockey while at Notre Dame Catholic High School in Ontario.



INNINGS PITCHED
STRIKEOUTS
SCORELESS IP
WIN STREAK
LOSS STREAK

2.1 - 6/18/21 at CHC
3 - 3x: last, 6/4/21 at PIT
11.1 - 4/17/21 - 5/20/21
None
None



2020: Acquired by Miami from Arizona in exchange for a player to be named later on 12/10.

Selected in the Rule 5 Draft by Arizona from Baltimore on 12/10.

2018: Acquired by Baltimore from Los Angeles-NL with INF Breyvic Valera, OF Yusniel Diaz, RHP Dean Kremer and INF Rylan Bannon in exchange for INF Manny Machado.

2017: Selected by Los Angeles-NL in the seventh round of the First-Year Player Draft.



2021: Right middle finger soreness (August 14 - August 24)

POP'S PITCHING HISTORY

YEAR	CLUB	W-L	ERA	G	GS	CG	SHO	SV	SVO	IP	H	R	ER	HR	HB	BB	SO	WP	BK
2021	MIAMI	1-0	4.12	50	0	0	0	0	0	54.2	54	29	25	3	8	24	51	2	0
	Jupiter (A)	0-0	3.86	2	1	0	0	0	0	2.1	3	1	1	0	0	0	3	0	0
	Minors (4 yrs.)	3-3	1.42	59	1	0	0	8	11	82.2	51	18	13	1	5	25	83	6	0
	MAJORS (1 yr.)	1-0	4.12	50	0	0	0	0	0	54.2	54	29	25	3	8	24	51	2	0



72 RHP CODY POTEET

HEIGHT
6'1"

WT
190

B/T
R/R

BORN
SAN DIEGO, CA

DOB
JULY 30, 1994

CAREER HIGHLIGHTS

- Cody Austin Poteet made 7 starts for the Marlins in **2021**. Finished the season 2-3 with a 4.99 ERA.
- Made his Major League debut on May 12 at Arizona. Pitched 5.0 innings, allowing 2 runs, 4 hits, and 0 walks to earn his first Major League win. Became the third starting pitcher in Marlins history to pitch at least 5.0 innings and not allow a walk in his Major League debut, joining RHP Aníbal Sánchez on June 25, 2006 and RHP Sixto Sánchez on August 22, 2020.
- Started his MLB career 2-0 with a 1.06 ERA in his first 3 starts (17.0 IP/2 ER). Pitched 7.0 innings against the Mets on May 23. Allowed 3 hits and no runs.
- Landed on the Injured list on June 5 with a right MCL Sprain. Returned June 18 but was placed on the Injured List against on June 28 with a right knee sprain and was transferred to the 60-Day IL on August 20, missing the remainder of the year.
- Did not pitch in **2020**.
- Split **2019** between Triple-A New Orleans and Double-A Jacksonville. He combined to go 7-6 with a 3.56 ERA in 23 games (all starts). Worked 136.1 innings.
- Began the season with Double-A Jacksonville where he went 5-3 with a 2.25 ERA in 13 starts and 84.0 innings, earning a spot on the Southern League All-Star Team.
- In his final start in Double-A on June 23, he worked 7.0 innings, allowing 1 hit and striking out 11 against Pensacola.
- Called up to Triple-A New Orleans on June 30. Went 2-3 with a 5.68 ERA in 10 starts and 52.1 innings.
- Split **2018** between Advanced-A Jupiter and Double-A Jacksonville. Combined to go 4-15 with a 4.98 ERA in 26 games (25 starts).
- Started 4 games for Advanced-A Jupiter going 1-3 with a 3.60 ERA. Struck out 29 batters in 25.0 innings.
- Assigned to Double-A Jacksonville on July 28. Went 3-12 with a 5.26 ERA in 22 games (21 starts). Struck out 99 batters in 119.2 innings.
- Pitched in 16 games (14 starts) for Advanced-A Jupiter in **2017**. Went 3-7 with a 4.16 ERA in 80.0 innings.
- Earned a place on the Florida State League All-Star Team. Through July, was 3-3 with a 2.52 ERA. Went 0-4 with a 7.52 ERA in August.
- Spent all of **2016** with Single-A Greenboro. Went 4-9 with a 2.91 ERA in 24 games (all starts). Struck out 106 batters in 117.1 innings.
- Pitched in 5 games (4 starts) for Short-Season A Batavia in **2015** after Miami selected him in the fourth round (116th overall) out of UCLA. Went 0-1 with a 2.13 ERA in 12.2 innings.
- As a junior at UCLA, Began the season as the Sunday starter, before transitioning to mid-week starter and bullpen arm.
- Honorable mention Pac-12 All-Academic selection. Appeared in 27 games (13 starts), going 7-1 with a 2.45 ERA. Went 1-0 with a 1.99 ERA over 14 appearances (1 start) in Pac-12 play.
- Combined to go 14-12 with a 3.92 ERA in 73 games (39 starts) and 222.2 innings for the Bruins in three years.
- Three-year varsity baseball letterwinner at Christian High School (El Cajon, CA). Selected in the 27th round of the 2012 MLB Draft by the Washington Nationals, but chose UCLA. Batted .509 with 55 hits, 13 doubles, 20 stolen bases, 23 RBI and 45 runs as a junior in 2011, pitching 17.2 innings that season. Broke school records with his 55 hits and .509 batting average.
- Ranked No. 189 on Baseball America's top 500 2012 MLB Draft eligible player list. Played in the 2011 Perfect Game All-American Classic at Petco Park (San Diego) and was selected to USA Baseball's 18U National Team Trials Roster in June 2011.
- Pitched in the summer of 2009 for the USA Baseball U14 National Team in Guatemala.
- Also lettered in basketball at Christian in 2010, playing guard.



INNINGS PITCHED	7.0 - 5/23/21 vs. NYM
STRIKEOUTS	6 - 3x; last, 6/24/21 vs. WSH
LAST CG	None
LAST SHUTOUT	None
LOW-HIT CG	None
SCORELESS IP	15.0 - 5/18/21 - 5/28/21
WIN STREAK	None
LOSS STREAK	2 - 5/28/21 - 6/4/21

FRONT OFFICE

FIELD STAFF

PLAYERS

CLUB HISTORY

PLAYER DEVELOPMENT

OPPONENTS

GENERAL INFORMATION



2019: Southern League All-Star
2017: Florida State League All-Star



2021: Right MCL sprain (June 5 - June 18)
 Right knee sprain (June 28 - season)



2015: Selected by Miami in the fourth round of the First-Year Player Draft.

POTEET'S PITCHING HISTORY

YEAR	CLUB	W-L	ERA	G	GS	CG	SHO	SV	SVO	IP	H	R	ER	HR	HB	BB	SO	WP	BK
2021	MIAMI	2-3	4.99	7	7	0	0	0	0	30.2	25	17	17	7	0	16	32	1	0
	Jacksonville (AAA)	1-0	3.38	2	2	0	0	0	0	8.0	6	3	3	1	0	3	12	0	0
	Minors (6 yrs.)	19-39	3.86	100	96	1	0	0	0	513.0	500	256	220	42	36	161	402	27	3
	MAJORS (1 yr.)	2-3	4.99	7	7	0	0	0	0	30.2	25	17	17	7	0	16	32	1	0

BATTING HISTORY

YEAR	CLUB	AVG.	G	AB	R	H	2B	3B	HR	RBI	SH	SF	HBP	BB	SO	SB	CS	OBP	SLG	E
2021	MIAMI	.100	7	10	1	1	0	0	0	1	1	0	0	0	3	0	0	.100	.100	0
	MAJORS (2 yrs.)	.100	7	10	1	1	0	0	0	1	1	0	0	0	3	0	0	.100	.100	0



FRONT OFFICE

FIELD STAFF

PLAYERS

CLUB HISTORY

PLAYER DEVELOPMENT

OPPONENTS

GENERAL INFORMATION



Non-Roster Invite/Rookie

93 C LORENZO QUINTANA

HEIGHT
5'10"

WT
205

B/T
R/R

BORN
PINAR DEL RIO, CUBA

DOB
MARCH 1, 1989

CAREER HIGHLIGHTS

- Lorenzo Quintana played in 92 games in **2021**, all in Triple-A. Played in 64 games for Jacksonville after being acquired from Houston. Hit .294 for the Jumbo Shrimp with 9 home runs and 34 RBI.
- Played in 28 games for Triple-A Sugarland in the Astros Organization. Hit .311 in 103 at-bats.
- Played with Los Mochis in the Mexican Pacific Winter League **2020**. Hit .279 with 4 home runs and 20 RBI in 42 games.
- Split **2019** between Houston's Double-A Corpus Christi and Triple-A Round Rock. Played in 76 total games and hit .299 with 17 home runs and 56 RBI.
- Played 44 games for the Hooks. Hit .321 with 11 home runs and 37 RBI in 44 games.
- In 32 games with the Express, hit .264 with 6 home runs and 19 RBI.
- Made his United States debut in **2018** with Double-A Corpus Christi. Played in 70 games and hit .254 with 11 home runs and 42 RBI.
- Played his first seven professional seasons (**2008-15**) in Cuba's Serie Nacional, all for the Vegueros de Pinar del Rio. Debuted in 2008 as a 19-year-old. Compiled a .307 (446x1452) average with an .810 OPS in 428 career games in Cuba. Helped his club, Pinar del Rio, to the league championship twice during his tenure, in 2011 and 2014. Earned the league's Gold Glove Award in 2013. Defected from Cuba and established residency in the Dominican Republic.



2021: Acquired by Miami from Houston in exchange for cash considerations on 6/13.

2017: Signed by Houston as a minor league international free agent on 10/5.



2019: MiLB Organizational All-Star (Houston)

QUINTANA'S BATTING HISTORY

YEAR	CLUB	AVG.	G	AB	R	H	2B	3B	HR	RBI	SH	SF	HBP	BB	SO	SB	CS	OBP	SLG	E
2021	Jacksonville (AAA)	.294	64	204	28	60	14	3	9	34	0	2	6	14	45	0	0	.354	.525	
	Sugar Land (AAA)	.311	28	103	11	32	3	0	0	4	0	0	1	9	19	2	0	.372	.340	5
	Minors (3 yrs.)	.286	236	829	133	237	52	6	37	136	0	5	21	51	174	12	7	.407	.542	22

FRONT OFFICE

FIELD STAFF

PLAYERS

CLUB HISTORY

PLAYER DEVELOPMENT

OPPONENTS

GENERAL INFORMATION



28 LHP TREVOR ROGERS

HEIGHT
6'5"

WT
217

B/T
L/L

BORN
CARLSBAD, NM

DOB
NOVEMBER 13, 1997

CAREER HIGHLIGHTS

- Trevor J'Daniel Rogers finished 2nd in **2021** NL Rookie of the Year voting after going 7-8 with a 2.64 ERA in 24 starts. Struck out 157 in 133.0 innings.
- Rogers produced one of the best rookie seasons of all time. Since the mound was lowered in 1969, there have been only six other rookie pitchers to match Rogers' total in wins (7) and strikeouts (157), while recording as low an ERA (2.64): Jose Fernandez (2013), Hideo Nomo (1995), Mark Eichhorn (1986), Dwight Gooden (1984), Fernando Valenzuela (1981), and Jon Matlack (1972). All but Eichhorn went on to win Rookie of the Year in their respective leagues in those seasons.
- Among Marlins rookies, his strikeout total trailed only Scott Olson (166) and Jose Fernandez (187), while his ERA is 2nd only to Fernandez's 2.19 mark during his 2013 rookie campaign.
- Pitched the 4th inning of the All-Star Game in Colorado. Allowed 2 hits and 2 unearned runs. Struck out J.D. Martinez. Named an All-Star on July 4th, becoming the sixth Marlins rookie to be named an All-Star since 1993.
- Named NL Rookie of the Month in April and May. Became the fourth Marlins player to win NL Rookie of the Month twice in the same season, joining Miguel Cabrera (2003), Josh Johnson (2006), & Jose Fernandez (2013). Joined Johnson (May-June, 2006) & Fernandez (July-August 2013) as the third to do so in consecutive months.
- Made 22 consecutive starts allowing 3 runs or less from September 26, 2020 to September 10, 2021 to set a Marlins record. Only 12 left-handers have longer such streaks in MLB history.
- Reached 100 career strikeouts on May 19 at Philadelphia. Did so in just 76.2 innings, becoming the quickest Marlins' starter to accomplish the feat and the third in Marlins' history behind Kyle Barraclough (66.0 IP) and Drew Steckenrider (73.2 IP).
- Missed the month of August on the Family Medical Emergency List.
- Made 7 starts for the Marlins in **2020** going 1-2 with a 6.11 ERA. Struck out 39 in 28.0 innings.
- Made his Major League debut on August 25 at loanDepot park against the Mets. Struck out 6 in 4.0 innings, allowing 1 hit and walking 5.
- Struck out 10 in 6.0 innings at Tampa Bay on September 6.
- Made his postseason debut in Game 3 of the Division Series against Atlanta. Worked 1.2 innings and allowed 4 hits and 2 earned runs.
- Break-out sophomore season in the Minors in **2019**, posting a 6-10 record with a 2.90 ERA (136.1 IP/44 ER) and 150 strikeouts over 23 starts at Single-A Jupiter (18 starts) and Double-A Jacksonville (5). Walked just 33 batters, and allowed 10 home runs.
- Opened the season at Jupiter and went 5-8 with a 2.53 ERA and 122 strikeouts in 110.1 innings, with 24 walks. Performance earned him Midseason and Postseason All-Star honors in the Florida State League.
- Ranked 2nd in the FSL in strikeouts for the season; did not qualify for the ERA title, but would have ranked 3rd. His 1.10 WHIP would have tied for third.
- Struck out 10-or-more batters in 4 starts; had 1 such start in 2018, when he struck out a career-best 12 on July 28 vs. Hickory.
- Was promoted to Jacksonville on August 3. At the time of promotion, led the FSL in strikeouts, average against (.232), and WHIP, and ranked 2nd in innings and ERA.
- Made 5 starts with the Jumbo Shrimp to end the season and went 1-2 with a 4.50 ERA (26.0 IP/13 ER).
- On August 17 at Tennessee, allowed 2 hits, with 10 strikeouts, over 7.0 scoreless innings in a 2-0 victory.
- Made professional debut in **2018** with Single-A Greensboro and went 2-7 with a 5.82 ERA (72.2 IP/47 ER) in 17 starts.



INNINGS PITCHED	7.2 - 5/19/21 at PHI
STRIKEOUTS	10 - 3x; last, 9/21/21 vs. WSH
LAST CG	None
LAST SHUTOUT	None
LOW-HIT CG	None
SCORELESS IP	13.0 - 4/21/21 - 4/26/21
WIN STREAK	3 - 5/7/21 - 5/19/21
LOSS STREAK	2 - 6/23/21 - 6/29/21

Rogers is the first cousin of a former Marlins fan-favorite, outfielder Cody Ross



FRONT OFFICE

FIELD STAFF

PLAYERS

CLUB HISTORY

PLAYER DEVELOPMENT

OPPONENTS

GENERAL INFORMATION



2017: Selected by Miami in first round (13th overall) of First-Year Player Draft; signed by Marlins' scout Scott Stanley



2021: National League All-Star

2019: Florida State League All-Star

ROGERS'S PITCHING HISTORY

YEAR	CLUB	W-L	ERA	G	GS	CG	SHO	SV	SVO	IP	H	R	ER	HR	HB	BB	SO	WP	BK
2021	MIAMI	7-8	2.64	25	25	0	0	0	0	133.0	107	46	39	6	5	46	157	4	1
	Minors (3 yrs.)	9-17	3.77	42	42	0	0	0	0	217.1	212	106	91	14	9	63	247	10	2
	MAJORS (2 yrs.)	8-10	3.24	32	32	0	0	0	0	161.0	139	66	58	11	7	59	196	4	2

BATTING HISTORY

YEAR	CLUB	AVG.	G	AB	R	H	2B	3B	HR	RBI	SH	SF	HBP	BB	SO	SB	CS	OBP	SLG	E
2021	MIAMI	.070	25	43	0	3	0	0	0	0	2	0	0	1	27	0	0	.091	.070	3
	MAJORS (1 yr.)	.070	25	43	0	3	0	0	0	0	2	0	0	1	27	0	0	.091	.070	3

POSTSEASON HISTORY

YEAR	CLUB/OPP	SERIES	W-L	ERA	G	GS	CG	SHO	SV	SVO	IP	H	R	ER	HR	HB	BB	SO	WP	BK
2020	MIA/ATL	NLDS	0-0	10.80	1	0	0	0	0	0	1.2	4	3	2	0	0	1	2	0	0

ALL-STAR GAME HISTORY

YEAR	CLUB/TM, SITE	W-L	ERA	G	GS	CG	SHO	SV	SVO	IP	H	R	ER	HR	HB	BB	SO	WP	BK
2021	NL/MIA, COL	0-0	0.00	1	0	0	0	0	0	1.0	2	2	0	0	0	0	1	0	0





11 INF MIGUEL ROJAS

HEIGHT
6'0"

WT
188

B/T
R/R

BORN
LOS TEQUES, VEN

DOB
FEBRUARY 24, 1989

CAREER HIGHLIGHTS

- Miguel Elias Rojas played in 132 games in **2021**. Hit .265 with career highs for a single-season with 30 doubles, 36 walks and 13 stolen bases. Added 9 home runs and 48 RBI.
- Named the Marlins' winner of the MLBPA Heart and Hustle Award for the 2021 season. The esteemed award honors active players who demonstrate a passion for the game of baseball and best embody the values, spirit, and traditions of the game.
- Had 36 multi-hit game on the season and owned .768 OPS at home (69 games) and .658 OPS on the road (63 games).
- Missed 18 games from May 28 - June 18 with a left index finger dislocation.
- Batted .304 with 4 home runs, 10 doubles, and 20 RBI in 40 games in **2020**.
- Started the season 7x10 with a home run, double, triple and 5 RBI before landing on the Injured List on August 4.
- Hit a game-tying 3-run home run against Philadelphia to help win the opening series of the season.
- In his first at-bat back from the IL on August 21, hit a 3-run home run off Washington's Patrick Corbin in the 2nd inning at Nationals Park.
- Had hits in each of his first 3 postseason games, including a home run in the 2nd inning Game 1 of the Division Series against Atlanta off Max Fried.
- Named a Rawling Gold Glove Award finalist at shortstop at the end of the season after making just 3 errors in 165 chances (.982).
- Marlins nominee for the 2020 Roberto Clemente Award.
- Set career highs in hits (137), doubles (29), runs scored (52), and walks (32) in his fifth season with the Marlins in **2019**.
- He hit .284 (137x483), his highest single-season average since batting .290 in 90 games in 2017.
- His .285 average as a shortstop was the 6th-best mark in the National League, and the 8th-best average by a Marlin, the best since José Reyes hit .287 in 2012.
- He homered in 3 consecutive games from July 27-29, all coming from the leadoff spot. The first 2 home runs of this streak were leadoff homers, while the third came in the 2nd inning.
- He was just the third Marlin (4th time) to homer in 3 straight games when batting leadoff, joining Hanley Ramirez (June 29-July 1, 2008; August 4-7, 2007) and Cliff Floyd (April 1-3, 1998). According to the *Elias Sports Bureau*, he was just the second player in Club history with a leadoff homer in back-to-back games, joining Hanley Ramirez, who did so on July 17-18, 2006 vs. Washington.
- His 3 leadoff homers tied for the 4th-most in Club history (Hanley Ramirez holds the top three spots).
- On September 17 at Arizona, went 4x6 with 3 doubles and 6 RBI, setting a career high in RBI and tying a career best in doubles.
- He became just the second shortstop since 1900 to record 3-or-more doubles and at least 6 RBI in a single game. The other was St. Louis's Ozzie Smith, who did so on June 17, 1993 at the Cubs (5x5, 3 doubles, 6 RBI). - *Elias Sports Bureau*
- Had a career-long 12-game hitting streak from July 21 through the second game of a double header at the Mets on August 5 (.372; 16x43, 1 double, 1 triple, 3 home runs, 4 RBI). Left Game 2 of that doubleheader with a right hamstring strain and was placed on 10-day IL on August 7.
- Was reinstated from Injured List on September 1. Batted .288 (23x80) over his final 19 games of the season.
- Set career highs in **2018** for games (153), runs scored (44), hits (123), home runs (11), RBI (53), and steals (6). Had exactly 1 home run in each of first four Major League seasons entering 2018.
- First Marlin playing primarily at shortstop to reach 10 home runs since Jose Reyes in 2012 (11).
- Named "Mr. Marlin" award winner by South Florida BBWAA.
- Recorded first career walk-off hit on March 30 vs. Cubs (single); marked second career walk-off RBI (sac fly on August 26, 2017 vs. San Diego).
- Had first career multi-home run game on May 20 at Atlanta.
- Despite spending most of first-half of **2017** on disabled list, bounced back to set new career highs in runs (37), hits (79), doubles (16), triples (2), RBI (26), and average (.290) as the Club's primary shortstop.
- Recipient of the "Good Guy" Award, as voted on by the South Florida chapter of BBWAA.



HITS	4 - 8x; last, 4/20/21 vs. BAL
RUNS	3 - 6x; last, 5/7/21 vs. MIL
HOME RUNS	2 - 5/20/18 at ATL
RBI	6 - 9/17/19 at ARI
SB	2 - 7/1/18 vs. NYM
HIT STREAK	12 - 7/21/19 to 8/5/19
WALK-OFF HITS	1 - 3/30/18 vs. CHC (single)

Rojas changed his number from 19 to 11 for the 2022 season to honor his grandfather who passed away during the offseason. Rojas wore 11 as a child in Venezuela where his grandfather instilled the love of baseball in him.

On September 20, 2019, the Marlins' signed Rojas to a two-year contract extension through 2021, which includes a vesting option for 2022. It marked the first multi-year contract handed out by the new ownership group.

FRONT OFFICE

FIELD STAFF

PLAYERS

CLUB HISTORY

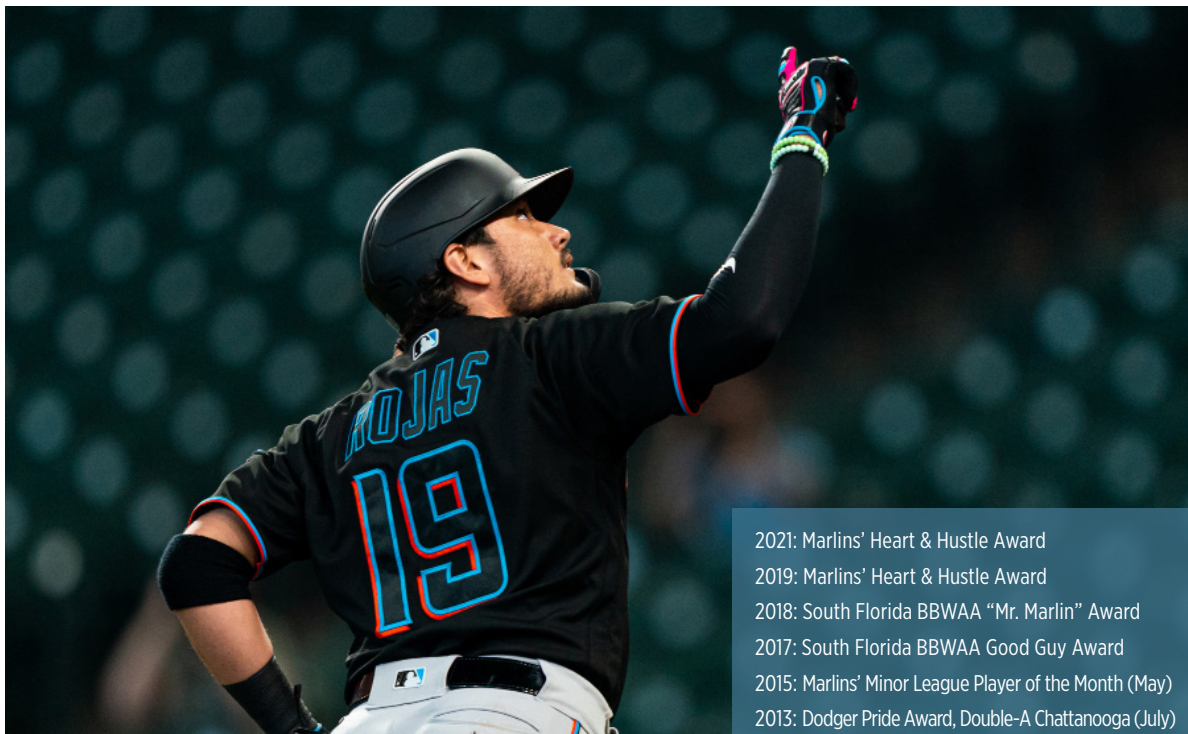
PLAYER DEVELOPMENT

OPPONENTS

GENERAL INFORMATION

- Posted first career walk-off RBI with sac fly in 11th inning on August 26 vs. San Diego.
- On disabled list May 9 to July 18 due to right thumb fracture.
- Had first career stolen base on June 23, **2016** vs. Chicago-NL.
- Began **2015** season with Triple-A New Orleans; was recalled on June 26 and spent remainder of season with Miami.
- Appeared in 60 games after recall, making Marlins' debut on June 27 vs. Los Angeles-NL.
- Hit .354 (23x65) over last 20 games, with 3 doubles, a home run, and 9 RBI. Average over that stretch (Sept. 11-end of season) led Major League shortstops.
- In 24 games off the bench, batted .273 (6x22), with 2 doubles and 4 RBI.
- Had 3-run pinch-hit double on August 5 vs. the Mets; first such hit by a Marlins' player since Brett Carroll on September 2, 2009 vs. Atlanta.
- Had contract selected by Dodgers on June 6, **2014** and made Major League debut that night at Colorado as a defensive replacement at shortstop in the 8th inning.
- Made first career start on June 8 at Colorado as third baseman.
- Flied out in first career at-bat in 2nd inning. Had first career hit (single) and RBI in top of 6th inning.
- Hit first career home run on July 9 at Detroit (Max Scherzer).
- Opened **2015** season with Triple-A New Orleans and batted .301 (75x249) in 65 games through June 26 before being recalled to Marlins for remainder of season.
- Hit .347 (34x98) in May that to earn him Marlins' Minor League Player of the Month award.
- Named Chattanooga's Dodger Pride award winner for July of **2013** after batting .280 (25x75) with 7 runs scored, 3 doubles and 4 RBI in 25 games.
- Named best defensive shortstop in Cincinnati system by *Baseball America* in **2010**.
- With Dayton in Midwest League, was named the league's best defensive shortstop for **2009** by *Baseball America*.
- Played in Venezuelan Winter League for first time following the season, batting .284 (27x95) with 14 runs scored, 4 doubles, and 8 RBI in 36 games for Tiburones de La Guaira. Has carried on tradition of playing for La Guaira every winter since, through 2019-20.
- Made North American debut in **2008** with Billings in Pioneer League, recording a hit in 6 of first 8 games (6x30).
- Spent first three professional seasons in Venezuelan Summer League (**2006 & 2007**) and Dominican Summer League (**2007**).
- Married to Mariana Rojas Gamboa; they have a son, Aaron Elias, and a daughter, Amber Lucia.

Despite not watching his first American football game until 2017, won the 2017 Marlins' clubhouse fantasy football league along with co-owners Martín Prado and then-head athletic trainer Dustin Luepker. His team, Tres Amigos, made a run to the semifinals in 2019 but has yet to return to its 2017 glory.



2021: Marlins' Heart & Hustle Award
 2019: Marlins' Heart & Hustle Award
 2018: South Florida BBWAA "Mr. Marlin" Award
 2017: South Florida BBWAA Good Guy Award
 2015: Marlins' Minor League Player of the Month (May)
 2013: Dodger Pride Award, Double-A Chattanooga (July)



2021: Left index finger dislocation (May 28 - June 18)
2020: Undisclosed (August 4 - 20)
2019: Right hamstring strain (August 5-September 1)
2017: Right thumb fracture (May 9-July 18)



2021: Signed a two-year contract extension through the 2023 season on 10/28

2014: Acquired by Miami with INF Dee Gordon and RHP Dan Haren from Los Angeles-NL in exchange for LHP Andrew Heaney, RHP Chris Hatcher, INF Enrique Hernandez and C Austin Barnes on 12/10

2012: Signed by Dodgers as Minor League free agent on 11/13

2005: Signed by Cincinnati as non-drafted free agent on 11/24; signed by Reds' scouts Luis Baez and Maximo Rombley

ROJAS'S BATTING HISTORY

YEAR	CLUB	AVG.	G	AB	R	H	2B	3B	HR	RBI	SH	SF	HBP	BB	SO	SB	CS	OBP	SLG	E
2021	MIAMI	.265	132	495	66	131	30	3	9	48	1	1	5	37	74	13	3	.322	.392	11
	Minors (13 yrs.)	.246	807	2641	311	649	90	12	21	225	73	14	37	215	332	78	43	.310	.313	107
	MAJORS (8 yrs.)	.265	815	2348	275	623	120	8	33	233	14	16	28	168	326	37	15	.320	.365	52

POSTSEASON HISTORY

YEAR	CLUB/OPP	SERIES	AVG.	G	AB	R	H	2B	3B	HR	RBI	SH	SF	HBP	BB	SO	SB	CS	OBP	SLG	E
2020	MIA/CHC	NLWC	.286	2	7	1	2	0	0	0	0	0	0	0	2	0	0	0	.375	.286	0
	MIA/ATL	NLDS	.091	3	11	1	1	0	0	1	1	0	0	1	0	2	0	0	.167	.364	0
2014	LAD/STL	NLDS	.000	1	1	0	0	0	0	0	0	0	0	0	0	0	0	0	.000	.000	0
	Wild Card		.286	2	7	1	2	0	0	0	0	0	0	0	2	0	0	0	.375	.286	0
	Division Series		.083	4	12	1	1	0	0	1	1	0	0	1	0	2	0	0	.154	.333	0
	Totals		.158	6	19	2	3	0	0	1	1	0	0	1	2	2	0	0	.238	.316	0

CAREER FIELDING

POS	G	GS	INN	TC	PO	A	E	FLD%
SS	583	508	4445.2	2149	779	1322	46	.979
3B	99	55	541.1	167	42	120	5	.970
2B	73	30	312.2	152	58	94	0	1.000
1B	99	9	225.1	210	188	21	1	.995
LF	1	0	2.0	0	0	0	0	0.000

HOME RUN BREAKDOWN

GRAND SLAMS	None
INSIDE-THE-PARK	None
LEADOFF	7 - Last; 9/2/21 vs. NYM
PINCH HIT	None
WALK-OFF	None
MULTI-HR	1 - 5/20/18 at ATL





7 OF JESUS SÁNCHEZ

HEIGHT
6'3"

WT
222

B/T
L/R

BORN
HIGUEY, DR

DOB
OCTOBER 7, 1997

CAREER HIGHLIGHTS

- Jesus Sánchez entered the **2021** season as the Marlins No. 8 prospect according to MLB.com. Played in 64 games and hit .251 with 14 home runs and 36 RBI. Over his final 29 games, had 10 home runs and 24 RBI.
- Ranked T-8th among all rookies with 11 home runs after the All-Star break.
- Owned .904 OPS in September (26 games), with 8 home runs and 19 RBI.
- Played in 10 games for the Marlins in **2020** and went 1x25 with a double and 2 RBI.
- Made his Major League debut on August 21 at Washington. Went 0x4 with 3 strikeouts. Recorded his first MLB hit, a double in the 9th inning off Ryne Harper, at Washington on August 23.
- Began **2019** in the Rays organization at Double-A Montgomery and hit .275 (79x287) with 11 doubles, 1 triple, 8 home runs, and 49 RBI in 78 games.
- He was promoted to Triple-A Durham on July 11. At the time of promotion, he was tied for 4th in the Southern League in RBI, tied for 9th in hits, and 10th in average.
- Was acquired on July 31 by Miami and was assigned to Triple-A New Orleans. He hit .246 (16x65) with a double, 4 home runs, and 9 RBI in 17 games.
- Season was cut short due to hernia injury; did not appear after August 23 and had offseason surgery.
- In **2018**, was named Most Valuable Player for Single-A Charlotte by the Rays' Baseball Operations Department. It was his 4th team-MVP award, joining honors in 2015 for the DSL Rays, 2016 for the GCL Rays, and 2017 with Single-A Bowling Green. No other prospect for the Rays has more than 2 since the awards began in 2009.
- Between Charlotte and Double-A Montgomery, he combined to bat .282 (129x457) with 11 home runs and 75 RBI. Also finished the season with a career-high 32 doubles.
- Ranked 4th in Florida State League in average (.301) and slugging (.462) and was 6th in RBI (64).
- Was named the Rays' **2017** Minor League Player of the Year after leading Tampa Bay Minor Leaguers with 15 homers and 72 RBI, and batting .305.
- Won the Midwest League batting and RBI titles. Also ranked 2nd in hits (145) and total bases (227). Was a Midseason and Postseason All-Star.
- In **2016**, was among the league leaders in the Gulf Coast League in average (.323, 2nd), slugging (.530, 2nd), triples (8, 1st), and total bases (87, 2nd). Additionally, led all Rays' Minor Leaguers in batting average.
- Named the MVP of the DSL Rays in **2015**, ranking 4th in the league with 119 total bases.
- Has been playing piano for the last four years. Enjoys playing gospel music and writing his own songs.



HITS	3 - 3x; last, 9/25/21 at TBR
RUNS	2 - 4x; last, 9/19/21 vs. PIT
HOME RUNS	2 - 9/15/21 at WSH
RBI	4 - 9/15/21 at WSH
SB	None
HIT STREAK	5 - 6/16/21 - 6/22/21
WALK-OFF HITS	None

Sánchez was coached by his older brother Nerva from the time he was nine, and insisted on modeling his swing after David Ortiz, forcing Jesus to learn to bat left-handed. In 2018, when he was selected to start for the World Team in the Futures Game at Nationals Park, Sanchez's manager was David Ortiz.

Hunger was an all-too familiar part of Sánchez's youth. As a child, he would sometimes sleep at his church if he knew that there would be no dinner as his home.



FRONT OFFICE

FIELD STAFF

PLAYERS

CLUB HISTORY

PLAYER DEVELOPMENT

OPPONENTS

GENERAL INFORMATION



2021: Right hamstring strain (October 1 - season)
Undisclosed (July 16 - August 16)



2019: Acquired with RHP Ryne Stanek on 7/31 from Tampa Bay in exchange for RHP Nick Anderson and RHP Trevor Richards

2014: Signed by Tampa Bay as International free agent on 7/2; signed by Rays' scout Daniel Santana



2019: MiLB Rawlings Gold Glove Award (RF)
Southern League Player of the Week (May 19)
Southern League Midseason All-Star

2018: Florida State League Midseason & Postseason All-Star
All-Star Futures Game selection

2017: Midwest League Midseason & Postseason All-Star
Midwest League Player of the Week (June 11)

2016: Gulf Coast League Postseason All-Star

J. SANCHEZ'S BATTING HISTORY

YEAR	CLUB	AVG.	G	AB	R	H	2B	3B	HR	RBI	SH	SF	HBP	BB	SO	SB	CS	OBP	SLG	E
2021	MIAMI	.251	64	227	27	57	8	2	14	36	0	1	3	20	78	0	1	.319	.489	5
	Jacksonville (AAA)	.348	37	141	23	49	5	4	10	31	0	0	0	12	29	1	0	.406	.652	1
	Minors (6 yrs.)	.299	501	1940	292	580	103	27	60	335	3	21	12	138	388	30	16	.346	.473	20
	MAJORS (2 yrs.)	.230	74	252	28	58	9	2	14	38	0	1	3	24	89	0	1	.304	.448	6

CAREER FIELDING

POS	G	GS	INN	TC	PO	A	E	FLD%
RF	51	49	410.1	102	94	3	5	.951
LF	21	20	182.2	44	43	0	1	.977

HOME RUN BREAKDOWN

GRAND SLAMS	None
INSIDE THE PARK	None
LEADOFF	None
PINCH HIT	None
WALK-OFF	None
MULTI-HR	1 - 9/15/21 at WSH



FRONT OFFICE

FIELD STAFF

PLAYERS

CLUB HISTORY

PLAYER DEVELOPMENT

OPPONENTS

GENERAL INFORMATION



Rookie

45 RHP SIXTO SÁNCHEZ

HEIGHT
6'0"

WT
234

B/T
R/R

BORN
SAN CRISTOBAL, DR

DOB
JULY 29, 1998

CAREER HIGHLIGHTS

- Sixto Sánchez entered the **2021** season as the No. 15 prospect in baseball and the Marlins top prospect according to MLB.com.
- Did not pitch after undergoing right shoulder surgery on July 22.
- Made 7 starts for the Marlins in **2020**. Went 3-2 with a 3.46 ERA in 39.0 innings. Struck out 33 and walked 11.
- Made his Major League debut August 22 at Washington. Worked 5.0 innings, struck out 4, allowed 6 hits and 3 runs, and earned the win.
- Worked 7.0 innings in his second start, striking out 10 batters against Tampa Bay.
- Worked his first complete game on September 13 against Philadelphia. Worked 7.0 innings allowing 3 hits and 1 run. Became the second Marlins rookie pitcher to throw a complete game within his first 5 career outings (other, Brian Meadows, 1998).
- 3-1 with a 1.69 ERA in his first 5 starts before allowing 9 runs in his final 2 starts of the regular season.
- Made his postseason debut against the Cubs in Game 2 of the Wild Card Series on October 2. Did not allow a run in 5.0 innings, striking out 6.
- Opened **2019** at Extended Spring Training before a brief 2-game stint at Single-A Jupiter (0-2, 4.91 ERA). Was promoted to Double-A Jacksonville on May 14 and went 8-4 with a 2.53 ERA (103.0 IP/29 ER) and 97 strikeouts against just 19 walks in 18 starts for the Jumbo Shrimp, limiting opponents to a .225 average.
- Had a career-best 26.0 scoreless inning streak from July 23 to August 15, over a span of 5 starts.
- Set career highs in innings (114.0), strikeouts (103), and wins (8).
- Ended season on a 5-game winning streak over his last 8 starts, posting a 0.95 ERA (47.1 IP/5 ER) with a .168 average against and 0.74 WHIP.
- Made just 8 starts in **2018** due to injury, going 4-3 with a 2.51 ERA (46.2 IP/13 ER) for Single-A Clearwater in Philadelphia's system.
- Opened **2017** with Single-A Lakewood, where he picked up South Atlantic League Pitcher of the Week honors for July 24-30, tossing first career shutout in a rain-shortened 5.0-inning game on July 24 at Charleston.
- Went 4-1 with a 1.67 ERA (43.0 IP/8 ER) and 0.77 WHIP in his last 8 starts with Lakewood, earning promotion to Clearwater on August 5 for remainder of season.
- Following the season, was named the 2nd-best prospect in the Phillies minor league system and 25th-best in baseball by Baseball America.
- Spent entire **2016** season with Gulf Coast League Phillies. He was named a GCL All-Star and posted the lowest ERA by a qualifying Minor League pitcher since 2014 (Ronald Dominguez, 0.43 for AZL Mariners).
- Led the GCL in ERA, WHIP (0.76), and average against (.181).
- Was named the Phillies' Minor League Pitcher of the Week for July 18-24.
- Posted a 29.0-inning scoreless streak from July 12-August 12, allowing no runs in 7 starts and 1 run in the other 4 starts during that stretch.
- Averaged 1.33 BB/9.0 innings on the year.
- Began his professional career in the Dominican Summer League in **2015**, making just 11 appearances (2 starts) and going 1-2 with a 4.56 ERA, 6 walks, and 18 strikeouts in 25.2 innings.



INNINGS PITCHED	7.0 - 3x; Last, 9/13/20 vs. PHI
STRIKEOUTS	10 - 8/28/20 vs. TBR
LAST CG	None
LAST SHUTOUT	None
LOW-HIT CG	None
SCORELESS IP	7.0 - 8/28/20 to 9/2/20
WIN STREAK	2 - 9/8/20 to 9/17/20
LOSS STREAK	1 - 9/18/20 to 9/22/20

Sánchez, who has four sisters and three brothers, was discovered in 2014 when a Cuban catcher named Lednier Ricardo was auditioning for teams in the Dominican Republic. Ruben Amaro Jr., then the Phillies' general manager, and Mike Ondo, the team's director of pro scouting, dispatched special assistant Bart Braun to take a look at Ricardo. The workout was at the Phillies' academy in Boca Chica. Luis Garcia, one of the Phillies' scouts in the Dominican Republic, was responsible for providing a couple of pitchers so Ricardo could take batting practice. Sánchez was one of the pitchers that Garcia brought to the workout.



2019: Acquired by Miami with C Jorge Alfaro, LHP Will Stewart, and International Bonus Pool money from Philadelphia in exchange for C J.T. Realmuto on 2/7

2015: Signed by Philadelphia as International free agent on 2/20; signed by Phillies' scout Carlos Salas



2019: Futures Game selection

2018: Florida State League Midseason All-Star

Florida State League Pitcher of the Week (June 3)

2017: Southern League Pitcher of the Week (July 30)

2016: GCL Postseason All-Star

S. SANCHEZ'S PITCHING HISTORY

YEAR	CLUB	W-L	ERA	G	GS	CG	SHO	SV	SVO	IP	H	R	ER	HR	HB	BB	SO	WP	BK
2020	MIAMI	3-2	3.46	7	7	1	0	0	0	39.0	36	15	15	3	2	11	33	1	0
	Minors (5 yrs.)	23-18	2.58	68	59	3	2	0	1	335.1	278	113	96	9	11	64	294	10	10
	MAJORS (1 yr.)	3-2	3.46	7	7	1	0	0	0	39.0	36	15	15	3	2	11	33	1	0

POSTSEASON HISTORY

YEAR	CLUB/OPP	SERIES	W-L	ERA	G	GS	CG	SHO	SV	SVO	IP	H	R	ER	HR	HB	BB	SO	WP	BK
2020	MIA/CHC	NLWC	0-0	0.00	1	1	0	0	0	0	5.0	4	0	0	0	2	2	6	0	0
	MIA/ATL	NLDS	0-1	12.00	1	1	0	0	0	0	3.0	4	4	4	0	0	3	2	0	0
	TOTALS		0-1	4.50	2	2	0	0	0	0	8.0	8	4	4	0	2	5	8	0	0



FRONT OFFICE

FIELD STAFF

PLAYERS

CLUB HISTORY

PLAYER DEVELOPMENT

OPPONENTS

GENERAL INFORMATION



66 LHP TANNER SCOTT

HEIGHT
6'0"

WT
235

B/T
R/L

BORN
WARREN, OH

DOB
JULY 22, 1994

CAREER HIGHLIGHTS

- Tanner Alexander Scott pitched in a career-high 62 games for the Baltimore Orioles in **2021**. He finished the season 5-4 with a 5.17 ERA with 70 strikeouts in 54.0 innings of work.
- His five wins and 62 appearances were tied for the most among Orioles relievers, while his 16 holds and 11.67 SO/9 led all O's relievers.
- His 46 percent whiff percentage with his slider ranked as the third-highest among all MLB pitchers who use the pitch (min. 150 PA).
- Made 25 appearances in **2020**, tied for the second-most appearances by a left-hander in the majors. Finished the season 0-0 with a 1.31 ERA.
- Did not allow an earned run in his final 13 appearances; allowed earned runs in just two of his 25 games.
- Recorded multiple strikeouts in 7 of his 25 appearances; set a season-high with three strikeouts on August 28 at Toronto.
- Earned his first career save on August 23 vs. Boston.
- Appeared in 28 games for the Orioles around four stints at the Major League level in **2019**. Went 0-5 with a 4.78 ERA.
- Limited left-handed hitters to a .188 average (9x48), compared to allowing a .358 average (19x53) to right-handers. Averaged 12.65 SO/9 in 28 Major League games.
- Pitched in 53 MLB games in **2018**. Finished the season 3-3 with a 5.40 ERA. Struckout a career-high 76 in 53.1 innings.
- Earned his first Major League win on July 15 vs. Texas.
- Recorded all three outs via the strikeout in 1.0 inning nine times during the season; tied for the third-most times in the majors by a reliever. Traded only Aroldis Chapman (12 times), and Edwin Diaz (15 times).
- Made his Major League debut on September 20, **2017** vs. Boston. Worked 1.0 inning and allowed two runs on two hits with two walks and one strikeout. Struck out Deven Marrero in the eighth inning for his first career strikeout.
- Spent most of the season with Double-A Bowie. Had his contract selected by the Orioles on 9/17 and spent the remainder of the season with the Major League club.
- Entered the season as the Orioles No. 11 prospect, according to Baseball America. Went 0-2 with a 2.22 ERA (17 ER/69.0 IP) in 24 starts with the Baysox.
- Selected to the U.S. Team for the SiriusXM All-Star Futures Game at Marlins Park in Miami. Made five appearances (three starts) for Salt River in the Arizona Fall League.
- Pitched at Advanced-A Frederick and Double-A Bowie in **2016**. Combined to go 5-4 with a 4.47 ERA in 43 games (64.1 IP).
- Split **2015** between Short Season-A Aberdeen and Single-A Delmarva. Combined to go 4-3 with a 3.83 ERA in 42.1 innings.



INNINGS PITCHED 3.0 - 7/20/19 vs. BOS
STRIKEOUTS 5 - 4/20/19 vs. MIN
SCORELESS IP 9.1 - 8/26/20 to 9/18/20
WIN STREAK None
LOSS STREAK 2 - 4/13/21 to 4/15/21



2022: Acquired by Miami with RHP Cole Sulser from the Baltimore Orioles in exchange for LHP Antonio Velez, OF Kevin Guerrero, and a 2022 Competitive Balance Round B Pick on 4/3

2014: Selected by the Baltimore Orioles in the sixth round of the 2014 First-Year Player Draft



2021: Left knee sprain; (September 14 - October 5)
 Left knee sprain; (August 1 - August 11)

SCOTT'S PITCHING HISTORY

YEAR	CLUB	W-L	ERA	G	GS	CG	SHO	SV	SVO	IP	H	R	ER	HR	HB	BB	SO	WP	BK
2021	BALTIMORE	5-4	5.17	62	0	0	0	0	2	54.0	48	34	31	6	6	37	70	10	0
	Minors (6 yrs.)	13-19	3.55	135	35	0	0	14	23	256.0	186	126	101	5	13	169	321	24	0
	MAJORS (5 yrs.)	9-8	4.73	170	0	0	0	1	8	156.0	145	91	82	17	12	96	208	23	0

FRONT OFFICE

FIELD STAFF

PLAYERS

CLUB HISTORY

PLAYER DEVELOPMENT

OPPONENTS

GENERAL INFORMATION



12 OF JORGE SOLER

HEIGHT
6'4"

WT
235

B/T
R/R

BORN
LA HABANA, CUBA

DOB
FEBRUARY 22, 1992

CAREER HIGHLIGHTS

- Jorge Carlos Soler hit .223 with 27 home runs and 70 RBI in 149 games between Kansas City and World Series champion Atlanta in **2021**.
- Began the season with the Royals. Hit .192 with 13 home runs and 37 RBI in 94 games.
- Traded to the Atlanta Braves on July 30 in exchange for minor league relief pitcher Kasey Kalich. Hit .269 with 14 home runs and 33 RBI in 55 games for the Braves.
- Hit .300 with 3 home runs and 6 RBI in six games during the 2021 World Series, earning World Series MVP honors.
- Limited to 43 games with the Royals in **2020** due to two stints on the Injured List, from September 8-21 and September 25-28, both of which were due to a strained right oblique. Hit .228 with eight home runs and 24 RBI.
- Led the American League with 48 home runs in **2019**. Played in all 162 games and hit .265. Added 117 RBI.
- His 48 home runs were a Royals franchise record, 10 more than Mike Moustakas' previous record of 38 set in 2017. Became the first Royal to lead the American League in homers. His home run total set a new single-season record by a Cuban-born player, one more than Rafael Palmeiro hit in 1999 and 2001.
- Became the eighth player in Major League History to hit at least 48 home runs and play 162 games in a season, joining Ryan Howard (2008), Álex Rodríguez (2001-02, 2005), Luis Gonzalez (2001), Sammy Sosa (1999), Albert Belle (1998).
- Played in just 61 games in **2018** due to a fractured left toe. Placed on the 10-day Injured List on June 17, and did not appear with Kansas City the rest of the season.
- Hit .265 with 9 home runs, 18 doubles, and 28 RBI.
- Split the **2017** season between Kansas City and Triple-A Omaha, playing in 35 games with the Royals and 74 with the Storm Chasers. Opened the year on the 10-day Injured List (strained left oblique) and didn't make his Royals debut until May 6.
- Hit .144 with 2 home runs and 6 RBI in the majors. Led all Royals minor leaguers with 24 home runs.
- Spent the majority of **2016** in the Majors, appearing in 86 games with the Cubs. Missed nearly two months from June 7-August 5 with a strained left hamstring. Finished the year with a .238 avg. with 12 home runs and 31 RBI.
- Batted .277 (39x141) with 10 homers and 25 RBI over his last 53 games, including a HR in his first at-bat after coming off the IL on August 5.
- Played in 2 games during the 2016 World Series. Went 2x5 with a triple to help the Cubs win their first World Series since 1908.
- In **2015**, his first full season with the Cubs, played in 101 games, batting .262 with 10 homers and 47 RBI. Had two separate IL stints, missing from June 3-July 5 with a sprained left ankle and from August 24-September 17 with a strained left oblique.
- Despite missing six weeks of action, ranked ninth among NL rookies in walks (32) and tied for fifth in outfield assists (4).
- Made his Major League debut on August 27, **2014** at Cincinnati. became the first Cub since Starlin Castro in 2010 to homer in his first big league at-bat, taking Mat Latos deep in the second inning.
- Batted .292 (26x89) with eight doubles, one triple, five homers and 20 RBI in his first 24 games with Chicago.
- Homered twice in St. Louis on August 29, joining Javier Báez as the only Cubs players to homer three times in their first three Major League games.
- Became the third player since 1900 to record at least one extra-base hit in each of his first five games, joining St. Louis' Enos Slaughter (1938) and Boston's Will Middlebrooks (2012).
- Missed a majority of the **2013** season due to a left shin fracture suffered in June. Played 20 games in the Arizona Fall League, batting .271 (23x85) with six doubles, a homer and 35 RBI.
- Named to the World Team in the SiriusXM All-Star Futures Game at Citi Field...did not play due to injury
- Resides in Pembroke Pines, Florida, with his wife, Leydis Sennano and children, Jorley and daughter, Leysa.
- Played for Cuba in several international tournaments, including the 16-under COPABE Pan American Championships in 2008, and the World Junior Championships in Thunder Bay, Ontario, Canada, in 2010. During World Junior Championships, hit .304 with a .522 slugging percentage, helping Cuba to the bronze medal.



HITS	4 - 3x; last, 9/11/19 at CHW
RUNS	3 - 2x; last, 5/3/18 vs. DET
HOME RUNS	2 - 9x; last, 7/26/21 vs. CHW
RBI	6 - 5/11/21 at DET
SB	1 - 10x; last, 9/20/19 at MIN
HIT STREAK	12 - 9/2/21 to 9/15/21
WALK-OFF HITS	None

Soler and former Marlins pitcher Liván Hernández (1997) are the only two Cuban-born players to be named World Series MVP in MLB history.

FRONT OFFICE

FIELD STAFF

PLAYERS

CLUB HISTORY

PLAYER DEVELOPMENT

OPPONENTS

GENERAL INFORMATION

Soler is the first World Series MVP Award winner acquired by the Marlins. He is also the first reigning World Series MVP to change teams in the offseason since Edgar Renteria (2010 WS MVP with San Francisco) signed with Cincinnati for the 2011 season.



2022: Signed by Miami as a free agent to a three-year contract on 3/22

2016: Acquired by the Kansas City Royals from the Chicago Cubs for RHP Wade Davis on 12/7

2012: Signed by the Chicago Cubs as an international free agent on 6/30



2020: Right oblique strain (September 25 - September 28)

Right oblique strain (September 8- September 21)

2019: Fractured left toe (June 17 - November 2)

2017: Strained left oblique (April 2 - May 6)

2016: Strained left hamstring (June 7 - August 5)

2015: Strained left oblique (August 24 - September 17)

Sprained left ankle (June 3 - July 5)

SOLER'S BATTING HISTORY

YEAR	CLUB	AVG.	G	AB	R	H	2B	3B	HR	RBI	SH	SF	HBP	BB	SO	SB	CS	OBP	SLG	E
2021	KANSAS CITY	.192	94	308	38	59	16	0	13	37	0	3	5	38	97	0	0	.288	.370	1
	ATLANTA	.269	55	208	36	56	11	0	14	33	0	2	1	29	45	0	0	.358	.524	2
	Minors (7 yrs.)	.286	242	875	162	250	52	3	52	180	0	7	9	132	213	18	3	.382	.530	6
	MAJORS (8 yrs.)	.246	661	2256	307	554	126	3	121	343	0	20	30	268	696	10	3	.331	.465	13

POSTSEASON HISTORY

YEAR	CLUB/OPP	SERIES	AVG.	G	AB	R	H	2B	3B	HR	RBI	SH	SF	HBP	BB	SO	SB	CS	OBP	SLG	E
2015	CHC/STL	NLDS	.571	4	7	3	4	1	0	2	4	0	0	0	6	1	0	0	.769	1.571	0
	CHC/NYM	NLCS	.417	3	12	3	5	2	0	1	1	0	0	0	4	0	0	0	.417	.833	0
2016	CHC/SFG	NLDS	.000	2	4	0	0	0	0	0	0	0	0	0	1	1	0	0	.200	.000	0
	CHC/LAD	NLCS	.000	4	4	0	0	0	0	0	0	0	0	0	1	2	0	0	.200	.000	0
2021	CHC/CLE	WS	.400	2	5	0	2	0	1	0	0	0	0	0	1	1	0	0	.500	.800	0
	ATL/MIL	NLDS	.091	3	11	1	1	1	0	0	0	0	1	0	2	4	0	0	.231	.182	0
	ATL/LAD	NLCS	.500	2	2	0	1	1	0	0	0	0	0	0	0	1	0	0	.500	.500	0
	ATL/HOU	WS	.300	6	20	4	6	1	0	3	6	0	0	0	3	7	0	0	.391	.800	0
	Division Series		.227	9	22	4	5	2	0	2	4	0	0	0	9	6	0	0	.452	.591	0
	League Championship Series		.333	9	18	3	6	3	0	1	1	0	0	0	1	7	0	0	.368	.667	0
	World Series		.320	8	25	4	8	1	1	3	6	0	0	0	4	8	0	0	.414	.800	0
	Totals		.292	26	65	11	19	6	1	6	11	0	0	0	14	21	0	0	.418	.692	0

CAREER FIELDING

POS	G	GS	INN	TC	PO	A	E	FLD%
RF	353	344	2900.1	612	585	14	13	.979
LF	60	54	406.0	77	75	2	0	1.000

HOME RUN BREAKDOWN

GRAND SLAMS	None
INSIDE-THE-PARK	None
LEADOFF	2 - Last; 10/3/21 vs. NYM
PINCH HIT	1 - 9/21/15 vs. MIL
WALK-OFF	None
MULTI-HR	9 - Last; 7/26/21 vs. CHW



58 C JACOB STALLINGS

HEIGHT
6'5"

WT
225

B/T
R/R

BORN
LAWRENCE, KS

DOB
DECEMBER 22, 1989

CAREER HIGHLIGHTS

- Jacob Daniel Stallings played in a career-high 112 games for Pittsburgh in **2021**. Hit .246 with 20 doubles, 8 home runs and 53 RBI.
- Earned the Rawling Gold Glove Award as a catcher. Ranked 2nd among all Major League players behind Colorado's Ryan McMahon (22) with 21 defensive runs saved. Was the only MLB catcher without a passed ball (min. 500.0 innings caught) and ended the season with streak of 131 consecutive games without a passed ball, dating back to August 14, 2020 at Cincinnati.
- Was voted the winner of the Chuck Tanner award (most cooperative with the media) by the local BBWAA for the second consecutive season. Pirates nominee for the 2021 Roberto Clemente Award.
- Hit his second career walk-off home run while also collecting 3 hits and a career-high 4 RBI on May 15 vs. San Francisco.
- Hit a walk-off grand slam (third in the 20-year history of PNC Park) to cap off a 9-7 win over the Mets on July 17.
- Hit .279 at home with 5 home runs and 36 RBI. Hit just .208 on the road.
- Played in 42 games for the Pirates in **2020**. Hit .248 with 3 home runs and 18 RBI. Was voted the Roberto Clemente award winner (team MVP) by the local chapter of the Baseball Writers Association of America.
- Was also voted the winner of the Chuck Tanner award (most cooperative with the media) by the local BBWAA.
- One of the three finalists for an N.L. Rawlings Gold Glove Award at catcher.
- Led all National League catchers in innings played (345.1) and assists (22).
- His .392 (20x51) average in August was the 2nd-highest among all qualifying Major League players behind Washington's Trea Turner (.408).
- Played in 71 games for the Pirates in **2019**. Hit .262 with 6 home runs and 13 RBI. Made 53 starts behind the plate; the Pirates posted a 28-25 record in his starts.
- Hit his first Major League home run off Cy Sneed on June 27 at Houston.
- Made his first big league pitching appearance on July 24 vs. St. Louis and retired all 3 batters he faced.
- Spent majority of **2018** season with Triple-A Indianapolis, where he made 63 starts behind the plate. Set minor league career highs in runs, total bases, doubles, and RBI.
- Played in 14 games for Pittsburgh. Hit .216 (8x37).
- Played in 62 games for Triple-A Indianapolis and 5 with Pittsburgh in **2017**. Set a minor league career-high with a .301 average.
- Went 5x14 with 3 RBI for Pittsburgh.
- Had contract selected by Pittsburgh on June 19, **2016** and made Major League debut that night as the starting catcher at Chicago; went hitless in 4 at bats.
- Tallied first Major League hit and RBI on June 21; a double off San Francisco's Johnny Cueto at PNC Park while making his second big league start.
- Played in 80 games for Triple-A Indianapolis.
- Spent the entire **2015** season with Double-A Altoona. Hit .275 with 3 home runs and 32 RBI in 74 games.
- Threw out 32 of the 87 runners attempting to steal against him (37%); the 2nd-highest total among Eastern League catchers.
- Made first career pitching appearance on June 12 vs. New Hampshire and retired the only batter he faced.
- Hit .320 in May, .340 in June, and .333 in September.
- Spent all of **2014** with Advanced-A Bradenton. Hit .241 with 4 home runs and 30 RBI in 68 games.
- Hit .429 (21x49) with 3 home runs and 16 RBI in 14 games during the month of August.
- Spent all of **2013** with Advanced-A Bradenton. Hit .219 with 6 home runs and 23 RBI in 78 games.
- Made professional debut with State College in **2012**. Named to the New York-Penn League's Midseason All-Star team.
- Finished 4th among New York-Penn League catchers after throwing out 36.0 percent of the runners (24-of-66) attempting to steal against him.
- Recognized at the end of the season by being presented with State College's team leadership award.
- Wife's name is Amy Beth. Has two sons; Emmitt and Micah.
- Played baseball at the University of North Carolina, where he set a single-season record for throwing out baserunners (32) during his junior year



HITS	3 - 7x; last, 8/27/21 vs. STL
RUNS	2 - 10x; last, 10/2/21 at CIN
HOME RUNS	1 - 17x; last, 7/17/21 vs. NYM
RBI	4 - 2x; last, 7/17/21 vs. NYM
SB	1 - 10/1/16 at STL
HIT STREAK	6 - 8/26/20 - 9/1/20
WALK-OFF HITS	6 - last, 7/17/21 vs. NYM

FRONT OFFICE

FIELD STAFF

PLAYERS

CLUB HISTORY

PLAYER DEVELOPMENT

OPPONENTS

GENERAL INFORMATION

in 2011 (the 3rd-most in the NCAA that year). Hit .297 (62x209) with 21 doubles, 4 home runs, 36 RBI, and 41 runs scored in 55 games during his senior season (2012) and earned All-ACC Second-Team honors.

- His father, Kevin, has spent 25 seasons as a head basketball coach in the college ranks with Illinois State (1993-98), Vanderbilt (1999-2015), and Pittsburgh (2016-17) and has produced a 479-324 (.597) record.



2021: Concussion (September 20 - 28)

2019: Cervical neck strain (April 21 - May 17)



2021: Acquired by Miami from Pittsburgh in exchange for RHP Zach Thompson, RHP Kyle Nicolas, and OF Connor Scott on 11/29.

2012: Selected by Pittsburgh in the seventh round of the First-Year Player Draft.



2021: Rawlings NL Gold Glove Award (Catcher)

2017: MiLB Organizational All-Star (Pittsburgh)

2012: New York-Penn League Midseason All-Star

STALLINGS' BATTING HISTORY

YEAR	CLUB	AVG.	G	AB	R	H	2B	3B	HR	RBI	SH	SF	HBP	BB	SO	SB	CS	OBP	SLG	E
2021	PITTSBURGH	.246	112	374	38	92	20	1	8	53	0	2	2	49	85	0	0	.335	.369	5
	Minors (8 yrs.)	.253	512	1735	215	439	121	6	29	228	19	21	28	167	407	10	9	.325	.380	27
	MAJORS (6 yrs.)	.254	249	756	82	192	35	1	17	94	3	4	4	85	180	1	0	.331	.701	15

CAREER FIELDING

POS	G	GS	INN	TC	PO	A	E	FLD%
C	229	211	1853.0	2027	1907	105	15	.993
1B	1	0	1.0	3	3	0	0	1.000
P	1	0	1.0	0	0	0	0	.000

CAREER IN-DEPTH CATCHING

POS	SB	CCS	CS%	PB
C	87	32	26.9	8

HOME RUN BREAKDOWN

GRAND SLAMS	1 - 7/17/21 vs. NYM
INSIDE-THE-PARK	None
LEADOFF	None
PINCH HIT	None
WALK-OFF	3 - Last; 7/17/21 vs. NYM
MULTI-HR	None





74 LHP **WILL STEWART**


HEIGHT 6'1" | WT 180 | B/T L/L | BORN HUNTSVILLE, AL | DOB JULY 14, 1997


CAREER HIGHLIGHTS

- William A. Stewart made 20 starts for Double-A Pensacola in **2021**. Finished the season 5-8 with a 4.33 ERA in 99.2 innings.
- Did not pitch in **2020**.
- Pitched in 23 games (21 starts) for Advanced-A Jupiter in 2019. Went 6-12 with a 5.43 ERA in 129.1 innings.
- Stole the show at **2019** first-round pick JJ Bleday's professional debut on July 20. Worked 8.2 no-hit innings before Palm Beach's Bryce Denton doubled to center field. Stewart was then lifted from the game.
- Acquired by Miami with RHP Sixto Sánchez, C Jorge Alfaro, and International Bonus Pool money from Philadelphia in exchange for C J.T. Realmuto on February 7, **2018**.
- Pitched the 2018 season for Single-A Lakewood. Went 8-1 with a 2.06 ERA in 20 starts. Worked 113.2 innings and struck out 90.
- Made 13 starts for Short-Season Williamsport in **2017**. Went 4-2 with a 4.18 ERA. Struck out 58 in 60.1 innings.
- Spent two seasons with the Gulf Coast League Phillies in **2015** and **2016** after being selected by Philadelphia in the 20th round of the 2015 Draft out of Hazel Green High School in Hazel Green, AL.

Worked at a hospital during the long 2020 offseason due to the Coronavirus pandemic. Worked as a cardiology tech but would help with emergency patients who came in with severe COVID-19 symptoms.



 **2018:** South Atlantic League All-Star

 **2018:** Acquired by Miami with RHP Sixto Sánchez, C Jorge Alfaro, and International Bonus Pool money from Philadelphia in exchange for C J.T. Realmuto on 2/7.

2015: Selected by Philadelphia in 20th round of First-Year Player Draft.

STEWART'S PITCHING HISTORY

YEAR	CLUB	W-L	ERA	G	GS	CG	SHO	SV	SVO	IP	H	R	ER	HR	HB	BB	SO	WP	BK
2021	Pensacola (AA)	5-8	4.33	20	20	0	0	0	0	99.2	96	54	48	9	25	38	85	1	0
	Minors (6 yrs.)	26-26	4.06	99	81	5	3	0	1	468.0	439	240	211	34	54	160	384	29	5

FRONT OFFICE
FIELD STAFF
PLAYERS
CLUB HISTORY
PLAYER DEVELOPMENT
OPPONENTS
GENERAL INFORMATION



31 RHP COLE SULSER

HEIGHT
6'1"

WT
190

B/T
R/R

BORN
SANTA YSABEL, CA

DOB
MARCH 12, 1990

CAREER HIGHLIGHTS

- Cole Young Sulser made his second-career Opening Day roster in **2021**.
- Pitched in 60 games for the Orioles and finished the season 5-4 with a 2.70 ERA and 8 saves. He struck out 73 in 63.1 innings.
- Was one of 23 right-handed relievers to pitch in more than 60 innings with 60-plus strikeouts and maintain an ERA under 3.00 last season, joining new teammate RHP Dylan Floro on the list.
- Pitched in 19 games for Baltimore during the **2020** season. Finished the season 1-5 with a 5.56 ERA and five saves.
- Went 1-2 with five saves, a 3.46 ERA (5 ER/13.0 IP), and a .116 (5x43) opponents batting average in his first 10 outings.
- Was the only player in the majors to record two saves of 2.0+ innings (July 26 at Boston and August 2 vs. Tampa Bay).
- Recorded his first career save on July 26 at Boston (his 2020 season debut).
- Had his contract selected by the Rays from Triple-A Durham on September 2, **2019**. Made his Major League debut on September 6 vs. Toronto (1.0 IP, H, 2 BB, K). Struck out the first batter he faced (Rowdy Tellez) for his first career strikeout.
- Made seven appearances for Tampa Bay, not allowing a run in 7.1 innings with nine strikeouts.
- Went 6-3 with a 3.27 ERA (24 ER/66.0 IP) and 89 strikeouts in 49 games for Triple-A Durham.
- Designated for assignment by the Rays on September 29 and claimed off waivers on October 1 by the Orioles.
- Split the **2018** season between Double-A Akron and Triple-A Columbus (Cleveland), going a combined 8-4 with a 3.86 ERA (26 ER/60.2 IP) and 95 strikeouts in 47 games, all in relief.
- Combined to go 3-1 with a 2.70 ERA (19 ER/63.1 IP) and 70 strikeouts in 45 appearances in **2017** with Double-A Akron and Triple-A Columbus.
- Recorded four-or-more outs in 25 of the 45 appearances and went 2.0-or-more innings in 13 of them.
- Made his first appearance since returning from "Tommy John" surgery on April 7, **2016** with Advanced-A Lynchburg. Spent time at three different levels (Advanced-A Lynchburg, Double-A Akron, and Triple-A Columbus) throughout the season, finishing a combined 2-5 with a 4.34 ERA (31 ER/64.1 IP) and 70 strikeouts.
- Missed all of **2015** rehabbing from "Tommy John" surgery.
- Split the **2014** season between Advanced-A Carolina and Double-A Akron. Went a combined 4-14 with a 5.43 ERA (82 ER/136.0 IP) and 129 strikeouts. His 129 strikeouts were the third-most among Indians minor leaguers.
- Attended Dartmouth College (NH). Tore a ligament in his elbow in April of 2011 and had his first "Tommy John" surgery.
- Younger brother, Beau, also pitched at Dartmouth and was selected by the Pittsburgh Pirates in the 10th round of the 2017 First-Year Player Draft.



INNINGS PITCHED 2.0 - 7x; last, 9/16/21 vs. NYY
STRIKEOUTS 3 - 6x - 8/21/21 vs. ATL
SCORELESS IP 11.0 - 9/10/21 to Present
WIN STREAK None
LOSS STREAK 2 - 8/28/20 to 8/30/20



No MLB Injured List history



2022: Acquired by Miami with LHP Tanner Scott from the Baltimore Orioles in exchange for LHP Antonio Velez, OF Kevin Guerrero, a PTBNL, and a 2022 Competitive Balance Round B Pick on 4/3

2019: Claimed off waivers by the Baltimore Orioles from the Tampa Bay Rays on 10/1

2018: Acquired by the Tampa Bay Rays with INF Yandy Diaz from the Cleveland Indians in exchange for INF Edwin Encarnacion, cash, and future considerations to the Seattle Mariners, and INF/OF Jake Bauers and INF Carlos Santana to the Cleveland Indians on 12/13

2015: Selected by the Cleveland Indians in the 25th round of the 2015 First-Year Player Draft

SULSER'S PITCHING HISTORY

YEAR	CLUB	W-L	ERA	G	GS	CG	SHO	SV	SVO	IP	H	R	ER	HR	HB	BB	SO	WP	BK
2021	BALTIMORE	5-4	3.70	60	0	0	0	8	11	63.1	48	20	19	5	0	23	73	6	1
	Minors (6 yrs.)	26-29	3.91	225	41	0	0	14	21	444.1	414	221	193	27	17	134	513	24	1
	MAJORS (3 yrs.)	6-9	3.18	86	0	0	0	13	19	93.1	70	38	33	7	0	43	101	7	1



18 INF JOEY WENDLE

HEIGHT
6'1"

WT
195

B/T
L/R

BORN
WILMINGTON, DE

DOB
APRIL 26, 1990

CAREER HIGHLIGHTS

- Joseph Patrick Wendle was named to the AL All-Star Team in his fourth season with the Rays in **2021**. Hit a career-high 11 home runs in 136 games and made starts at third base (82), shortstop (23), and second base (13).
- Finished the season with a .265 average with 11 home runs and 54 RBI.
- Per StatCast, his 122 hits included 45 to the pull field (right side), 36 to center, and 41 to the opposite field (left side).
- Hit .311 (75x241) in 70 games on the road, good for 4th-highest in the AL behind Blue Jays' Teoscar Hernández (.321), Yankees' Aaron Judge (.314), and Astros' Yuli Gurriel (.311).
- Won the club's Paul C. Smith Champion Award, as voted by the Tampa Bay Chapter of the BBWAA, which is given to the player who best exemplifies the spirit of true professionalism on and off the field.
- Added to the 2021 All-Star game by Major League Baseball as an injury replacement, the first selection of his career. Became the second Rays third baseman (min. 50.0 percent of games there) to make the All-Star Team, joining Evan Longoria in 2008, 2009, and 2010.
- Played in 50 games in **2020**. Hit .286 with 4 home runs and 17 RBI. Made 45 starts (18 at second, 18 at third, 9 at short). Made 4 errors at third, 1 at shortstop and 0 at second.
- Hit .190 (11x58) with 2 doubles and 5 RBI in 20 games and 17 starts, all at third base in the 2020 playoffs.
- In Game 5 of the ALDS vs. New York-AL, caught Gio Urshela's 109.6 mph liner to third for the final out of a 2-1 win, helping the Rays advance to the ALCS for the second time in franchise history.
- Limited to 75 games due to three stints on the Injured List in **2019**. Finished the season batting .231 with 3 home runs and 19 RBI.
- Made his first career Opening Day start, batting 6th and playing second base. Hit by pitch in the 2nd and 7th innings, becoming the first player in Rays history with 2 hit by pitches on Opening Day.
- Finished 4th in **2018** AL Rookie of the Year balloting behind Angels' Shohei Ohtani, Yankees' Miguel Andújar, and Yankees' Gleyber Torres. Played in 139 games and hit .300 with 7 homers and 61 RBI.
- In his first season in the Rays organization, led AL rookies with 4.3 Wins Above Replacement, according to Baseball Reference.
- From July 1 through the end of the season, his .335 avg (87x260) ranked 2nd in the AL behind Boston's Mookie Betts (.350).
- Hit .300, 8th in the AL and 1st among major league rookies. Broke Rocco Baldelli's club rookie-record .289 avg in 2003.
- Ranked among AL rookie leaders in hits (146, 2nd), doubles (33, 2nd), triples (6, 1st), on-base pct. (.354, 2nd), and stolen bases (16, 2nd).
- Only six other rookies in AL history could match his combination of a .300 avg., 33 doubles, and 16 stolen bases while qualifying for the batting title: Seattle's Ichiro Suzuki in 2001, Boston's Nomar Garciaparra in 1997, Cleveland/Chicago-AL's Minnie Minoso in 1951, Detroit's Barney McCosky in 1939, Detroit's Roy Johnson in 1929 and Cleveland's Shoeless Joe Jackson in 1911. One of four rookies in major league history to reach those marks while playing most of his games at middle infield, joining Garciaparra, the Kansas City Packers' Duke Kenworthy in 1914 and the Syracuse Stars' Cupid Childs in 1890.
- Appeared in 8 games with the Athletics in **2017**. Hit .308 (4x13) with 1 home run and 5 RBI for the A's.
- On September 17 at Philadelphia, he hit a 6th-inning grand slam off Edubray Ramos, turning a 3-2 deficit into a 6-3 victory. The grand slam came in the 33rd game of his career, the soonest into a career an Athletics player hit one since Scott Spiezio on April 23, 1997 vs. Minnesota (29th game).
- Prior to his call up, spent the season with Triple-A Nashville. Appeared in 125 games for the Sounds, including 118 starts. Is the Sounds all-time leader in with 102 doubles. Ranks 4th with 440 hits, 5th with 228 runs, 25 triples, and 1,546 at-bats, and 9th with 380 games.
- Played in 125 games for Triple-A Nashville in **2016**. Hit .279 with 12 home runs and 61 RBI. Promoted to Oakland on August 31. Batted .260 with a double, a home run, and 11 RBI in 28 games.
- Went 0x4 in his Major League debut, on August 31 at Houston. Recorded his first big league hit in his second game, a pinch hit single in the 8th inning on September 2 off Boston's Joe Kelly.
- Spent all of **2015** with Oakland's Triple-A Nashville. Led the league and ranked 4th among all minor leaguers with 167 hits.



HITS	4 - 6x; last, 7/24/21 at CLE
RUNS	4 - 8/7/21 at BAL
HOME RUNS	2 - 2x; last, 8/29/21 at BAL
RBI	6 - 8/29/21 at BAL
SB	2 - 2x; last 7/2/19 vs. BAL
HIT STREAK	11 - 6/28/18 - 7/11/18
WALK-OFF HITS	None

FRONT OFFICE

FIELD STAFF

PLAYERS

CLUB HISTORY

PLAYER DEVELOPMENT

OPPONENTS

GENERAL INFORMATION

- Hit .341 (76x223) after the All-Star break to increase his season average from .257 to .289.
- Spent the **2014** season with Double-A Akron but was limited to 87 games due to a broken right hamate bone that kept him on the injured list for nearly two months (June 27–August 18).
- Hit .253 in 87 games with 8 home runs, 20 doubles and 50 RBI.
- Spent the entire **2013** season with Advanced-A Carolina. Won the Lou Boudreau Award, given to the top position player in the Cleveland system.
- Suffered a fractured orbital on April 20 that sidelined him until May 21. Was hitting .426 with a .508 OBP at the time of the injury.
- Hit .311 (19x61) with 12 RBI in 16 games for the Surprise Saguaros in the Arizona Fall League after the season.
- Made his professional debut in **2012** with Short-A Mahoning Valley. Named to the New York-Penn League Midseason All-Star Team.
- Ranked among NYPL leaders in average (.327, 3rd), slugging percentage (.469, 3rd), and total bases (115, 5th).
- Graduated as one of only two players in West Chester University history with 250 hits and 400 total bases. Three-time first-team All-Conference selection and a three-time first-team All-American choice. As a senior, won the Pennsylvania State Athletic Conference triple crown, batting .399 with 12 home runs and 59 RBI in 56 games.
- Became the first WCU alum to reach the majors since 14-year veteran John Mabry.
- Joey's college coach, Jad Prachniak, traveled to watch his former player in the 2020 World Series, along with a few other former West Chester (Pa.) Golden Rams. One shouted at Joey during pregame infield work while he took grounders at third base. Joey responded by throwing a ball an estimated 150 feet up and over the protective netting to land directly in Jad's hands on the concourse. Once inside the clubhouse, Joey texted them, "How about that accuracy?"
- Married to his wife, Lindsey, and has two sons, Jack and Luke.
- He was honored by the Philadelphia Sports Writers Association (PSWA) with its Native Son Award in 2019. Other winners of the award include Mike Piazza, the NBA's Kyle Lowry, and U.S. women's soccer standout Carli Lloyd.
- Joey received his bachelor's degree in prephysical therapy at West Chester. He planned to attend school for physical therapy before being drafted and had gone as far as applying to a handful of programs. It's still a goal he'd like to pursue after baseball.
- Growing up in eastern Pennsylvania, he supported the Phillies and his favorite players were Scott Rolen and Chase Utley.



2021: American League All-Star
MLBPAA Rays Heart and Hustle Award

2018: MLBPAA Rays Heart and Hustle Award

2016: MiLB Organizational All-Star (Oakland)

2013: MiLB Organizational All-Star (Cleveland)

2012: New York-Penn League Midseason All-Star



2019: Right wrist inflammation (July 31 - August 25)
Right wrist fracture (April 25 - June 14)
Left hamstring strain (April 1 - 21)

2017: Strained right shoulder (April 1 - April 29)



2021: Acquired by Miami from Tampa Bay in exchange for OF Kameron Misner on 11/30.

2017: Acquired by Tampa Bay from Oakland in exchange for a Player To Be Named Later on 12/11.

2014: Acquired by Oakland from Cleveland in exchange for Brandon Moss on 12/8.

2012: Selected by Cleveland in the sixth round of the First-Year Player Draft.

WENDLE'S BATTING HISTORY

YEAR	CLUB	AVG.	G	AB	R	H	2B	3B	HR	RBI	SH	SF	HBP	BB	SO	SB	CS	OBP	SLG	E
2021	TAMPA BAY	.265	136	460	73	122	31	4	11	54	0	3	10	28	113	8	6	.319	.422	11
	Minors (7 yrs.)	.287	650	2595	393	746	173	40	59	330	7	19	47	160	477	60	16	.338	.453	40
	MAJORS (6 yrs.)	.274	436	1462	205	400	88	14	27	167	2	19	32	96	310	42	15	.328	.408	28

POSTSEASON HISTORY

YEAR	CLUB/OPP	SERIES	AVG.	G	AB	R	H	2B	3B	HR	RBI	SH	SF	HBP	BB	SO	SB	CS	OBP	SLG	E
2019	TBR/OAK	ALWC	.273	1	0	0	0	0	0	0	0	0	0	0	0	0	0	0	.000	.000	0
	TBR/HOU	ALDS	.200	4	10	1	2	1	0	0	1	0	0	0	0	5	0	0	.200	.300	0
2020	TBR/TOR	ALWC	.000	2	2	1	0	0	0	0	0	0	0	0	1	1	0	0	.333	.000	0
	TBR/NYY	ALDS	.353	5	17	4	6	0	0	0	0	0	0	0	1	6	1	0	.389	.353	0
	TBR/HOU	ALCS	.143	7	21	2	3	0	0	0	2	0	0	1	1	4	0	0	.217	.143	0
	TBR/LAD	WS	.111	6	18	1	2	2	0	0	3	0	1	0	0	5	0	0	.105	.222	0
2021	TBR/BOS	ALDS	.250	2	4	0	1	1	0	0	0	0	0	0	0	2	0	0	.250	.500	0
	Wild Card		.000	3	2	1	0	0	0	0	0	0	0	0	1	1	0	0	.333	.000	0
	Division Series		.290	11	31	5	9	2	0	0	1	0	0	0	1	13	1	0	.313	.355	0
	League Championship Series		.143	7	21	2	3	0	0	0	2	0	0	1	1	4	0	0	.217	.143	0
	World Series		.111	6	18	1	2	2	0	0	3	0	1	0	0	5	0	0	.105	.222	0
	Totals		.194	27	72	9	14	4	0	0	6	0	1	1	3	23	1	0	.234	.250	0

ALL-STAR GAME HISTORY

YEAR	CLUB/TM, SITE	AVG.	G	AB	R	H	2B	3B	HR	RBI	SH	SF	HBP	BB	SO	SB	CS	OBP	SLG	E
2021	AL/TBR, COL	.000	1	1	0	1	0	0	0	0	0	0	0	0	0	0	0	1.000	1.000	0

CAREER FIELDING

POS	G	GS	INN	TC	PO	A	E	FLD%
2B	218	177	1619.2	767	301	460	6	.992
3B	182	139	1259.0	436	128	290	18	.959
SS	55	47	414.1	178	43	132	3	.983
LF	16	13	112.1	20	18	1	1	.950
RF	2	0	2.0	0	0	0	0	0.000

HOME RUN BREAKDOWN

GRAND SLAMS	3 - Last; 8/29/21 at BAL
INSIDE-THE-PARK	None
LEADOFF	3 - Last; 8/30/20 at MIA
PINCH HIT	1 - Last; 5/24/21 at TOR
WALK-OFF	None
MULTI-HR	2 - Last; 8/29/21 at BAL



47 RHP JIMMY YACABONIS

HEIGHT
6'3"

WT
225

B/T
R/R

BORN
ELIZABETH, NJ

DOB
MARCH 21, 1992

CAREER HIGHLIGHTS

- James Allin Yacabonis pitched the entire **2021** season for Seattle's Triple-A Tacoma. Went 4-0 with a 2.17 ERA in 30 games (37.1 innings). Converted 6 of 8 save opportunities.
- Pitched in 2 games for Seattle in **2020**. Allowed 1 run in 2.1 innings. Acquired from San Diego in exchange for cash considerations in a minor league trade on August 19.
- Selected from the alternate training site on September 9. Designated for assignment on September 15. Outrighted to the alternate training site on September 17.
- Pitched in 29 games for Baltimore in **2019**, covering 41.0 innings with 33 strikeouts while posting a 6.80 ERA (41.0 IP/31 ER). Made his first Opening Day roster.
- Went 2-2 with a 4.50 ERA (24.0 IP/12 ER) for Triple-A Norfolk in Baltimore's system.
- Made 12 appearances for Baltimore (7 starts) in **2018**, posting a 5.40 ERA (40.0 IP/24 ER) with 33 strikeouts, going 0-2.
- Made his first career MLB start on June 28, 2018 vs. Seattle.
- Made 21 starts for Triple-A Norfolk, going 3-5 with a 4.26 ERA (76.0 IP/36 ER) with 62 strikeouts.
- Selected to Baltimore's Major League roster on June 11, **2017** and made his MLB debut that night at New York-AL.
- Finished the year 2-0 for the Orioles with a 4.35 ERA (20.2 IP/10 ER) and 8 strikeouts.
- Recorded his first 2 career plate appearances on July 3 at Milwaukee and recorded his first career RBI.
- Pitched in 51 games at Triple-A Norfolk and was 4-0 with a 1.32 ERA (61.1 IP/9 ER). Named a Midseason All-Star in the International League and was an MiLB Organizational All-Star for the Orioles.
- Split **2016** between Advanced-A Frederick and Double-A Bowie, combining for a 2-4 record with a 3.06 ERA (64.2 IP/19 ER). Ranked the Orioles No. 22 prospect at the end of the season by Baseball America.
- Pitched for the Peoria Javelinas in the Arizona Fall League after the season, throwing 12.2 innings and recording 13 strikeouts.
- Spent the entire **2015** season with High-A Frederick, registering a 3-3 record with 2 saves, a 4.02 ERA, and 66 strikeouts.
- Split the **2014** season between Single-A Delmarva and Advanced-A Frederick, combining to go 1-5 with a 5.03 ERA (53.2 IP/30 ER) and 14 saves. Named a South-Atlantic League Midseason All-Star after posting a 1.07 ERA in 21 games for the Shorebirds.
- Made his professional debut in 2013 with Short Season-A Aberdeen, going 3-1 with a 1.52 ERA (9.2 IP/5 ER). Named a New York-Penn League Midseason All-Star.
- Attended Saint Joseph's (PA) University, where he majored in natural sciences.
- Graduated from Christian Brothers (NJ) Academy, where he starred in basketball and baseball while posting the highest GPA on the baseball team all four years of his career.



INNINGS PITCHED 5.0 - 7/9/18 vs. NYY
STRIKESOUTS 5 - 2x; last, 7/9/18 vs. NYY
SCORELESS IP 8.0 - 9/1/17 - 9/14/17
WIN STREAK 2 - 9/1/17 - 9/3/17
LOSS STREAK 2 - 8/11/18 - 8/25/18

- 2018:** International League Midseason All-Star
- 2017:** MiLB Organizational All-Star (Baltimore)
- International League Midseason All-Star
- 2014:** South Atlantic League Midseason All-Star
- 2013:** New York-Penn League Midseason All-Star

No MLB Injury History



- 2021:** Signed with Miami as a minor league free agent on 11/30.
- 2020:** Signed with Seattle as a minor league free agent on 12/29.
Acquired by Seattle from San Diego in exchange for cash considerations on 8/19.
- 2019:** Signed with San Diego as a minor league free agent on 12/19
- 2013:** Selected by Baltimore in the 13th round of the First-Year Player Draft.

YACABONIS' PITCHING HISTORY

YEAR	CLUB	W-L	ERA	G	GS	CG	SHO	SV	SVO	IP	H	R	ER	HR	HB	BB	SO	WP	BK
2021	Tacoma (AAA)	4-0	2.17	30	1	0	0	6	8	37.1	28	9	9	3	4	10	37	2	0
	Minors (8 yrs.)	22-20	3.25	258	22	0	0	50	64	409.1	328	167	147	20	28	195	384	50	3
	MAJORS (4 yrs.)	3-5	5.71	57	12	0	0	0	0	104.0	111	68	66	19	8	59	75	9	0



80 RHP ANEURYS ZABALA

HEIGHT
6'3"

WT
259

B/T
R/R

BORN
SANTO DOMINGO, DR

DOB
DECEMBER 21, 1996

CAREER HIGHLIGHTS

- Aneury's Zabala pitched in 33 games between two levels in **2021**. Appeared in 19 games for Philadelphia's Double-A affiliate (Reading) and 16 games for their High-A affiliate (Jersey Shore). Combined to go 3-5 with a 6.75 ERA.
- Worked in 14 games for Philadelphia's Advanced-A Jersey Shore. Went 2-3 with a 5.51 ERA with 3 saves in 16.1 innings.
- Went 1-2 with a 7.52 ERA for Double-A Reading.
- Did not pitch in **2020**.
- Spent the entire **2019** season with Cincinnati's Advanced-A Daytona. Pitched in 39 games (54.1 innings) and went 1-2 with a 5.63 ERA.
- Split **2018** between two organizations. Began the season with the Los Angeles-NL in Single-A Great Lakes. Went 2-2 with a 4.86 ERA in 24 games. Traded to Cincinnati and was assigned to Single-A Dayton where he went 0-3 with a 3.31 ERA in 16 games.
- Pitched in 15 games between Rookie-level Arizona League Dodgers and Single-A Great Lakes in **2017**. Only pitched in 15 total games due to two trips to the Injured List. Combined to go 4-2 with a 7.66 ERA in 24.2 innings.
- As a member of the Mariners organization, went 1-5 with a 2.88 ERA in 25.0 innings for the Rookie-level Arizona League Mariners in **2016**.
- Went 2-2 with a 6.56 ERA in 23.1 innings in the AZL in **2015**.



2021: Signed with Miami as a minor league free agent on 11/17.

2020: Signed with Philadelphia as a minor league free agent on 12/31.

2018: Acquired by Cincinnati with RHP James Marinar from Los Angeles-NL in exchange for RHP Dylan Floro, RHP Zach Neal and Future Considerations on 7/4.

2017: Acquired by Los Angeles-NL with INF Drew Jackson from Seattle in exchange for RHP Chase De Jong on 3/1.

2014: Signed with Seattle as an international free agent on 4/30.

ZABALA'S PITCHING HISTORY

YEAR	CLUB	W-L	ERA	G	GS	CG	SHO	SV	SVO	IP	H	R	ER	HR	HB	BB	SO	WP	BK
2021	Reading (AA)	1-2	7.52	19	0	0	0	0	1	26.1	28	24	22	5	3	11	43	4	1
	Jersey Shore (A+)	2-3	5.51	14	0	0	0	3	3	16.1	14	12	10	3	2	6	20	1	0
	Minors (7 yrs.)	7-14	4.68	54	12	1	0	4	10	117.1	115	88	61	3	11	75	93	35	0

FRONT OFFICE

FIELD STAFF

PLAYERS

CLUB HISTORY

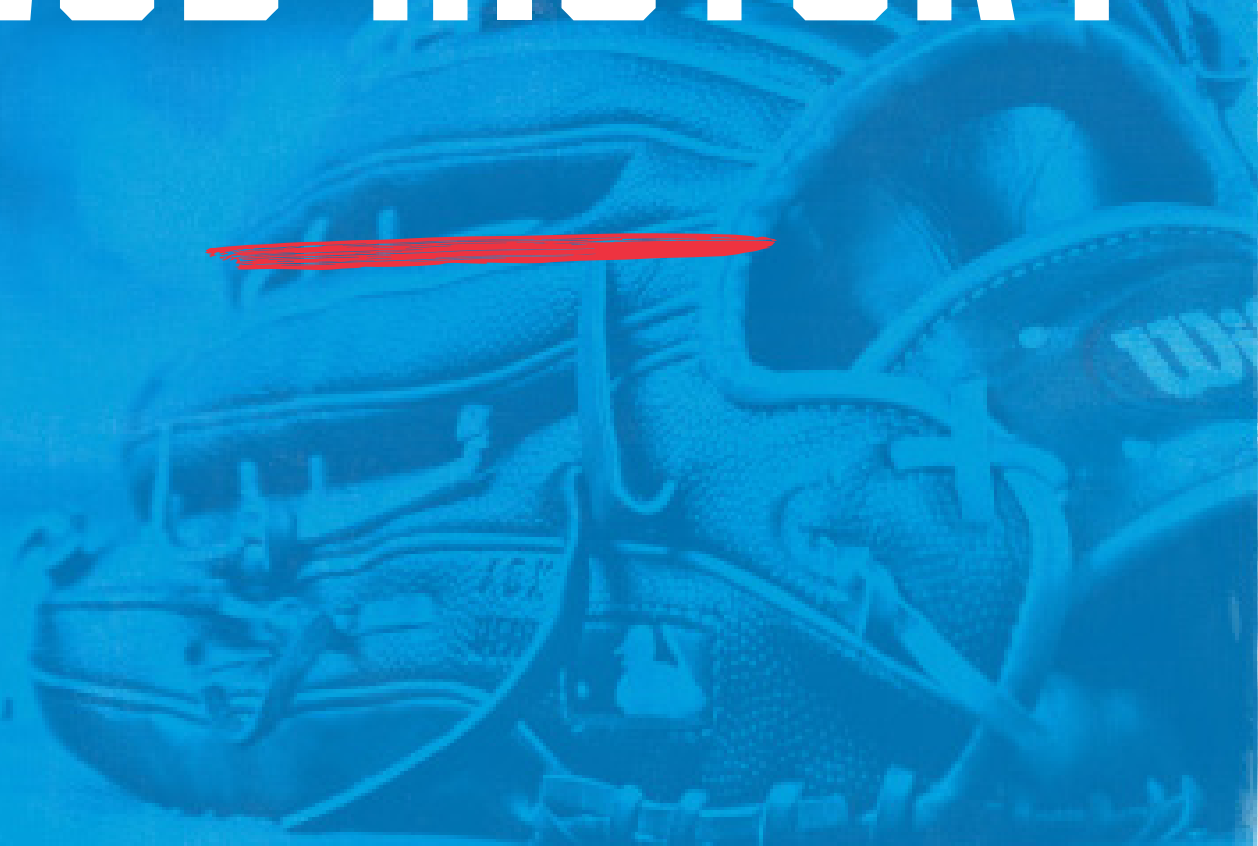
PLAYER DEVELOPMENT

OPPONENTS

GENERAL INFORMATION



CLUB HISTORY



MARLINS PLAYER RECORDS - CAREERS, SEASONS, AND GAMES

PLAYER RECORDS - CAREER BATTING

GAMES PLAYED			BATTING AVERAGE *			AT-BATS			HITS			RUNS SCORED			RBI		
Total	Player	Year	Total	Player	Year	Total	Player	Year	Total	Player	Year	Total	Player	Year	Total	Player	Year
1128	Luis Castillo		.313	Miguel Cabrera		4347	Luis Castillo		1273	Luis Castillo		675	Luis Castillo		672	Giancarlo Stanton	
1014	Jeff Conine		.309	Dee Gordon		3671	Hanley Ramirez		1103	Hanley Ramirez		666	Hanley Ramirez		578	Mike Lowell	
986	Giancarlo Stanton		.300	Hanley Ramirez		3577	Giancarlo Stanton		1005	Jeff Conine		576	Giancarlo Stanton		553	Jeff Conine	
981	Mike Lowell		.296	Kevin Millar		3554	Mike Lowell		965	Mike Lowell		499	Dan Uggla		523	Miguel Cabrera	
943	Hanley Ramirez		.295	Juan Pierre		3471	Jeff Conine		960	Giancarlo Stanton		477	Mike Lowell		482	Hanley Ramirez	
SINGLES			DOUBLES			TRIPLES			HOME RUNS			EXTRA-BASE HITS			TOTAL BASES		
1081	Luis Castillo		241	Mike Lowell		42	Luis Castillo		267	Giancarlo Stanton		479	Giancarlo Stanton		1983	Giancarlo Stanton	
697	Hanley Ramirez		232	Hanley Ramirez		34	Juan Pierre		154	Dan Uggla		406	Hanley Ramirez		1831	Hanley Ramirez	
688	Jeff Conine		202	Giancarlo Stanton		31	Adeiny Hechavarria		148	Hanley Ramirez		387	Mike Lowell		1641	Mike Lowell	
578	Mike Lowell		183	Miguel Cabrera		26	Hanley Ramirez		143	Mike Lowell		336	Dan Uggla		1579	Jeff Conine	
561	Juan Pierre			Alex González		23	Alex González/Dee Gordon		138	Miguel Cabrera		331	Miguel Cabrera		1547	Luis Castillo	
MULTI-HIT GAMES			ON-BASE PERCENTAGE *			SLUGGING PERCENTAGE *			WALKS			STRIKEOUTS			HIT-BY-PITCH		
350	Luis Castillo		.426	Gary Sheffield		.554	Giancarlo Stanton		533	Luis Castillo		1140	Giancarlo Stanton		93	Derek Dietrich	
311	Hanley Ramirez		.388	Miguel Cabrera		.543	Gary Sheffield		487	Giancarlo Stanton		760	Dan Uggla		51	Alex González	
278	Jeff Conine		.374	Hanley Ramirez		.542	Miguel Cabrera		424	Gary Sheffield		734	Derrek Lee		43	Gary Sheffield	
250	Giancarlo Stanton		.374	Cliff Floyd		.523	Cliff Floyd		406	Hanley Ramirez		677	Jeff Conine			Josh Willingham	
244	Miguel Cabrera		.370	Luis Castillo		.504	Kevin Millar		376	Jeff Conine			Hanley Ramirez		40	Hanley Ramirez	
GRAND SLAMS			SACRIFICE FLIES			SACRIFICE HITS			INFIELD HITS			BUNT HITS			PINCH-HIT AT-BATS		
6	Jeff Conine		55	Mike Lowell		65	Luis Castillo		361	Luis Castillo		79	Juan Pierre		212	Wes Helms	
5	Hanley Ramirez		44	Jeff Conine		55	Ricky Nolasco		155	Juan Pierre		65	Luis Castillo		199	Ichiro Suzuki	
	Giancarlo Stanton		31	Dan Uggla		46	Hanley Ramirez		40	Hanley Ramirez		40	Emilio Bonifacio		144	Alex Arias	
4	Derrek Lee		26	Miguel Cabrera		33	A.J. Burnett		125	Dee Gordon		38	Dee Gordon		129	Greg Dobbs	
	Mike Lowell		22	Alex González/Hanley Ramirez		32	Josh Johnson		113	Emilio Bonifacio		27	Chuck Carr		124	Lenny Harris	
PINCH HITS			PINCH-HIT RBI			AVERAGE WITH RISP ^			HITS WITH RISP			STOLEN BASES			CAUGHT STEALING		
56	Wes Helms		38	Wes Helms		.329	Miguel Cabrera		279	Mike Lowell		281	Luis Castillo		114	Luis Castillo	
51	Ichiro Suzuki		23	Greg Dobbs		.321	Kevin Millar		267	Jeff Conine		230	Hanley Ramirez		73	Hanley Ramirez	
44	Alex Arias			Lenny Harris		.303	Cliff Floyd		258	Miguel Cabrera		190	Juan Pierre		67	Juan Pierre	
35	Lenny Harris		22	Alex Arias		.302	Martin Prado		240	Hanley Ramirez		148	Dee Gordon		43	Dee Gordon	
32	Greg Dobbs		20	Ichiro Suzuki		.297	Marcell Ozuna		236	Giancarlo Stanton		115	Chuck Carr		41	Chuck Carr	

* - Minimum 1,000 PA
^ - Minimum 400 PA with RISP

PLAYER RECORDS - SINGLE-SEASON BATTING

GAMES PLAYED				BATTING AVERAGE *				AT-BATS				HITS				RUNS SCORED				RBI			
Total	Player	Year	Year	Total	Player	Year	Year	Total	Player	Year	Year	Total	Player	Year	Year	Total	Player	Year	Year				
162	Starlin Castro	2019		.342	Hanley Ramirez	2009		678	Juan Pierre	2004		221	Juan Pierre	2004		125	Hanley Ramirez	2007		132	Giancarlo Stanton	2017	
	Jeff Conine	1993		.339	Miguel Cabrera	2006		668	Juan Pierre	2003		212	Hanley Ramirez	2007			Hanley Ramirez	2008		124	Marcell Ozuna	2017	
	Derrek Lee	2002		.334	Luis Castillo	2000		656	Juan Pierre	2005		205	Dee Gordon	2015		123	Cliff Floyd	2001		121	Preston Wilson	2000	
	Juan Pierre	2003-'05		.333	Dee Gordon	2015		653	Dee Gordon	2017		204	Juan Pierre	2003			Giancarlo Stanton	2017		120	Gary Sheffield	1996	
				.332	Hanley Ramirez	2007		642	José Reyes	2012		201	Dee Gordon	2017		119	Hanley Ramirez	2006		119	Miguel Cabrera	2007	
SINGLES				DOUBLES				TRIPLES				HOME RUNS				EXTRA-BASE HITS				TOTAL BASES			
184	Juan Pierre	2004		50	Miguel Cabrera	2006		13	Juan Pierre	2005		59	Giancarlo Stanton	2017		91	Giancarlo Stanton	2014		377	Giancarlo Stanton	2017	
170	Dee Gordon	2017		49	Dan Uggla	2007		12	Juan Pierre	2004		42	Gary Sheffield	1996		83	Hanley Ramirez	2007		359	Hanley Ramirez	2007	
169	Dee Gordon	2015		48	Hanley Ramirez	2007		11	José Reyes	2012		37	Giancarlo Stanton	2012/14			Dan Uggla	2007		344	Miguel Cabrera	2005	
168	Juan Pierre	2003		46	Hanley Ramirez	2006		11	Hanley Ramirez	2006			Marcell Ozuna	2017		79	Cliff Floyd	2001		336	Marcell Ozuna	2017	
160	Luis Castillo	2002		45	Cliff Floyd	1998		10	Twice			78	Miguel Cabrera	2005-'06			Miguel Cabrera	2007		332	Miguel Cabrera	2007	
MULTI-HIT GAMES				ON-BASE PERCENTAGE *				SLUGGING PERCENTAGE *				WALKS				STRIKEOUTS				HIT-BY-PITCH			
70	Juan Pierre	2004		.465	Gary Sheffield	1996		.631	Giancarlo Stanton	2017		142	Gary Sheffield	1996		187	Preston Wilson	2000		24	Derek Dietrich	2016	
63	Miguel Cabrera	2006		.430	Miguel Cabrera	2006		.624	Gary Sheffield	1996		121	Gary Sheffield	1997		171	Dan Uggla	2008		21	Derek Dietrich	2018	
62	Hanley Ramirez	2007		.424	Gary Sheffield	1997		.584	Gary Sheffield	1994		98	Derrek Lee	2002		170	Giancarlo Stanton	2014		18	Derek Dietrich	2017	
60	Juan Pierre	2003		.418	Luis Castillo	2000		.582	Carlos Delgado	2005		94	Giancarlo Stanton	2014		167	Dan Uggla	2007		17	Carlos Delgado	2005	
	Marcell Ozuna	2017		.410	Hanley Ramirez	2009		.578	Cliff Floyd	2001		92	Twice		166	Giancarlo Stanton	2011		16	Twice			
GRAND SLAMS				SACRIFICE FLIES				SACRIFICE HITS				INFIELD HITS				BUNT HITS				PINCH-HIT AT-BATS			
3	Bobby Bonilla	1997		12	Jeff Conine	1995		19	Edgar Renteria	1997		63	Luis Castillo	2000		29	Juan Pierre	2003		100	Ichiro Suzuki	2017	
	Jeff Conine	2004		11	Mike Lowell	2000		18	Luis Castillo	2005		52	Dee Gordon	2015		26	Juan Pierre	2005		67	Reed Johnson	2014	
	Hanley Ramirez	2009			Mike Lowell	2002		17	Omar Infante	2011		51	Juan Pierre	2004		20	Juan Pierre	2004		66	Ross Gload	2009	
	Cody Ross	2009			Dan Uggla	2007		16	Ryan Dempster	2001		49	Juan Pierre	2005		16	Four times			65	Tim Raines	2002	
2	17 Times			10	Mike Lowell	2001		15	Three times			46	Luis Castillo	2002						61	Lenny Harris	2005	
PINCH HITS				PINCH-HIT RBI				AVERAGE WITH RISP ^				HITS WITH RISP				STOLEN BASES				CAUGHT STEALING			
27	Ichiro Suzuki	2017		15	Ross Gload	2009		.378	Miguel Cabrera	2006		60	Jorge Cantu	2009		65	Juan Pierre	2003		24	Juan Pierre	2004	
21	Ross Gload	2009		13	Lenny Harris	2005		.378	Miguel Cabrera	2007		59	Miguel Cabrera	2007		62	Luis Castillo	2000		22	Chuck Carr	1993	
19	Lenny Harris	2005		12	Wes Helms	2009		.375	Ivan Rodriguez	2003			Miguel Cabrera	2005		60	Dee Gordon	2017			Edgar Renteria	1998	
17	Wes Helms	2009			Reed Johnson	2014			Miguel Cabrera	2003		57	Marcell Ozuna	2017		58	Chuck Carr	1993			Luis Castillo	2000	
16	Reed Johnson	2014		10	Four times			.373	Hanley Ramirez	2009			Hanley Ramirez	2009			Dee Gordon	2015		21	Quilvio Veras	1995	

* - Qualified players only
^ - Minimum 100 AB with RISP

FRONT OFFICE
FIELD STAFF
PLAYERS
CLUB HISTORY
PLAYER DEVELOPMENT
OPPONENTS
GENERAL INFORMATION

MARLINS PLAYER RECORDS - CAREERS, SEASONS, AND GAMES

PLAYER RECORDS - SINGLE-GAME BATTING

FRONT OFFICE

FIELD STAFF

PLAYERS

CLUB HISTORY

PLAYER DEVELOPMENT

OPPONENTS

GENERAL INFORMATION

HITS

Game Type	Hits	Occurrences (last player)	Date (last)
9 inn.	5	13 times (Starlin Castro)	(8/29/18 at WSH)
Extras	5	Six times (Martin Prado)	(9/4/15 vs. NYM)

Most 5-Hit Games (Season)	Player
2	Juan Pierre (2005)

Most 5-Hit Games (Career)	Player
2	Juan Pierre, Gary Sheffield

RUNS

Game Type	Runs	Occurrences (last player)	Date (last)
9 inn.	4	27 times (Jon Berti)	(9/5/19 at PIT)
Extras	4	Four times (Giancarlo Stanton)	(7/9/17 at SF)

Most 4-Run Games (Season)	Player
2	Juan Pierre (2003)

Most 4-Run Games (Career)	Player
3	Juan Pierre

DOUBLES

Game Type	Doubles	Occurrences (last player)	Date (last)
9 inn.	3	29 times (Miguel Rojas)	(9/17/19 at ARI)
Extras	3	Twice (Miguel Olivo)	(5/5/07 vs. SD)

Most 3-Double Games (Season)	Player
2	D. White (1996), C. Yelich (2017), M. Rojas (2019)

Most 3-Double Games (Career)	Player
4	Hanley Ramirez

HOME RUNS

Game Type	HR	Occurrences (last player)	Date (last)
9 inn.	3	Three times (Brian Anderson)	9/18/20 vs. WSH
Extras	3	Mike Lowell	4/21/04 at PHI

Most 3-HR Games (Season)	Player
1	Mike Lowell (2004), Cody Ross (2006), Brian Anderson (2020)

Most 3-HR Games (Career)	Player
1	Mike Lowell, Cody Ross, Brian Anderson

RBI

Game Type	RBI	Occurrences (last player)	Date (last)
9 inn.	7	Four times (Brian Anderson)	9/18/20 vs. WSH
Extras	7	Greg Colbrunn	7/18/95 at SF

Most 7-RBI Games (Season)	Player
1	Greg Colbrunn (1995), Gary Sheffield (1995), Cody Ross (2006), Adeiny Hechavarria (2013), Brian Anderson (2020)

Most 7-RBI Games (Career)	Player
1	Greg Colbrunn, Gary Sheffield, Cody Ross, Adeiny Hechavarria, Brian Anderson

WALKS

Game Type	Walks	Occurrences (last player)	Date (last)
9 inn.	5	Ivan Rodriguez	4/8/03 vs. NYM
Extras	4	Seven times (Giancarlo Stanton)	(9/19/17 vs. NYM)

Most 5-Walk Games (Season)	Player
1	Ivan Rodriguez (2003)

Most 5-Walk Games (Career)	Player
1	Ivan Rodriguez

STRIKEOUTS

Game Type	Strikeouts	Occurrences (last player)	Date (last)
9 inn.	4	Many times (Alex Jackson)	(9/10/21 at ATL)
Extras	5	Chad Wallach	3/30/18 vs. CHC

Most 5-Strikeout Games (Season)	Player
1	Chad Wallach (2018)

Most 5-Strikeout Games (Career)	Player
1	Chad Wallach

TOTAL BASES

Game Type	TB	Occurrences (last player)	Date (last)
9 inn.	13	Twice (Cody Ross)	(9/11/06 vs. NYM)
Extras	13	Mike Lowell	4/21/04 at PHI

Most 13-TB Games (Season)	Player
1	Gary Sheffield (1994), Mike Lowell (2004), Cody Ross (2006)

Most 13-TB Games (Career)	Player
1	Gary Sheffield, Mike Lowell, Cody Ross

AT-BATS

Game Type	At-Bats	Occurrences (last player)	Date (last)
9 inn.	6	Many times (Berti/Prado/Rojas)	(9/17/19 at ARI)
Extras	9	Three times (Encarnacion/Pierre)	(4/27/03 vs. STL)

Most 9 At-Bat Games (Season)	Player
1	Luis Castillo (1999), Juan Encarnacion (2003), Juan Pierre (2003)

Most 9 At-Bat Games (Career)	Player
1	Luis Castillo, Juan Encarnacion, Juan Pierre

SINGLES

Game Type	Singles	Occurrences (last player)	Date (last)
9 inn.	5	Three times (J.T. Realmuto)	(7/8/18 at WSH)
Extras	5	Twice (Josh Willingham)	(7/1/07 vs. ATL)

Most 5-Single Games (Season)	Player
2	Juan Pierre (2005)

Most 5-Single Games (Career)	Player
2	Juan Pierre

TRIPLES

Game Type	Triples	Occurrences (last player)	Date (last)
9 inn.	2	Seven times (Lewis Brinson)	(6/15/18 at BAL)
Extras	2	Jose Reyes	9/7/12 at WSH

Most 2-Triple Games (Season)	Player
1	Eight players

Most 2-Triple Games (Career)	Player
1	Eight players

EXTRA-BASE HITS

Game Type	XBH	Occurrences (last player)	Date (last)
9 inn.	4	Five times (Starlin Castro)	(9/4/19 at PIT)
Extras	3	12 times (Dee Gordon)	(4/5/16 vs. DET)

Most 4-XBH Games (Season)	Player
1	Gary Sheffield (1994), Miguel Cabrera (2003, '05), Christian Yelich (2017), Starlin Castro (2019)

Most 4-XBH Games (Career)	Player
2	Miguel Cabrera

STOLEN BASES

Game Type	SB	Occurrences (last player)	Date (last)
9 inn.	4	Three times (Dee Gordon)	(8/25/15 vs. PIT)
Extras	4	Jon Berti	9/24/19 at NYM

Most 4-SB Games (Season)	Player
2	Dee Gordon (2015)

Most 4-SB Games (Career)	Player
2	Dee Gordon

INTENTIONAL WALKS

Game Type	Int. Walks	Occurrences (last player)	Date (last)
9 inn.	3	Three times (Carlos Delgado)	(9/22/05 at NYM)
Extras	3	Mike Lowell	4/27/03 vs. STL

Most 3-IBB Games (Season)	Player
1	Gary Sheffield (1995), Cliff Floyd (2001), Mike Lowell (2003), Carlos Delgado (2005)

Most 3-IBB Games (Career)	Player
1	Gary Sheffield, Cliff Floyd, Mike Lowell, Carlos Delgado

HIT-BY-PITCH

Game Type	HBP	Occurrences (last player)	Date (last)
9 inn.	2	Many times (Jorge Alfaro)	(6/2/21 at TOR)
Extras	2	Four times (Nick Green)	(5/24/13 at CHW)

Most 2-HBP Games (Season)	Player
3	Derek Dietrich (2017)

Most 2-HBP Games (Career)	Player
9	Derek Dietrich

GROUND INTO DOUBLE PLAY

Game Type	GIDP	Occurrences (last player)	Date (last)
9 inn.	3	Four times (Tyler Moore)	(8/19/17 at NYM)
Extras	2	Eight times (Marcell Ozuna)	(4/6/17 at WSH)

Most 3-GIDP Games (Season)	Player
1	John Mabry (2001), Kevin Millar (2002), Martin Prado (2016), Tyler Moore (2017)

Most 3-GIDP Games (Career)	Player
1	John Mabry, Kevin Millar, Martin Prado, Tyler Moore

MARLINS PLAYER RECORDS - CAREERS, SEASONS, AND GAMES

PLAYER LEADERS - CAREER BATTING - BY POSITION

AS PITCHER		AS CATCHER		AS FIRST BASEMAN		AS SECOND BASEMAN	
At-bats.....	349.....Ricky Nolasco	At-bats.....	1924.....Charles Johnson	At-bats.....	2798.....Derrek Lee	At-bats.....	4332.....Luis Castillo
Hits.....	76.....Dontrelle Willis	Hits.....	519.....J.T. Realmuto	Hits.....	742.....Derrek Lee	Hits.....	1268.....Luis Castillo
AVG (min. 300 PA).....	228.....Dontrelle Willis	AVG (min. 750 PA).....	287.....Mike Redmond	AVG (min. 750 PA).....	283.....Greg Colbrunn	AVG (min. 750 PA).....	309.....Dee Gordon
Singles.....	55.....Dontrelle Willis	Singles.....	344.....J.T. Realmuto	Singles.....	438.....Derrek Lee	Singles.....	1077.....Luis Castillo
Doubles.....	11.....Ricky Nolasco	Doubles.....	111.....Charles Johnson	Doubles.....	159.....Derrek Lee	Doubles.....	168.....Dan Uggla
Triples.....	4.....Dontrelle Willis	Triples.....	14.....J.T. Realmuto	Triples.....	18.....Derrek Lee	Triples.....	42.....Luis Castillo
Home Runs.....	8.....Dontrelle Willis	Home Runs.....	73.....Charles Johnson	Home Runs.....	127.....Derrek Lee	Home Runs.....	154.....Dan Uggla
Extra-base Hits.....	21.....Dontrelle Willis	Extra-base Hits.....	187.....Charles Johnson	Extra-base Hits.....	304.....Derrek Lee	Extra-base Hits.....	334.....Dan Uggla
RBI.....	35.....Dontrelle Willis	RBI.....	271.....Charles Johnson	RBI.....	414.....Derrek Lee	RBI.....	464.....Dan Uggla
Runs.....	38.....Dontrelle Willis	Runs.....	241.....J.T. Realmuto	Runs.....	415.....Derrek Lee	Runs.....	671.....Luis Castillo
Walks.....	20.....Dontrelle Willis	Walks.....	232.....Charles Johnson	Walks.....	357.....Derrek Lee	Walks.....	532.....Luis Castillo
Strikeouts.....	164.....Ricky Nolasco	Strikeouts.....	493.....Charles Johnson	Strikeouts.....	722.....Derrek Lee	Strikeouts.....	758.....Dan Uggla
On-base %.....	275.....Dontrelle Willis	On-base %.....	352.....Mike Redmond	On-base %.....	353.....Derrek Lee	On-base %.....	386.....Quilvio Veras
Slugging %.....	351.....Dontrelle Willis	Slugging %.....	436.....J.T. Realmuto	Slugging %.....	489.....Mike Jacobs	Slugging %.....	488.....Dan Uggla
Steals.....	None.....---	Steals.....	30.....J.T. Realmuto	Steals.....	51.....Derrek Lee	Steals.....	280.....Luis Castillo
Sac Hits.....	55.....Ricky Nolasco	Sac Hits.....	18.....Mike Redmond	Sac Hits.....	5.....Gaby Sanchez	Sac Hits.....	65.....Luis Castillo
Sac Flies.....	2.....H. Alvarez/R. Boses	Sac Flies.....	17.....Charles Johnson	Sac Flies.....	21.....Derrek Lee	Sac Flies.....	30.....Dan Uggla
AS THIRD BASEMAN		AS SHORTSTOP		AS LEFT FIELDER		AS CENTER FIELDER	
At-bats.....	3471.....Mike Lowell	At-bats.....	3287.....Hanley Ramirez	At-bats.....	2309.....Jeff Conine	At-bats.....	1999.....Juan Pierre
Hits.....	947.....Mike Lowell	Hits.....	1006.....Hanley Ramirez	Hits.....	680.....Jeff Conine	Hits.....	604.....Juan Pierre
AVG (min. 750 PA).....	326.....Miguel Cabrera	AVG (min. 750 PA).....	306.....Hanley Ramirez	AVG (min. 750 PA).....	299.....Cliff Floyd	AVG (min. 750 PA).....	302.....Juan Pierre
Singles.....	569.....Mike Lowell	Singles.....	637.....Hanley Ramirez	Singles.....	467.....Jeff Conine	Singles.....	497.....Juan Pierre
Doubles.....	234.....Mike Lowell	Doubles.....	212.....Hanley Ramirez	Doubles.....	141.....Cliff Floyd	Doubles.....	108.....Preston Wilson
Triples.....	6.....Derek Dietrich	Triples.....	13.....Adeiny Hechavarria	Triples.....	12.....Logan Morrison	Triples.....	32.....Juan Pierre
Home Runs.....	141.....Mike Lowell	Home Runs.....	33.....Hanley Ramirez	Home Runs.....	92.....Cliff Floyd	Home Runs.....	95.....Preston Wilson
Extra-base Hits.....	378.....Mike Lowell	Extra-base Hits.....	369.....Hanley Ramirez	Extra-base Hits.....	241.....Cliff Floyd	Extra-base Hits.....	213.....Preston Wilson
RBI.....	567.....Mike Lowell	RBI.....	427.....Hanley Ramirez	RBI.....	368.....Jeff Conine	RBI.....	315.....Preston Wilson
Runs.....	471.....Mike Lowell	Runs.....	610.....Hanley Ramirez	Runs.....	337.....Cliff Floyd	Runs.....	297.....Preston Wilson
Walks.....	348.....Mike Lowell	Walks.....	365.....Hanley Ramirez	Walks.....	248.....Jeff Conine	Walks.....	188.....Preston Wilson
Strikeouts.....	516.....Mike Lowell	Strikeouts.....	667.....Alex González	Strikeouts.....	453.....Jeff Conine	Strikeouts.....	558.....Preston Wilson
On-base %.....	410.....Miguel Cabrera	On-base %.....	380.....Hanley Ramirez	On-base %.....	372.....Cliff Floyd	On-base %.....	370.....Christian Yelich
Slugging %.....	556.....Miguel Cabrera	Slugging %.....	507.....Hanley Ramirez	Slugging %.....	529.....Cliff Floyd	Slugging %.....	475.....Preston Wilson
Steals.....	39.....Emilio Bonifacio	Steals.....	214.....Hanley Ramirez	Steals.....	77.....Cliff Floyd	Steals.....	166.....Juan Pierre
Sac Hits.....	5.....Emilio Bonifacio	Sac Hits.....	30.....Edgar Renteria	Sac Hits.....	6.....Chris Coghlan	Sac Hits.....	40.....Juan Pierre
Sac Flies.....	53.....Mike Lowell	Sac Flies.....	22.....Alex González	Sac Flies.....	30.....Jeff Conine	Sac Flies.....	17.....Preston Wilson
AS RIGHT FIELDER		AS OUTFIELDER		AS DESIGNATED HITTER		AS PINCH HITTER	
At-bats.....	3497.....Giancarlo Stanton	At-bats.....	3497.....Giancarlo Stanton	At-bats.....	67.....Kevin Millar	At-bats.....	212.....Wes Helms
Hits.....	940.....Giancarlo Stanton	Hits.....	940.....Giancarlo Stanton	Hits.....	19.....Jorge Cantu	Hits.....	56.....Wes Helms
AVG (min. 750 PA).....	283.....Gary Sheffield	AVG (min. 750 PA).....	315.....Kevin Millar	AVG (min. 25 PA).....	333.....G. Dobbs/G. Stanton	AVG (min. 50 PA).....	318.....Ross Gload
Singles.....	469.....Giancarlo Stanton	Singles.....	550.....Juan Pierre	Singles.....	13.....Jorge Cantu	Singles.....	42.....Ichiro Suzuki
Doubles.....	198.....Giancarlo Stanton	Doubles.....	198.....Giancarlo Stanton	Doubles.....	6.....Kevin Millar	Doubles.....	13.....Wes Helms
Triples.....	19.....Mark Kotsay	Triples.....	34.....Juan Pierre	Triples.....	1.....C. Allen/K. Millar	Triples.....	4.....Wes Helms
Home Runs.....	263.....Giancarlo Stanton	Home Runs.....	263.....Giancarlo Stanton	Home Runs.....	4.....Giancarlo Stanton	Home Runs.....	5.....Justin Bour
Extra-base Hits.....	471.....Giancarlo Stanton	Extra-base Hits.....	471.....Giancarlo Stanton	Extra-base Hits.....	9.....Kevin Millar	Extra-base Hits.....	21.....Wes Helms
RBI.....	657.....Giancarlo Stanton	RBI.....	657.....Giancarlo Stanton	RBI.....	13.....Giancarlo Stanton	RBI.....	38.....Wes Helms
Runs.....	568.....Giancarlo Stanton	Runs.....	568.....Giancarlo Stanton	Runs.....	10.....Kevin Millar	Runs.....	22.....Wes Helms
Walks.....	476.....Giancarlo Stanton	Walks.....	477.....Giancarlo Stanton	Walks.....	7.....Cliff Floyd	Walks.....	20.....Wes Helms
Strikeouts.....	1103.....Giancarlo Stanton	Strikeouts.....	1103.....Giancarlo Stanton	Strikeouts.....	21.....Giancarlo Stanton	Strikeouts.....	65.....Wes Helms
On-base %.....	429.....Gary Sheffield	On-base %.....	431.....Gary Sheffield	On-base %.....	429.....Josh Willingham	On-base %.....	478.....Austin Kearns
Slugging %.....	557.....Giancarlo Stanton	Slugging %.....	562.....Kevin Millar	Slugging %.....	630.....Giancarlo Stanton	Slugging %.....	536.....Justin Bour
Steals.....	60.....Gary Sheffield	Steals.....	184.....Juan Pierre	Steals.....	2.....Cliff Floyd	Steals.....	5.....Ichiro Suzuki
Sac Hits.....	10.....J. Encarnacion/M. Kotsay	Sac Hits.....	44.....Juan Pierre	Sac Hits.....	None.....---	Sac Hits.....	3.....Three times
Sac Flies.....	18.....Giancarlo Stanton	Sac Flies.....	32.....Jeff Conine	Sac Flies.....	1.....Six times	Sac Flies.....	5.....Greg Dobbs

FRONT OFFICE

FIELD STAFF

PLAYERS

CLUB HISTORY

PLAYER DEVELOPMENT

OPPONENTS

GENERAL INFORMATION

MARLINS PLAYER RECORDS - CAREERS, SEASONS, AND GAMES

PLAYER LEADERS - SINGLE-SEASON BATTING - BY POSITION

FRONT OFFICE

FIELD STAFF

PLAYERS

CLUB HISTORY

PLAYER DEVELOPMENT

OPPONENTS

GENERAL INFORMATION

AS PITCHER		AS CATCHER		AS FIRST BASEMAN		AS SECOND BASEMAN	
At-bats.....	86.....Dontrelle Willis (2005)	At-bats.....	500.....Ivan Rodriguez (2003)	At-bats.....	581.....Derrek Lee (2002)	At-bats.....	642.....Dee Gordon (2017)
Hits.....	23.....Dontrelle Willis (2005)	Hits.....	150.....Ivan Rodriguez (2003)	Hits.....	157.....Derrek Lee (2001, 2002)	Hits.....	205.....Dee Gordon (2015)
AVG (min. 50 PA).....	283.....Dontrelle Willis (2007)	AVG (min. 300 PA).....	301.....J.T. Realmuto (2016)	AVG (min. 300 PA).....	305.....Jorge Cantu (2009)	AVG (min. 300 PA).....	334.....Luis Castillo (2000)
Singles.....	18.....Dontrelle Willis (2005)	Singles.....	107.....J.T. Realmuto (2016)	Singles.....	102.....Orestes Destrade (1993)	Singles.....	169.....Dee Gordon (2015)
Doubles.....	6.....Alex Fernandez (1997)	Doubles.....	35.....Ivan Rodriguez (2003)	Doubles.....	41.....Carlos Delgado (2005)	Doubles.....	48.....Dan Uggla (2007)
Triples.....	3.....Dontrelle Willis (2007)	Triples.....	7.....J.T. Realmuto (2015)	Triples.....	7.....Derrek Lee (2002)	Triples.....	10.....Luis Castillo (2001)
Home Runs.....	3.....3x (last, J. Johnson, 2009)	Home Runs.....	19.....Charles Johnson (1997)	Home Runs.....	32.....Carlos Delgado (2005)	Home Runs.....	33.....Dan Uggla (2010)
Extra-base Hits.....	6.....2x (last, D. Willis, 2007)	Extra-base Hits.....	54.....Ivan Rodriguez (2003)	Extra-base Hits.....	76.....Carlos Delgado (2005)	Extra-base Hits.....	82.....Dan Uggla (2007)
RBI.....	11.....Dontrelle Willis (2005)	RBI.....	82.....Ivan Rodriguez (2003)	RBI.....	108.....Carlos Delgado (2005)	RBI.....	105.....Dan Uggla (2010)
Runs.....	13.....Dontrelle Willis (2005)	Runs.....	89.....Ivan Rodriguez (2003)	Runs.....	95.....Derrek Lee (2002)	Runs.....	112.....Dan Uggla (2007)
Walks.....	9.....Chris Hammond (1993)	Walks.....	60.....Charles Johnson (1997)	Walks.....	98.....Derrek Lee (2002)	Walks.....	92.....Dan Uggla (2009)
Strikeouts.....	46.....Sandy Alcantara (2019)	Strikeouts.....	143.....Jorge Alfaro (2019)	Strikeouts.....	164.....Derrek Lee (2002)	Strikeouts.....	171.....Dan Uggla (2008)
On-base %.....Chris Hammond (1995)	On-base %.....Ivan Rodriguez (2003)	On-base %.....Carlos Delgado (2005)	On-base %.....Luis Castillo (2000)
Slugging %.....	500.....Dontrelle Willis (2007)	Slugging %.....	478.....Ivan Rodriguez (2003)	Slugging %.....	576.....Carlos Delgado (2005)	Slugging %.....	515.....Dan Uggla (2008)
Steals.....	None.....	Steals.....	11.....J.T. Realmuto (2016)	Steals.....	21.....Derrek Lee (2003)	Steals.....	62.....Luis Castillo (2000)
Sac Hits.....	16.....Ryan Dempster (2001)	Sac Hits.....	6.....Paul Lo Duca (2004)	Sac Hits.....	3.....Twice	Sac Hits.....	18.....Luis Castillo (2005)
Sac Flies.....	1.....14 times	Sac Flies.....	8.....Paul Lo Duca (2005)	Sac Flies.....	8.....Kevin Millar (1999)	Sac Flies.....	10.....Dan Uggla (2007)
AS THIRD BASEMAN		AS SHORTSTOP		AS LEFT FIELDER		AS CENTER FIELDER	
At-bats.....	611.....Casey McGehee (2014)	At-bats.....	642.....José Reyes (2012)	At-bats.....	593.....Marcell Ozuna (2017)	At-bats.....	678.....Juan Pierre (2004)
Hits.....	193.....Miguel Cabrera (2006)	Hits.....	209.....Hanley Ramirez (2007)	Hits.....	186.....Marcell Ozuna (2017)	Hits.....	221.....Juan Pierre (2004)
AVG (min. 300 PA).....	338.....Miguel Cabrera (2006)	AVG (min. 300 PA).....	342.....Hanley Ramirez (2009)	AVG (min. 300 PA).....	327.....Kevin Millar (2002)	AVG (min. 300 PA).....	326.....Juan Pierre (2004)
Singles.....	142.....Casey McGehee (2014)	Singles.....	143.....Edgar Renteria (1997)	Singles.....	124.....Jeff Conine (1993)	Singles.....	184.....Juan Pierre (2004)
Doubles.....	49.....Miguel Cabrera (2006)	Doubles.....	47.....Hanley Ramirez (2007)	Doubles.....	44.....Cliff Floyd (1998, 2001)	Doubles.....	36.....White (1996)/Yelich (2017)
Triples.....	5.....Derek Dietrich (2017)	Triples.....	12.....Jose Reyes (2012)	Triples.....	7.....Logan Morrison (2010)	Triples.....	13.....Juan Pierre (2005)
Home Runs.....	32.....Miguel Cabrera (2007)	Home Runs.....	33.....Hanley Ramirez (2008)	Home Runs.....	37.....Marcell Ozuna (2017)	Home Runs.....	31.....Preston Wilson (2000)
Extra-base Hits.....	77.....Miguel Cabrera (2006)	Extra-base Hits.....	81.....Hanley Ramirez (2007)	Extra-base Hits.....	78.....Cliff Floyd (2001)	Extra-base Hits.....	69.....Preston Wilson (2000)
RBI.....	114.....Miguel Cabrera (2006)	RBI.....	105.....Hanley Ramirez (2009)	RBI.....	119.....Marcell Ozuna (2017)	RBI.....	121.....Preston Wilson (2000)
Runs.....	49.....Miguel Cabrera (2006)	Runs.....	125.....Hanley Ramirez (2008)	Runs.....	120.....Cliff Floyd (2001)	Runs.....	100.....Three times
Walks.....	86.....Miguel Cabrera (2006)	Walks.....	91.....Hanley Ramirez (2008)	Walks.....	63.....Three times	Walks.....	80.....Christian Yelich (2017)
Strikeouts.....	124.....Miguel Cabrera (2007)	Strikeouts.....	128.....Hanley Ramirez (2006)	Strikeouts.....	136.....Marcell Ozuna (2017)	Strikeouts.....	185.....Preston Wilson (2000)
On-base %.....	431.....Miguel Cabrera (2006)	On-base %.....	409.....Hanley Ramirez (2009)	On-base %.....	391.....Cliff Floyd (2001)	On-base %.....	374.....Juan Pierre (2004)
Slugging %.....	567.....Miguel Cabrera (2006)	Slugging %.....	557.....Hanley Ramirez (2007)	Slugging %.....	584.....Cliff Floyd (2001)	Slugging %.....	505.....Preston Wilson (1999)
Steals.....	19.....Emilio Bonifacio (2009)	Steals.....	51.....Hanley Ramirez (1997)	Steals.....	26.....Cliff Floyd (1998)	Steals.....	65.....Juan Pierre (2003)
Sac Hits.....	4.....Emilio Bonifacio (2009)	Sac Hits.....	19.....Edgar Renteria (1997)	Sac Hits.....	5.....Eric Owens (2002)	Sac Hits.....	15.....Juan Pierre (2003, 2004)
Sac Flies.....	11.....Mike Lowell (2000, 2002)	Sac Flies.....	6.....Three times	Sac Flies.....	9.....Floyd (1995)/Conine (2000)	Sac Flies.....	9.....Devon White (1996)
AS RIGHT FIELDER		AS OUTFIELDER		AS DESIGNATED HITTER		AS PINCH HITTER	
At-bats.....	600.....Juan Encarnacion (2003)	At-bats.....	678.....Juan Pierre (2004)	At-bats.....	37.....Jorge Cantu (2010)	At-bats.....	100.....Ichiro Suzuki (2017)
Hits.....	163.....Gary Sheffield (1996)	Hits.....	221.....Juan Pierre (2004)	Hits.....	12.....Jorge Cantu (2010)	Hits.....	27.....Ichiro Suzuki (2017)
AVG (min. 300 PA).....	315.....Gary Sheffield (1996)	AVG (min. 300 PA).....	326.....Juan Pierre (2004)	AVG (min. 10 PA).....	471.....Giancarlo Stanton (2017)	AVG (min. 20 PA).....	370.....Greg Dobbs (2011)
Singles.....	101.....Mark Kotsay (2000)	Singles.....	184.....Juan Pierre (2004)	Singles.....	8.....Jorge Cantu (2010)	Singles.....	23.....Ichiro Suzuki (2017)
Doubles.....	37.....Juan Encarnacion (2003)	Doubles.....	44.....Cliff Floyd (1998, 2001)	Doubles.....	3.....Logan Morrison (2012)	Doubles.....	6.....Jim Eisenreich (1997)
Triples.....	8.....Mark Kotsay (1999)	Triples.....	13.....Juan Pierre (2005)	Triples.....	1.....Allen (2003)/Millar (2000)	Triples.....	3.....Wes Helms (2006)
Home Runs.....	57.....Giancarlo Stanton (2017)	Home Runs.....	57.....Giancarlo Stanton (2017)	Home Runs.....	3.....Jorge Cantu (2010)	Home Runs.....	4.....Curtis Granderson (2019)
Extra-base Hits.....	88.....Giancarlo Stanton (2017)	Extra-base Hits.....	88.....Giancarlo Stanton (2017)	Extra-base Hits.....	4.....Three times	Extra-base Hits.....	8.....Wes Helms (2006)
RBI.....	127.....Giancarlo Stanton (2017)	RBI.....	127.....Giancarlo Stanton (2017)	RBI.....	7.....Millar (2000)/Jacobs (2008)	RBI.....	15.....Ross Gload (2009)
Runs.....	118.....Twice	Runs.....	120.....Cliff Floyd (2001)	Runs.....	6.....Jorge Cantu (2010)	Runs.....	14.....Ross Gload (2009)
Walks.....	142.....Gary Sheffield (1996)	Walks.....	142.....Gary Sheffield (1996)	Walks.....	4.....Three times	Walks.....	17.....Tim Raines (2002)
Strikeouts.....	164.....Giancarlo Stanton (2014)	Strikeouts.....	185.....Preston Wilson (2000)	Strikeouts.....	8.....Kevin Millar (2002)	Strikeouts.....	23.....Jason Wood (2007)
On-base %.....	466.....Gary Sheffield (1996)	On-base %.....	466.....Gary Sheffield (1996)	On-base %.....	563.....Cliff Floyd (1999)	On-base %.....	500.....Twice
Slugging %.....	628.....Giancarlo Stanton (2017)	Slugging %.....	628.....Giancarlo Stanton (2017)	Slugging %.....	882.....Giancarlo Stanton (2017)	Slugging %.....	850.....Derek Dietrich (2016)
Steals.....	19.....Juan Encarnacion (2003)	Steals.....	65.....Juan Pierre (2003)	Steals.....	1.....Five times (four players)	Steals.....	3.....Juan Pierre (2013)
Sac Hits.....	6.....Mark Kotsay (1998)	Sac Hits.....	15.....Juan Pierre (2003, 2004)	Sac Hits.....	None.....	Sac Hits.....	2.....Eight times
Sac Flies.....	9.....Mark Kotsay (1999)	Sac Flies.....	9.....Four times	Sac Flies.....	1.....Six times	Sac Flies.....	3.....Reed Johnson (2014)

MARLINS PLAYER RECORDS - CAREERS, SEASONS, AND GAMES

PLAYER RECORDS - CAREER BATTING AT HOME

HITS		BATTING AVERAGE *		HOME RUNS		RBI		RUNS SCORED		DOUBLES	
Total	Player	Total	Player	Total	Player	Total	Player	Total	Player	Total	Player
629	Luis Castillo	.326	Dee Gordon	135	Giancarlo Stanton	364	Giancarlo Stanton	340	Luis Castillo	120	Mike Lowell
553	Hanley Ramirez	.315	Miguel Cabrera	82	Hanley Ramirez	304	Mike Lowell	339	Hanley Ramirez	101	Hanley Ramirez
499	Jeff Conine	.312	Kevin Millar	78	Dan Uggla	278	Jeff Conine	307	Giancarlo Stanton	97	Giancarlo Stanton
489	Giancarlo Stanton	.306	Hanley Ramirez	76	Mike Lowell	265	Hanley Ramirez	254	Dan Uggla	90	Miguel Cabrera
486	Mike Lowell	.306	Juan Pierre	66	Miguel Cabrera	260	Miguel Cabrera	241	Mike Lowell	89	Cliff Floyd
TRIPLES		ON-BASE PERCENTAGE *		SLUGGING PERCENTAGE *		STOLEN BASES		WALKS		STRIKEOUTS	
Total	Player	Total	Player	Total	Player	Total	Player	Total	Player	Total	Player
28	Luis Castillo	.450	Gary Sheffield	.577	Giancarlo Stanton	147	Luis Castillo	280	Luis Castillo	533	Giancarlo Stanton
20	Juan Pierre	.394	Miguel Cabrera	.562	Gary Sheffield	102	Hanley Ramirez	279	Giancarlo Stanton	385	Dan Uggla
19	Hanley Ramirez	.386	Hanley Ramirez	.544	Miguel Cabrera	96	Juan Pierre	232	Gary Sheffield	350	Hanley Ramirez
18	Adeiny Hechavarria	.384	Giancarlo Stanton	.539	Kevin Millar	74	Dee Gordon	218	Hanley Ramirez	349	Derrek Lee
14	Emilio Bonifacio	.378	Kevin Millar	.520	Hanley Ramirez	64	Chuck Carr	210	Mike Lowell	333	Alex Gonzalez

*Minimum 750 at-bats at home

PLAYER RECORDS - SINGLE-SEASON BATTING AT HOME

HITS		BATTING AVERAGE *		HOME RUNS		RBI		RUNS SCORED		DOUBLES		
Total	Player	Year	Total	Player	Year	Total	Player	Year	Total	Player	Year	
111	Hanley Ramirez	2007	.372	Luis Castillo	2000	31	Giancarlo Stanton	2017	66	Cliff Floyd	2001	
110	Juan Pierre	2004	.355	Miguel Cabrera	2006	24	Giancarlo Stanton	2014	65	Giancarlo Stanton	2017	
104	Dee Gordon	2015	.345	Hanley Ramirez	2007	22	Marcell Ozuna	2017	64	Miguel Cabrera	2007	
103	Juan Pierre	2003	.344	Marcell Ozuna	2017	21	Dan Uggla	2009	64	Hanley Ramirez	2009	
100	Hanley Ramirez	2009	.338	Juan Pierre	2004	19	Twice	63	Miguel Ramirez	2006	63	Hanley Ramirez
9	Hanley Ramirez	2006	.471	Luis Castillo	2000	.688	Giancarlo Stanton	2017	79	Gary Sheffield	1996	
7	Adeiny Hechavarria	2014	.454	Miguel Cabrera	2006	.635	Giancarlo Stanton	2014	65	Gary Sheffield	1997	
	Juan Pierre	2005	.420	Hanley Ramirez	2007	.633	Cliff Floyd	2001	58	Dan Uggla	2009	
6	Six Times		.416	Giancarlo Stanton	2017	.616	Miguel Cabrera	2007	54	Derrek Lee	2002	
			.416	Giancarlo Stanton	2014	.611	Marcell Ozuna	2017		Giancarlo Stanton	2017	
TRIPLES		ON-BASE PERCENTAGE *		SLUGGING PERCENTAGE *		STOLEN BASES		WALKS		STRIKEOUTS		
Total	Player	Year	Total	Player	Year	Total	Player	Year	Total	Player	Year	
93	Dan Uggla	2008	88	Preston Wilson	2000	84	Dan Uggla	2010	80	Jorge Alfaro	2019	
88	Preston Wilson	2000	84	Dan Uggla	2010	80	Jorge Alfaro	2019	80	Derrek Lee	2002	

*Minimum 250 at-bats at home

PLAYER RECORDS - CAREER BATTING ON ROAD

HITS		BATTING AVERAGE *		HOME RUNS		RBI		RUNS SCORED		DOUBLES	
Total	Player	Total	Player	Total	Player	Total	Player	Total	Player	Total	Player
644	Luis Castillo	.310	Miguel Cabrera	132	Giancarlo Stanton	308	Giancarlo Stanton	335	Luis Castillo	131	Hanley Ramirez
550	Hanley Ramirez	.309	J.T. Realmuto	88	Derrek Lee	275	Jeff Conine	327	Hanley Ramirez	121	Mike Lowell
506	Jeff Conine	.303	Cliff Floyd	76	Dan Uggla	274	Mike Lowell	269	Giancarlo Stanton	105	Giancarlo Stanton
479	Mike Lowell	.300	Christian Yelich	72	Miguel Cabrera	263	Miguel Cabrera	245	Dan Uggla	103	Jeff Conine
471	Giancarlo Stanton	.295	Hanley Ramirez	67	Mike Lowell	240	Derrek Lee	236	Mike Lowell	97	Alex Gonzalez
TRIPLES		ON-BASE PERCENTAGE *		SLUGGING PERCENTAGE *		STOLEN BASES		WALKS		STRIKEOUTS	
Total	Player	Total	Player	Total	Player	Total	Player	Total	Player	Total	Player
14	Luis Castillo	.402	Gary Sheffield	.539	Miguel Cabrera	134	Luis Castillo	253	Luis Castillo	607	Giancarlo Stanton
13	Juan Pierre	.382	Miguel Cabrera	.533	Giancarlo Stanton	128	Hanley Ramirez	208	Giancarlo Stanton	385	Derrek Lee
13	Adeiny Hechavarria	.379	Cliff Floyd	.528	Cliff Floyd	94	Juan Pierre	192	Gary Sheffield	375	Dan Uggla
12	J.T. Realmuto	.373	Christian Yelich	.525	Gary Sheffield	74	Dee Gordon	188	Hanley Ramirez	349	Jeff Conine
11	Alex Gonzalez/Dee Gordon	.363	Hanley Ramirez	.510	Derrek Lee	53	Emilio Bonifacio	182	Jeff Conine	339	Alex Gonzalez

*Minimum 750 at-bats on road

PLAYER RECORDS - SINGLE-SEASON BATTING ON ROAD

HITS		BATTING AVERAGE *		HOME RUNS		RBI		RUNS SCORED		DOUBLES	
Total	Player	Year	Total	Player	Year	Total	Player	Year	Total	Player	Year
112	Miguel Cabrera	2005	.353	Hanley Ramirez	2009	28	Giancarlo Stanton	2017	68	Miguel Cabrera	2005
111	Juan Pierre	2004	.352	J.T. Realmuto	2016	23	Gary Sheffield	1996	61	Hanley Ramirez	2008
103	Martin Prado	2016	.348	Chris Coghlan	2009	22	Miguel Cabrera	2005	60	Miguel Cabrera	2005
102	Dee Gordon	2017	.341	Miguel Cabrera	2005	21	Giancarlo Stanton	2012	62	Dee Gordon	2017
101	Three Times		.340	Martin Prado	2016	20	Derrek Lee	2003	60	Hanley Ramirez	2006
TRIPLES		ON-BASE PERCENTAGE *		SLUGGING PERCENTAGE *		STOLEN BASES		WALKS		STRIKEOUTS	
Total	Player	Year	Total	Player	Year	Total	Player	Year	Total	Player	Year
6	Juan Pierre	2005	.431	Gary Sheffield	1996	.625	Miguel Cabrera	2005	63	Gary Sheffield	1996
	Juan Pierre	2004	.418	Chris Coghlan	2009	.601	Gary Sheffield	1996	56	Gary Sheffield	1997
	José Reyes	2012	.418	Hanley Ramirez	2009	.596	Carlos Delgado	2005	46	Christian Yelich	2017
5	Four Times		.407	Miguel Cabrera	2006	.591	Derrek Lee	2003	45	Giancarlo Stanton	2014
			.399	J.T. Realmuto	2016	.585	Giancarlo Stanton	2017	44	Twice	

*Minimum 250 at-bats on road

MARLINS PLAYER RECORDS - CAREERS, SEASONS, AND GAMES

PLAYER RECORDS - SINGLE-SEASON BATTING IN MARCH/APRIL

FRONT OFFICE

HITS			BATTING AVERAGE *			HOME RUNS			RBI			RUNS SCORED			DOUBLES		
Total	Player	Year	Total	Player	Year	Total	Player	Year	Total	Player	Year	Total	Player	Year	Total	Player	Year
40	Mike Lowell	2002	.409	Dee Gordon	2015	11	Gary Sheffield	1996	31	Giancarlo Stanton	2014	26	Hanley Ramirez	2007	15	Mike Lowell	2002
38	Dee Gordon	2015	.397	Martin Prado	2016	10	Cliff Floyd	2002	30	Moises Alou	1997	24	Cliff Floyd	2001	12	Mike Lowell	2001
36	Hanley Ramirez	2008	.385	Mike Lowell	2002	9	Gary Sheffield	1994	24	Mike Lowell	2001	23	Cliff Floyd	1998	10	Jorge Cantu	2008
35	Luis Castillo	2003	.365	Jorge Cantu	2009	9	Three Times		23	Mike Lowell	2000	9	Cliff Floyd	2002	9	Mike Lowell	2000
	Juan Pierre	2003	.364	Hanley Ramirez	2007					Four Times			Hanley Ramirez	2008		Kevin Orte	1999

EXTRA-BASE HITS			ON-BASE PERCENTAGE *			SLUGGING PERCENTAGE *			STOLEN BASES			WALKS			STRIKEOUTS		
Total	Player	Year	Total	Player	Year	Total	Player	Year	Total	Player	Year	Total	Player	Year	Total	Player	Year
20	Mike Lowell	2002	.500	Luis Castillo	2000	.800	Charles Johnson	2001	11	Luis Castillo	1997	29	Gary Sheffield	1997	40	Preston Wilson	2000
17	Charles Johnson	2001	.471	Christian Yelich	2016	.778	Jorge Cantu	2009	10	Chuck Carr	1993	20	Cliff Floyd	1998	37	Lewis Brinson	2018
	Mike Lowell	2003	.462	Cliff Floyd	2002	.768	Gary Sheffield	1994		Derrek Lee	2003		Gary Sheffield	1996		Giancarlo Stanton	2014
16	Gary Sheffield	1994	.462	Hanley Ramirez	2007	.744	Moises Alou	1997	9	Juan Pierre	2003	19	Craig Counsell	1998	34	Derrek Lee	2002
	Giancarlo Stanton	2014	.459	Gary Sheffield	1997	.738	Hee-seop Choi	2004	9	Four Times			Cliff Floyd	2002	33	Garrett Jones	2014

FIELD STAFF

PLAYER RECORDS - SINGLE-SEASON BATTING IN APRIL

HITS			BATTING AVERAGE *			HOME RUNS			RBI			RUNS SCORED			DOUBLES		
Total	Player	Year	Total	Player	Year	Total	Player	Year	Total	Player	Year	Total	Player	Year	Total	Player	Year
40	Mike Lowell	2002	.409	Dee Gordon	2015	11	Gary Sheffield	1996	30	Moises Alou	1997	26	Hanley Ramirez	2007	15	Mike Lowell	2002
38	Dee Gordon	2015	.397	Martin Prado	2016	10	Cliff Floyd	2002	29	Giancarlo Stanton	2014	24	Cliff Floyd	2001	12	Mike Lowell	2001
36	Hanley Ramirez	2008	.385	Mike Lowell	2002	9	Gary Sheffield	1994	24	Mike Lowell	2001	23	Cliff Floyd	2002	10	Jorge Cantu	2008
35	Luis Castillo	2003	.365	Jorge Cantu	2009	9	Three Times		23	Mike Lowell	2000	22	Hanley Ramirez	2008	9	Mike Lowell	2000
33	Juan Pierre	2003	.364	Hanley Ramirez	2007					Four Times			Gary Sheffield	1994		Kevin Orte	1999

EXTRA-BASE HITS			ON-BASE PERCENTAGE *			SLUGGING PERCENTAGE *			STOLEN BASES			WALKS			STRIKEOUTS		
Total	Player	Year	Total	Player	Year	Total	Player	Year	Total	Player	Year	Total	Player	Year	Total	Player	Year
20	Mike Lowell	2002	.500	Luis Castillo	2000	.800	Charles Johnson	2001	11	Luis Castillo	1997	29	Gary Sheffield	1997	40	Preston Wilson	2000
17	Charles Johnson	2001	.471	Christian Yelich	2016	.778	Jorge Cantu	2009	10	Chuck Carr	1993	20	Gary Sheffield	1996	34	Derrek Lee	2002
	Mike Lowell	2003	.462	Cliff Floyd	2002	.768	Gary Sheffield	1994		Derrek Lee	2003		Craig Counsell	1998		Giancarlo Stanton	2014
16	Gary Sheffield	1994	.462	Hanley Ramirez	2007	.744	Moises Alou	1997	9	Four Times		19	Craig Counsell	1998	33	Lewis Brinson	2018
15	Five Times		.459	Gary Sheffield	1997	.738	Hee-seop Choi	2004					Cliff Floyd	2002	32	Curtis Granderson	2019

PLAYERS

PLAYER RECORDS - SINGLE-SEASON BATTING IN MAY

HITS			BATTING AVERAGE *			HOME RUNS			RBI			RUNS SCORED			DOUBLES		
Total	Player	Year	Total	Player	Year	Total	Player	Year	Total	Player	Year	Total	Player	Year	Total	Player	Year
46	Marcell Ozuna	2016	.411	Marcell Ozuna	2016	12	Giancarlo Stanton	2012	30	Miguel Cabrera	2006	28	Dan Uggla	2008	16	Bobby Bonilla	1997
42	Miguel Cabrera	2006	.382	Bobby Bonilla	1997		Dan Uggla	2008		Giancarlo Stanton	2012	27	Dan Uggla	2006	14	Miguel Cabrera	2006
	Dan Uggla	2006	.378	Miguel Cabrera	2006	11	Justin Bour	2017	27	Preston Wilson	2000	25	Marcell Ozuna	2016		Todd Hollandsworth	2003
41	Luis Castillo	2002	.376	Luis Castillo	2002	10	Cody Ross	2008	26	Dan Uggla	2008	24	Hanley Ramirez	2006	13	Three Times	
40	Dee Gordon	2015	.373	Mike Lowell	2004	9	Four Times		25	Twice			Dan Uggla	2007			

EXTRA-BASE HITS			ON-BASE PERCENTAGE *			SLUGGING PERCENTAGE *			STOLEN BASES			WALKS			STRIKEOUTS		
Total	Player	Year	Total	Player	Year	Total	Player	Year	Total	Player	Year	Total	Player	Year	Total	Player	Year
23	Dan Uggla	2008	.508	Gary Sheffield	1995	.880	Cody Ross	2008	19	Luis Castillo	2000	29	Gary Sheffield	1995	40	Giancarlo Stanton	2015
22	Giancarlo Stanton	2012	.479	Giancarlo Stanton	2014	.827	Dan Uggla	2008	13	Quilvio Veras	1995	23	Justin Bour	2018	34	Preston Wilson	2002
21	Mike Lowell	2004	.458	Mike Lowell	2004	.769	Giancarlo Stanton	2012	12	Seven Times		21	Gary Sheffield	1996	36	Preston Wilson	2000
	Dan Uggla	2007	.455	Luis Castillo	2000	.729	Justin Bour	2017					Giancarlo Stanton	2014	33	Dan Uggla	2008
19	Three Times		.450	Marcell Ozuna	2016	.725	Mike Lowell	2004				20	Twice			Dan Uggla	2010

CLUB HISTORY

PLAYER RECORDS - SINGLE-SEASON BATTING IN JUNE

HITS			BATTING AVERAGE *			HOME RUNS			RBI			RUNS SCORED			DOUBLES		
Total	Player	Year	Total	Player	Year	Total	Player	Year	Total	Player	Year	Total	Player	Year	Total	Player	Year
40	Chris Coghlan	2010	.408	Miguel Olivo	2006	12	Giancarlo Stanton	2015	33	Hanley Ramirez	2009	30	Chris Coghlan	2010	15	Chris Coghlan	2010
	Hanley Ramirez	2009	.400	Justin Ruggiano	2012	10	Hanley Ramirez	2008	26	Cliff Floyd	2001	27	Hanley Ramirez	2008	12	Miguel Rojas	2019
39	Greg Colbrunn	1996	.383	Mark Kotsay	2000	9	Jeff Conine	1995	25	Bruce Aven	1999	23	Luis Castillo	2003	11	Four Times	
	Jeff Conine	1996	.382	Greg Colbrunn	1994		Mike Lowell	2003		Mike Lowell	2003		Giancarlo Stanton	2017			
	Gaby Sanchez	2010	.377	Chris Coghlan	2010	8	Twice			Hanley Ramirez	2010	22	Five Times				

EXTRA-BASE HITS			ON-BASE PERCENTAGE *			SLUGGING PERCENTAGE *			STOLEN BASES			WALKS			STRIKEOUTS		
Total	Player	Year	Total	Player	Year	Total	Player	Year	Total	Player	Year	Total	Player	Year	Total	Player	Year
20	Chris Coghlan	2010	.478	Gary Sheffield	1996	.800	Giancarlo Stanton	2015	16	Juan Pierre	2003	28	Gary Sheffield	1996	39	Marcell Ozuna	2014
17	Cliff Floyd	2001	.475	Justin Ruggiano	2012	.740	Justin Ruggiano	2012	13	Dee Gordon	2017	27	Gary Sheffield	1997	35	Preston Wilson	2000
	Hanley Ramirez	2008	.463	Chris Coghlan	2010	.706	Dan Uggla	2006	11	Luis Castillo	2000	19	Cliff Floyd	2002	34	Giancarlo Stanton	2011
	Giancarlo Stanton	2015	.451	Gary Sheffield	1997	.681	Derrek Lee	2002	9	Juan Pierre	2005	18	Justin Bour	2018	33	Giancarlo Stanton	2014
16	Four Times		.450	Ichiro Suzuki	2016	.670	Jeff Conine	1995		Hanley Ramirez	2010		Derrek Lee	2003		Dan Uggla	2007

OPPONENTS

PLAYER RECORDS - SINGLE-SEASON BATTING IN JULY

HITS			BATTING AVERAGE *			HOME RUNS			RBI			RUNS SCORED			DOUBLES		
Total	Player	Year	Total	Player	Year	Total	Player	Year	Total	Player	Year	Total	Player	Year	Total	Player	Year
39	Luis Castillo	2000	.431	Preston Wilson	1999	12	Giancarlo Stanton	2017	27	Marcell Ozuna	2017	27	Emilio Bonifacio	2011	13	Hanley Ramirez	2007
	Juan Pierre	2004	.424	Hanley Ramirez	2007	8	Miguel Cabrera	2007	26	Kevin Millar	1999	25	Giancarlo Stanton	2017	11	Mike Jacobs	2006
38	Four Times		.381	Gary Sheffield	1996		Giancarlo Stanton	2011		Logan Morrison	2011	24	Dee Gordon	2017		Marcell Ozuna	2017
			.380	Emilio Bonifacio	2011		Dan Uggla	2010	24	Gary Sheffield	1994	23	Cliff Floyd	2001		Christian Yelich	2017
			.376	Ivan Rodriguez	2003	7	Eight Times		23	Twice		22	Gary Sheffield	1996	10	Three Times	

EXTRA-BASE HITS			ON-BASE PERCENTAGE *			SLUGGING PERCENTAGE *			STOLEN BASES			WALKS			STRIKEOUTS		
Total	Player	Year	Total	Player	Year	Total	Player	Year	Total	Player	Year	Total	Player	Year	Total	Player	Year
20	Hanley Ramirez	2007	.479	Gary Sheffield	1996	.812	Hanley Ramirez	2007	17	Juan Pierre	2005	27	Giancarlo Stanton	2013	34	Giancarlo Stanton	2014
18	Miguel Cabrera	2005	.476	Preston Wilson	1999	.731	Giancarlo Stanton	2017	16	Emilio Bonifacio	2011	21	Quilvio Veras	1996	32	Garrett Cooper	2019
	Giancarlo Stanton	2017	.472	Dave Magadan	1994	.730	Cliff Floyd	2001	14	Juan Pierre	2003	19	Giancarlo Stanton	2017	31	Justin Bour	2018
17	Cliff Floyd	2001	.466	Emilio Bonifacio	2011	.710	Charles Johnson	1997	13	Luis Castillo	1999	17	Five Times			Dan Uggla	2007
	Giancarlo Stanton	2010	.451	Hanley Ramirez	2007	.696	Miguel Cabrera	2005	12	Cliff Floyd	1998				30	Five Times	

GENERAL INFORMATION

*Minimum 50 PA

MARLINS PLAYER RECORDS - CAREERS, SEASONS, AND GAMES

PLAYER RECORDS - SINGLE-SEASON BATTING IN AUGUST

HITS			BATTING AVERAGE *			HOME RUNS			RBI			RUNS SCORED			DOUBLES		
Total	Player	Year	Total	Player	Year	Total	Player	Year	Total	Player	Year	Total	Player	Year	Total	Player	Year
47	Chris Coghlan	2009	395	Hanley Ramirez	2009	18	Giancarlo Stanton	2017	37	Giancarlo Stanton	2017	28	Giancarlo Stanton	2017	13	Derrek Lee	2001
45	Luis Castillo	1999	385	Chris Coghlan	2009	10	Giancarlo Stanton	2012	32	Miguel Cabrera	2006	26	Dee Gordon	2017	12	Mike Lowell	2000
	Hanley Ramirez	2009	384	Bryan De La Cruz	2021	9	Gary Sheffield	1996	30	Gary Sheffield	1996	25	Hanley Ramirez	2010	11	Miguel Cabrera	2006
40	Terry Pendleton	1995	382	Omar Infante	2011	8	Orestes Destrade	1993	28	Starlin Castro	2019	24	Hanley Ramirez	2007	10	Alex Gonzalez	2005
39	Three Times		379	Miguel Cabrera	2006		Giancarlo Stanton	2014	25	Giancarlo Stanton	2014	23	Three Times			Three Times	

EXTRA-BASE HITS			ON-BASE PERCENTAGE *			SLUGGING PERCENTAGE *			STOLEN BASES			WALKS			STRIKEOUTS		
Total	Player	Year	Total	Player	Year	Total	Player	Year	Total	Player	Year	Total	Player	Year	Total	Player	Year
24	Giancarlo Stanton	2017	500	Nick Johnson	2009	899	Giancarlo Stanton	2017	16	Luis Castillo	1999	28	Gary Sheffield	1997	36	Giancarlo Stanton	2014
19	Miguel Cabrera	2006	449	Chris Coghlan	2009	759	Giancarlo Stanton	2012	14	Hanley Ramirez	2007	25	Gary Sheffield	1996	35	Preston Wilson	2000
17	Derrek Lee	2001	448	Hanley Ramirez	2009	709	Miguel Cabrera	2006	13	Hanley Ramirez	2006		Giancarlo Stanton	2014	34	Giancarlo Stanton	2013
	Gary Sheffield	1996	447	Hanley Ramirez	2008	653	Gary Sheffield	1996		Quilvio Veras	1995	23	Derrek Lee	2002	33	Jorge Alfaro	2019
	Giancarlo Stanton	2012	444	Craig Counsell	1997	649	Greg Colbrunn	1996	11	Three Times			Hanley Ramirez	2008	31	Three Times	

PLAYER RECORDS - SINGLE-SEASON BATTING IN SEPTEMBER

HITS			BATTING AVERAGE *			HOME RUNS			RBI			RUNS SCORED			DOUBLES		
Total	Player	Year	Total	Player	Year	Total	Player	Year	Total	Player	Year	Total	Player	Year	Total	Player	Year
47	Chris Coghlan	2009	395	Martin Prado	2015	10	Gary Sheffield	1995	27	Gary Sheffield	1995	24	Hanley Ramirez	2008	17	Kevin Millar	2002
43	Juan Pierre	2004	383	Wes Helms	2006	9	Justin Bour	2015	26	Miguel Cabrera	2007	22	Five Times		14	Hanley Ramirez	2006
	Hanley Ramirez	2006	382	Chris Coghlan	2009		Preston Wilson	2000	25	Justin Bour	2015				12	Christian Yelich	2015
41	Three Times		381	Cody Ross	2007	8	Five Times			Jorge Cantu	2009				10	Three Times	
			380	Kevin Millar	2002				24	Jeff Conine	1995						

EXTRA-BASE HITS			ON-BASE PERCENTAGE *			SLUGGING PERCENTAGE *			STOLEN BASES			WALKS			STRIKEOUTS		
Total	Player	Year	Total	Player	Year	Total	Player	Year	Total	Player	Year	Total	Player	Year	Total	Player	Year
21	Hanley Ramirez	2006	556	Gary Sheffield	1996	800	Gary Sheffield	1995	16	Chuck Carr	1993	31	Gary Sheffield	1996	37	Giancarlo Stanton	2013
19	Kevin Millar	2002	484	Gary Sheffield	1995	762	Cody Ross	2007	14	Dee Gordon	2016	20	Logan Morrison	2010	36	Preston Wilson	1999
18	Starlin Castro	2019	469	Carlos Delgado	2005	707	Carlos Delgado	2005	12	Dee Gordon	2017		Gary Sheffield	1995	35	Dan Uggla	2009
17	Carlos Delgado	2005	469	Charles Johnson	1995	681	Kevin Millar	2001		Quilvio Veras	1995	19	Derrek Lee	2002	32	Dan Uggla	2008
16	Twice		457	Quilvio Veras	1995	667	Wes Helms	2006	11	Twice			Walt Weiss	1993	31	Twice	

PLAYER RECORDS - SINGLE-SEASON BATTING IN SEPTEMBER/OCTOBER

HITS			BATTING AVERAGE *			HOME RUNS			RBI			RUNS SCORED			DOUBLES		
Total	Player	Year	Total	Player	Year	Total	Player	Year	Total	Player	Year	Total	Player	Year	Total	Player	Year
53	Chris Coghlan	2009	391	Wes Helms	2006	10	Gary Sheffield	1995	29	Jorge Cantu	2009	27	Chris Coghlan	2009	17	Kevin Millar	2002
49	Juan Pierre	2004	390	Chris Coghlan	2009	9	Justin Bour	2015	27	Justin Bour	2015	25	Christian Yelich	2015	14	Hanley Ramirez	2006
44	Dee Gordon	2015	381	Cody Ross	2007		Preston Wilson	2000		Gary Sheffield	1995	24	Dee Gordon	2015	13	Christian Yelich	2015
	Christian Yelich	2015	380	Kevin Millar	2002	8	Seven Times		26	Miguel Cabrera	2007		Logan Morrison	2010	13	Chris Coghlan	2009
43	Hanley Ramirez	2006	367	Christian Yelich	2015				25	Twice			Hanley Ramirez	2008	10	Five Times	

EXTRA-BASE HITS			ON-BASE PERCENTAGE *			SLUGGING PERCENTAGE *			STOLEN BASES			WALKS			STRIKEOUTS		
Total	Player	Year	Total	Player	Year	Total	Player	Year	Total	Player	Year	Total	Player	Year	Total	Player	Year
21	Hanley Ramirez	2006	556	Gary Sheffield	1996	800	Gary Sheffield	1995	18	Chuck Carr	1993	31	Gary Sheffield	1996	43	Preston Wilson	1999
19	Kevin Millar	2002	484	Gary Sheffield	1995	762	Cody Ross	2007	15	Dee Gordon	2016	21	Nick Johnson	2009	37	Giancarlo Stanton	2013
18	Starlin Castro	2019	469	Charles Johnson	1995	693	Preston Wilson	2000	13	Dee Gordon	2015		Walt Weiss	1993		Dan Uggla	2009
17	Three Times		462	Nick Johnson	2009	680	Carlos Delgado	2005	12	Dee Gordon	2017	20	Logan Morrison	2010	34	Giancarlo Stanton	2010
			458	Carlos Delgado	2005	672	Wes Helms	2006		Quilvio Veras	1995		Gary Sheffield	1995		Giancarlo Stanton	2012

*Minimum 50 PA

PLAYER RECORDS - SINGLE-SEASON BATTING PRE ALL-STAR BREAK

HITS			BATTING AVERAGE ^			HOME RUNS			RBI			RUNS SCORED			DOUBLES		
Total	Player	Year	Total	Player	Year	Total	Player	Year	Total	Player	Year	Total	Player	Year	Total	Player	Year
122	Dee Gordon	2015	369	Luis Castillo	2000	28	Mike Lowell	2003	76	Mike Lowell	2003	80	Hanley Ramirez	2008	32	Dan Uggla	2007
117	Juan Pierre	2003	349	Hanley Ramirez	2009	27	Giancarlo Stanton	2015	70	Cliff Floyd	2001	73	Cliff Floyd	2001	31	Mike Lowell	2002
	Hanley Ramirez	2007	342	Cliff Floyd	2001	26	Giancarlo Stanton	2017		Marcell Ozuna	2017	70	Hanley Ramirez	2007	26	Four Times	
116	Hanley Ramirez	2008	341	Luis Castillo	2002	25	Gary Sheffield	1996	67	Giancarlo Stanton	2015	69	Hanley Ramirez	2006			
115	Twice		338	Dee Gordon	2015	23	Three Times			Preston Wilson	2000	67	Dan Uggla	2007			

EXTRA-BASE HITS			ON-BASE PERCENTAGE ^			SLUGGING PERCENTAGE ^			STOLEN BASES			WALKS			STRIKEOUTS		
Total	Player	Year	Total	Player	Year	Total	Player	Year	Total	Player	Year	Total	Player	Year	Total	Player	Year
53	Mike Lowell	2003	468	Luis Castillo	2000	623	Cliff Floyd	2001	44	Juan Pierre	2003	72	Gary Sheffield	1996	117	Preston Wilson	2000
51	Dan Uggla	2007	441	Gary Sheffield	1996	614	Gary Sheffield	1996	36	Luis Castillo	2000	71	Gary Sheffield	1997	107	Giancarlo Stanton	2016
49	Dan Uggla	2008	436	Gary Sheffield	1997	606	Giancarlo Stanton	2015	33	Dee Gordon	2015	62	Justin Bour	2018	105	Giancarlo Stanton	2014
47	Mike Lowell	2004	432	Miguel Cabrera	2006	605	Dan Uggla	2008	32	Dee Gordon	2017	58	Cliff Floyd	2002	99	Marcell Ozuna	2014
46	Hanley Ramirez	2008	426	Luis Castillo	2005	586	Mike Lowell	2003	29	Luis Castillo	2002	56	Giancarlo Stanton	2014	96	Four Times	

PLAYER RECORDS - SINGLE-SEASON BATTING IN POST ALL-STAR BREAK

HITS			BATTING AVERAGE ^			HOME RUNS			RBI			RUNS SCORED			DOUBLES		
Total	Player	Year	Total	Player	Year	Total	Player	Year	Total	Player	Year	Total	Player	Year	Total	Player	Year
113	Chris Coghlan	2009	372	Chris Coghlan	2009	33	Giancarlo Stanton	2017	74	Giancarlo Stanton	2017	63	Giancarlo Stanton	2017	27	Hanley Ramirez	2006
	Juan Pierre	2004	359	Juan Pierre	2004	18	Giancarlo Stanton	2012	58	Miguel Cabrera	2007	61	Dee Gordon	2017	25	Miguel Cabrera	2006
101	Edgar Renteria	1996	343	Miguel Cabrera	2006	17	Gary Sheffield	1996		Gary Sheffield	1996	57	Gary Sheffield	1996		Hanley Ramirez	2007
99	Dee Gordon	2017	342	Christian Yelich	2015		Giancarlo Stanton	2010	57	Jeff Conine	1995	55	Hanley Ramirez	2007	24	Kevin Millar	2002
96	Hanley Ramirez	2006	340	Jeremy Hermida	2007		Dan Uggla	2010	54	Three Times		54	Three Times		23	Jeremy Hermida	2007

EXTRA-BASE HITS			ON-BASE PERCENTAGE ^			SLUGGING PERCENTAGE ^			STOLEN BASES			WALKS			STRIKEOUTS		
Total	Player	Year	Total	Player	Year	Total	Player	Year	Total	Player	Year	Total	Player	Year	Total	Player	Year
47	Giancarlo Stanton	2017	495	Gary Sheffield	1996	702	Giancarlo Stanton	2017	33	Luis Castillo	1999	70	Gary Sheffield	1996	81	Giancarlo Stanton	2013
44	Hanley Ramirez	2006	428	Miguel Cabrera	2006	649	Carlos Delgado	2005		Juan Pierre	2005	52	Derrek Lee	2002	79	Giancarlo Stanton	2010
42	Hanley Ramirez	2007	423	Chris Coghlan	2009	638	Gary Sheffield	1996	30	Chuck Carr	1993	50	Gary Sheffield	1997	78	Derrek Lee	2002
38	Starlin Castro	2019	421	Carlos Delgado	2005	591	Preston Wilson	2001	29	Quilvio Veras	1995	47	Hanley Ramirez	2008	77	Preston Wilson	1999
37	Miguel Cabrera	2006	414	Hanley Ramirez	2008	591	Hanley Ramirez	2007	28	Dee Gordon	2017	46	Giancarlo Stanton	2017	75	Twice	

^ Minimum 250 PA

FRONT OFFICE

FIELD STAFF

PLAYERS

CLUB HISTORY

PLAYER DEVELOPMENT

OPPONENTS

GENERAL INFORMATION

MARLINS TEAM RECORDS - SEASONS AND GAMES

TEAM RECORDS - SINGLE-SEASON BATTING

GAMES		BATTING AVERAGE		AT-BATS		HITS		RUNS SCORED		RBI	
Total	Year	Total	Year	Total	Year	Total	Year	Total	Year	Total	Year
16222 times (last, 2021)	2722005	56272007	15042007	7902007	7492007
1612000	2682009	56022017	14992005	7782017	7432017
2008	2672007	55781999	14972017	7722009	7412008
2016	20162017	55722009	14932009	7702008	7272009
2018	2661994/2003	55581998	14651999	7582006	7132001/2006

SINGLES		DOUBLES		TRIPLES		HOME RUNS		EXTRA-BASE HITS		TOTAL BASES	
Total	Year	Total	Year	Total	Year	Total	Year	Total	Year	Total	Year
10341993	3402007	441999	2082008	5792007	25232007
10332005	3252001	2003	2012007	5382008	24122017
10312016	3092006	422006	1942017	5332006	23932006
10271999	3062005	2016	1822006	5212001	23792008
10242015	3022008	402015	1662001	4962017	23442001

MULTI-HIT GAMES		ON-BASE PERCENTAGE		SLUGGING PERCENTAGE		WALKS		STRIKEOUTS		HIT-BY-PITCH	
Total	Year	Total	Year	Total	Year	Total	Year	Total	Year	Total	Year
3932017	3461997	4482007	6861997	15332021	822007
3882007	3402009	4352006	5952002	14692019	742006
2006	3392005	4332008	5682009	14192014	732019
2009	3372002	4312017	5531996	13842018	2018
2001	3362007	4232001	5432008	13752010	692008

GRAND SLAMS		SACRIFICE FLIES		SACRIFICE HITS		INFIELD HITS		BUNT HITS		PINCH-HIT AT-BATS	
Total	Year	Total	Year	Total	Year	Total	Year	Total	Year	Total	Year
91997	561999	892011	1912000	472005	2582007
71995	512000	822005	1802003	462003	2542018
2011	502005	792003	1791997	412004	2522019
2001	492002	772004	1782015	312015	2482017
2009	481995	762006	1762005	262011/2012	2452014

PINCH HITS		PINCH-HIT RBI		AVERAGE WITH RISP		HITS WITH RISP		STOLEN BASES		CAUGHT STEALING	
Total	Year	Total	Player	Total	Year	Total	Year	Total	Year	Total	Year
672009	492009	2852001	4012005	1772002	172002
652017	422005	2762005	3912003	1682000	2003
592005	341996	2722009	3902009	1502003	151998
561996	332010	2721995	3852007	1492012	112006
551997/2007	2017	2702003	3842001	1311995	91995/2007

TEAM RECORDS - SINGLE-GAME BATTING

HITS		AT-BATS					
Game Type	Hits	Occurrences	Date (last)	Game Type	At-Bats	Occurrences	Date (last)
9 inn.	25	Once	7/1/03 vs. ATL	9 inn.	50	Once	4/5/03 at ATL
Extras	21	Once	9/20/07 vs. NYM	Extras	69	Once	6/8/13 at NYM

RUNS		SINGLES					
Game Type	Runs	Occurrences	Date (last)	Game Type	Singles	Occurrences	Date (last)
9 inn.	22	Once	7/26/17 at TEX	9 inn.	21	Once	7/15/96 vs. HOU
Extras	15	Once	6/10/02 at KC	Extras	15	Three Times	(9/27/19 at PHI)

DOUBLES		TRIPLES					
Game Type	Doubles	Occurrences	Date (last)	Game Type	Triples	Occurrences	Date (last)
9 inn.	8	Five Times	(9/17/19 at ARI)	9 inn.	4	Once	7/25/95 vs. SF
Extras	8	Once	6/8/01 at TOR	Extras	2	12 Times	(5/16/13 vs. CIN)

HOME RUNS		EXTRA-BASE HITS					
Game Type	Home Runs	Occurrences	Date (last)	Game Type	XBH	Occurrences	Date (last)
9 inn.	6	Once	4/11/08 at HOU	9 inn.	14	Once	7/26/17 at TEX
Extras	5	Once	7/3/12 at MIL	Extras	9	Twice	(7/3/12 at MIL)

RBI		STOLEN BASES					
Game Type	RBI	Occurrences	Date (last)	Game Type	SB	Occurrences	Date (last)
9 inn.	21	Once	7/26/17 at TEX	9 inn.	10	Once	5/18/00 vs. SD
Extras	15	Once	6/10/02 at KC	Extras	6	Once	9/24/19 at NYM

WALKS		INTENTIONAL WALKS					
Game Type	Walks	Occurrences	Date (last)	Game Type	IBB	Occurrences	Date (last)
9 inn.	13	Once	4/28/97 vs. SD	9 inn.	4	Once	(8/25/21 vs. WSH)
Extras	16	Once	4/27/03 vs. STL	Extras	5	Twice	(9/4/11 vs. PHI)

STRIKEOUTS		HIT-BY-PITCH					
Game Type	Strikeouts	Occurrences	Date (last)	Game Type	HBP	Occurrences	Date (last)
9 inn.	18	Three Times	(5/21/21 vs. NYM)	9 inn.	4	Once	5/5/13 at PHI
Extras	21	Once	9/10/00 vs. ARI	Extras	4	Twice	(4/5/97 vs. CIN)

TOTAL BASES		GROUND INTO DOUBLE PLAY					
Game Type	Total Bases	Occurrences	Date (last)	Game Type	GIDP	Occurrences	Date (last)
9 inn.	46	Once	7/26/17 at TEX	9 inn.	5	Seven Times	(8/21/21 at CIN)
Extras	33	Once	7/3/12 at MIL	Extras	5	Once	4/29/13 vs. NYM

SACRIFICE FLIES		SACRIFICE HITS					
Game Type	Sac Flies	Occurrences	Date (last)	Game Type	Sac Hits	Occurrences	Date (last)
9 inn.	3	Six Times	(7/26/19 vs. ARI)	9 inn.	4	Three Times	(7/16/12 vs. WSH)
Extras	2	13 Times	(7/3/18 vs. TB)	Extras	4	Four Times	(4/1/08 vs. NYM)

LEFT ON BASE			
Game Type	Left On Base	Occurrences	Date (last)
9 inn.	17	Five Times	(4/17/21 vs. SFG)
Extras	23	Once	9/4/11 vs. PHI

MARLINS TEAM RECORDS - SINGLE SEASON SPLITS

TEAM RECORDS - SINGLE-SEASON BATTING - AT HOME

HITS		BATTING AVERAGE		HOME RUNS		RBI		RUNS SCORED		DOUBLES	
Total	Year	Total	Year	Total	Year	Total	Year	Total	Year	Total	Year
760	2007	276	1995	110	2007	386	2007	409	2007	171	2007
755	2009	273	2009	95	2017	373	2009	393	2009	152	2002
718	2002	271	2007	94	2008	365	2001	379	2001/2003	150	2001
716	1999/2003	270	1994	86	2009	359	2003	369	1996/2002/2008	148	2010
715	2005	269	2001/2005	84	2001/2006	353	2008/2010	365	2010	146	2006

TRIPLES		ON-BASE PERCENTAGE		SLUGGING PERCENTAGE		STOLEN BASES		WALKS		STRIKEOUTS	
Total	Year	Total	Year	Total	Year	Total	Year	Total	Year	Total	Year
26	1999/2003/2014	359	1997	.466	2007	103	2000	369	1997	747	2021
25	2006	350	2002	.437	2001	95	2002	327	2002	733	2010
23	2002/2007/2012	349	2009	.428	2009	76	2009	298	2009	730	2019
22	2015	344	1995/2005	.427	2006	70	2003	288	2000	720	2008
21	1996/2001	342	2007	.424	2017	64	1997	286	2005	660	2007

TEAM RECORDS - SINGLE-SEASON BATTING - ON ROAD

HITS		BATTING AVERAGE		HOME RUNS		RBI		RUNS SCORED		DOUBLES	
Total	Year	Total	Year	Total	Year	Total	Year	Total	Year	Total	Year
818	2017	276	2005	114	2008	404	2017	418	2017	175	2001
802	2016	275	2016	99	2017	388	2008	405	2006	161	2005
784	2005	272	2017	98	2006	380	2006	401	2008	179	2007
771	2006	270	2006	91	2007	363	2004/2007	384	2004	168	2017
757	2004	265	2004	89	2000	360	1997	382	1997	167	2008

TRIPLES		ON-BASE PERCENTAGE		SLUGGING PERCENTAGE		STOLEN BASES		WALKS		STRIKEOUTS	
Total	Year	Total	Year	Total	Year	Total	Year	Total	Year	Total	Year
26	2016	334	1997/2005	.446	2008	82	2002	317	1997	806	2021
19	2010	333	2016	.442	2006	80	2003	284	1995	793	2014
18	1999/2003/2015	332	2009	.436	2017	73	2012	275	1996	739	2019
17	1998/2006	331	2006/2007	.431	2007	69	1995	270	2009	733	2018
16	2012	330	2004/2017	.426	2003	66	1993	268	2002	696	2017

TEAM RECORDS - SINGLE-SEASON BATTING - PRE ALL-STAR BREAK

HITS		BATTING AVERAGE		HOME RUNS		RBI		RUNS SCORED		DOUBLES	
Total	Year	Total	Year	Total	Year	Total	Year	Total	Year	Total	Year
863	2003	273	2016	135	2008	446	2008	462	2008	183	2003/2007
838	2008	272	2005	106	2003	431	2003	452	2003	182	2001
836	2016	269	2017	104	2017	409	2001	424	2007	171	2008
832	2018	265	2001/2002/2003	100	2007	401	2007	423	2001	166	2006
826	2014	264	1994	97	2000	393	2017	415	2009	164	2002

TRIPLES		ON-BASE PERCENTAGE		SLUGGING PERCENTAGE		STOLEN BASES		WALKS		STRIKEOUTS	
Total	Year	Total	Year	Total	Year	Total	Year	Total	Year	Total	Year
31	2003	348	2002	.441	2008	106	2002/2003	368	1997	878	2021
27	1999	347	1997	.438	2003	94	2000	357	2002	846	2014
24	2007	338	2005	.434	2007	79	2012	316	1998	840	2018
23	2016	333	2006	.429	2001	70	1998	308	2000/2003	802	2008
22	1993	332	2016	.426	2017	68	1997	305	2014	789	2019

TEAM RECORDS - SINGLE-SEASON BATTING - POST ALL-STAR BREAK

HITS		BATTING AVERAGE		HOME RUNS		RBI		RUNS SCORED		DOUBLES	
Total	Year	Total	Year	Total	Year	Total	Year	Total	Year	Total	Year
702	2005	281	2009	101	2007	358	1997	374	1997	157	2007
698	2009	273	2005/2007	92	2006	350	2017	370	1995	143	2001/2005/2006
693	1995	271	1994	90	2017	349	1995	368	2017	141	2009
692	2007	269	1995/2004	80	1997	348	2007	366	2007	139	2010
691	2006	267	2000/2003/2006	78	1995/2019	341	2009	361	1996	132	1998

TRIPLES		ON-BASE PERCENTAGE		SLUGGING PERCENTAGE		STOLEN BASES		WALKS		STRIKEOUTS	
Total	Year	Total	Year	Total	Year	Total	Year	Total	Year	Total	Year
24	2006	357	2009	.465	2007	74	2000	318	1996	680	2019
22	1995/2010/2015	345	1997	.447	2006	71	1996/2002	268	1995/1996/2009	677	2010
20	2012/2017	343	2007	.436	2017	70	1995/2012	253	2011	675	2021
19	1998/2016	340	2005	.433	2009	60	1999	251	2008	607	2017
17	1999/2001/2014	339	1995/1996	.422	1995	54	1993/2005	249	2010/2017	601	2012

MARLINS TEAM RECORDS - SINGLE SEASON SPLITS

TEAM RECORDS - SINGLE-SEASON BATTING IN MARCH/APRIL

HITS		BATTING AVERAGE		HOME RUNS		RBI		RUNS SCORED		DOUBLES	
Total	Year	Total	Year	Total	Year	Total	Year	Total	Year	Total	Year
277	2003	.282	2007	36	2008	135	2007	143	2007	60	2007
252	2007	.272	2004/2005	35	2001	131	2003	137	2003	54	2008/2011
245	2008	.271	2016	34	2004	126	1998	133	1998	51	2001
240	2014	.268	2003	32	2007	121	2014	128	2000	48	2003
229	2002	.266	2014	30	2002/2003	116	2000	119	2001	47	2002

TRIPLES		ON-BASE PERCENTAGE		SLUGGING PERCENTAGE		STOLEN BASES		WALKS		STRIKEOUTS	
Total	Year	Total	Year	Total	Year	Total	Year	Total	Year	Total	Year
14	2003	.359	1997	.479	2007	48	2003	133	1998	265	2019
10	2007	.355	2007	.455	2001	28	1997	127	1997	259	2018/2021
8	1999/2008	.347	1998	.450	2008	26	2000	106	2000	242	2014
7	2002/2005	.339	2005	.446	2004	24	2001/2002	101	2003	232	2008
6	2000/2012/2014/2015/2016	.337	2003	.428	2003	22	2006/2021	99	2002	217	2002/2007

TEAM RECORDS - SINGLE-SEASON BATTING IN APRIL

HITS		BATTING AVERAGE		HOME RUNS		RBI		RUNS SCORED		DOUBLES	
Total	Year	Total	Year	Total	Year	Total	Year	Total	Year	Total	Year
270	2003	.282	2007	35	2001/2008	135	2007	143	2007	60	2007
252	2007	.272	2004/2005	34	2004	127	2003	132	2003	54	2008/2011
240	2008	.271	2016	32	2007	116	2000	128	2000	51	2001
229	2002	.269	2003	30	2002	115	1998	122	1998	48	2003
226	2014	.265	2008	29	2003	114	2001	119	2001/2008	47	2002

TRIPLES		ON-BASE PERCENTAGE		SLUGGING PERCENTAGE		STOLEN BASES		WALKS		STRIKEOUTS	
Total	Year	Total	Year	Total	Year	Total	Year	Total	Year	Total	Year
13	2003	.359	1997	.479	2007	45	2003	129	1998	259	2021
10	2007	.355	2007	.458	2008	28	1997	127	1997	235	2019
8	1999/2008	.343	1998	.455	2001	26	2001	106	2000	231	2014/2018
7	2002/2005	.339	2003/2005	.446	2004	24	1993/2002	99	2002/2003	221	2008
6	2000/2012/2014/2015/2016	.334	2001/2016	.430	2003	22	2006/2021	94	2007	217	2002/2007

TEAM RECORDS - SINGLE-SEASON BATTING IN MAY

HITS		BATTING AVERAGE		HOME RUNS		RBI		RUNS SCORED		DOUBLES	
Total	Year	Total	Year	Total	Year	Total	Year	Total	Year	Total	Year
269	2016	.278	1997	43	2008	136	2008	143	2008	67	2004
267	2002	.273	2016	36	2017	133	2006	140	2006	62	2005
265	2006	.272	2005	33	2000	125	2010	132	2002	61	1997/2003
264	1997	.270	2017	31	1999/2003/2010	123	2012/2014	131	2010/2012	58	2007
258	2015	.268	2002/2003	30	1996	120	1998/2002/2017	127	1997/1998/2014	57	2006

TRIPLES		ON-BASE PERCENTAGE		SLUGGING PERCENTAGE		STOLEN BASES		WALKS		STRIKEOUTS	
Total	Year	Total	Year	Total	Year	Total	Year	Total	Year	Total	Year
9	2013	.357	1997	.452	2008	45	2002	124	1995	264	2021
8	2014	.343	2002	.449	2003	41	2000	109	2012	252	2009
7	Six Times	.339	1994	.441	2017	40	2012	108	2002	244	2007
		.338	2017	.433	2005	34	1995	105	1997	232	2006/2010
		.335	2005/2006/2012	.419	2014	26	1998/2003	101	1994	229	2018

TEAM RECORDS - SINGLE-SEASON BATTING IN JUNE

HITS		BATTING AVERAGE		HOME RUNS		RBI		RUNS SCORED		DOUBLES	
Total	Year	Total	Year	Total	Year	Total	Year	Total	Year	Total	Year
264	2009	.280	2009	40	2008	147	2001	150	2001	69	2001
259	2005	.278	2010	33	2000	141	2003	149	2003	61	2019
256	2001	.273	2005/2006	32	2006	129	1999	133	1999/2010	54	2010
255	2016	.271	1999/2000	31	1995/2021	128	2010	131	2009	53	2007
253	2010	.270	1994/1995	30	2002/2007/2009	124	2008	128	1995/2019	52	2018

TRIPLES		ON-BASE PERCENTAGE		SLUGGING PERCENTAGE		STOLEN BASES		WALKS		STRIKEOUTS	
Total	Year	Total	Year	Total	Year	Total	Year	Total	Year	Total	Year
12	1993	.356	2002	.454	2006	27	2010	120	1997	272	2014
11	1999	.344	2010	.452	2000	26	2002	116	2002	253	2019
9	2000/2003/2010	.343	2005	.435	2003	25	2000	92	2005	252	2021
8	2013/2016	.339	2000/2006/2009	.434	2007	23	1998/2003	88	2000/2010	251	2018
7	1994/2004/2015/2018	.338	1999	.433	1999/2005/2010	22	2007	87	1996/2001/2003/2008	240	2008

MARLINS TEAM BATTING RECORDS - SINGLE SEASON SPLITS

TEAM RECORDS - SINGLE-SEASON BATTING IN JULY

HITS		BATTING AVERAGE		HOME RUNS		RBI		RUNS SCORED		DOUBLES	
Total	Year	Total	Year	Total	Year	Total	Year	Total	Year	Total	Year
268	2005	297	2005	41	2006	133	2008/2017	140	2006	65	2017
264	1999	287	1999/2001	39	2007	129	2006	139	2017	57	2016
259	2006	284	2007	35	2017	128	2011	138	1996/2005	56	2008
256	2017	280	2003	34	2008	127	1996	135	2008	55	1998/2007
254	1996/2007	279	2017	32	2011	126	2005/2007	134	2011	54	2000/2005

TRIPLES		ON-BASE PERCENTAGE		SLUGGING PERCENTAGE		STOLEN BASES		WALKS		STRIKEOUTS	
Total	Year	Total	Year	Total	Year	Total	Year	Total	Year	Total	Year
9	1996	357	2005	490	2007	38	2012	104	2011	237	2021
8	2006	351	2007	471	2017	34	2000/2002	95	1996	236	2008
7	1995/2016	348	2003	458	2006	28	1998/2011	94	2002	235	2014
6	Seven Times	347	2017	454	2005	25	2005	93	2008	226	2019
		346	1999	443	2001	24	2021	91	2017	213	2010/2017

TEAM RECORDS - SINGLE-SEASON BATTING IN AUGUST

HITS		BATTING AVERAGE		HOME RUNS		RBI		RUNS SCORED		DOUBLES	
Total	Year	Total	Year	Total	Year	Total	Year	Total	Year	Total	Year
290	2009	298	2009	40	2017	145	1997	149	1997/2009	68	2001
279	1995	285	1994	39	2017	141	2009	146	1995	58	2010
264	2001	272	1995	30	1996	140	1995	136	1996	56	2006/2008
263	1997	270	2004	29	2009/2019	128	1996	132	2006	52	1995/2005/2009
262	1996	269	2006	28	1995/2010	126	2006/2017	131	2017	50	2012

TRIPLES		ON-BASE PERCENTAGE		SLUGGING PERCENTAGE		STOLEN BASES		WALKS		STRIKEOUTS	
Total	Year	Total	Year	Total	Year	Total	Year	Total	Year	Total	Year
12	2006/2015	375	2009	464	1994	28	2002	141	1997	280	2019
9	1995/1999	360	1997	451	2009	27	1996/1999	113	2009	262	2021
7	Six Times	341	1995	438	2006	25	2015	111	1996	251	2010
		338	2004	435	2017	24	1995	104	2008	249	2014
		337	2000	434	2007	23	2007	102	1995	234	2008

TEAM RECORDS - SINGLE-SEASON BATTING IN SEPTEMBER

HITS		BATTING AVERAGE		HOME RUNS		RBI		RUNS SCORED		DOUBLES	
Total	Year	Total	Year	Total	Year	Total	Year	Total	Year	Total	Year
284	2017	293	2015	36	2006	144	2017	151	2017	68	2007
274	2002	279	2017	33	3008	137	2009	144	2007	58	2002/2009
264	2007	278	2002	32	2007	134	2007	141	2008	55	2010
263	2009	276	2007/2008/2009	31	1997/1999/2009	133	2008	140	2009	54	2003
260	2004/2006	271	2005	30	2002	129	1997	136	1997	53	2006/2017

TRIPLES		ON-BASE PERCENTAGE		SLUGGING PERCENTAGE		STOLEN BASES		WALKS		STRIKEOUTS	
Total	Year	Total	Year	Total	Year	Total	Year	Total	Year	Total	Year
11	2010	352	2008	461	2007	33	1995	106	1997	261	2010
10	2017	351	2009	460	2008	30	2000	104	1995	255	2021
8	1998	345	2005	446	2006	29	1996	99	2010	250	2007
7	1998/2012/2016	344	1995	443	2002	28	1993	98	2005/2009	245	2013/2018
6	2006/2007/2011/2014/2019	342	2007	442	2009	24	2005	96	2011	239	2017

TEAM RECORDS - SINGLE-SEASON BATTING IN SEPTEMBER/OCTOBER

HITS		BATTING AVERAGE		HOME RUNS		RBI		RUNS SCORED		DOUBLES	
Total	Year	Total	Year	Total	Year	Total	Year	Total	Year	Total	Year
294	2009	288	2015	37	2006	154	2009	157	2009	68	2007/2009
293	2015	278	2002/2017	33	2008	148	2017	156	2017	59	2010
292	2017	277	2009	32	1999/2007	134	2007	144	2007	58	2002
283	2004	276	2007/2008	31	1997/2009	133	1995/2008	141	2008	55	2006
276	2005	275	2005	30	1995/2002/2021	129	1997/2000	138	1995/2004	54	2003/2005

TRIPLES		ON-BASE PERCENTAGE		SLUGGING PERCENTAGE		STOLEN BASES		WALKS		STRIKEOUTS	
Total	Year	Total	Year	Total	Year	Total	Year	Total	Year	Total	Year
13	2010	353	2009	461	2007	33	1995	112	2009	289	2010
10	2001/2012/2017	352	2008	460	2008	32	2000	108	1995	279	2021
9	2016	350	2005	443	2002/2006	30	1993	106	2010	253	2012/2017
8	1998	349	1995	436	2009	29	1996	102	1997/2005	250	1999/2007
7	1995/2002	342	2007	434	1995	24	2005/2012	96	1993	245	2013/2018

MARLINS PLAYER RECORDS - CAREERS, SEASONS, AND GAMES

PLAYER RECORDS - CAREER PITCHING

FRONT OFFICE

FIELD STAFF

PLAYERS

CLUB HISTORY

PLAYER DEVELOPMENT

OPPONENTS

GENERAL INFORMATION

WINS		LOSSES		EARNED RUN AVERAGE *		INNINGS PITCHED		GAMES		GAMES STARTED	
Total	Player	Total	Player	Total	Player	Total	Player	Total	Player	Total	Player
81	Ricky Nolasco	72	Ricky Nolasco	2.30	Kevin Brown	1225.2	Ricky Nolasco	405	Mike Dunn	197	Ricky Nolasco
68	Dontrelle Willis	54	Dontrelle Willis	2.58	José Fernández	1022.2	Dontrelle Willis	368	Braden Looper	162	Dontrelle Willis
56	Josh Johnson	53	Tom Koehler	2.78	AJ Ramos	916.2	Josh Johnson	325	AJ Ramos	144	Josh Johnson
50	Brad Penny	50	A.J. Burnett	3.15	Josh Johnson	853.2	A.J. Burnett	307	Antonio Alfonseca	134	Brad Penny
49	A.J. Burnett	45	Anibal Sánchez	3.23	Henderson Álvarez	807.2	Brad Penny	284	Steve Cishek	132	Tom Koehler/Anibal Sánchez

COMPLETE GAMES		SHUTOUTS		RUNS ALLOWED		EARNED RUNS ALLOWED		HITS ALLOWED		HOME RUNS ALLOWED	
Total	Player	Total	Player	Total	Player	Total	Player	Total	Player	Total	Player
15	Dontrelle Willis	8	A.J. Burnett	650	Ricky Nolasco	604	Ricky Nolasco	1302	Ricky Nolasco	147	Ricky Nolasco
14	A.J. Burnett	7	Dontrelle Willis	476	Dontrelle Willis	430	Dontrelle Willis	1046	Dontrelle Willis	94	Dontrelle Willis
11	Kevin Brown	5	Kevin Brown	415	Ryan Dempster	392	Ryan Dempster	822	Josh Johnson	93	Tom Koehler
9	Ricky Nolasco	4	Four times	404	Brad Penny	378	Tom Koehler	804	Brad Penny	90	Ryan Dempster
				403	Tom Koehler	370	Brad Penny	772	Ryan Dempster	87	Scott Olsen

AVERAGE AGAINST *		WALKS		STRIKEOUTS		HIT BATSMEN		WILD PITCHES		BALKS	
Total	Player	Total	Player	Total	Player	Total	Player	Total	Player	Total	Player
1.96	AJ Ramos	395	Ryan Dempster	1001	Ricky Nolasco	52	Dontrelle Willis	44	A.J. Burnett	8	Charlie Hough
2.09	José Fernández	377	A.J. Burnett	832	Josh Johnson	39	Jose Urena	36	Pat Rapp		Anibal Sánchez
2.30	A.J. Burnett	344	Dontrelle Willis	757	Dontrelle Willis	37	Ryan Dempster	34	Ricky Nolasco	7	Jesus Sánchez
2.31	Kevin Brown	326	Pat Rapp	753	A.J. Burnett	36	Ricky Nolasco	29	Josh Johnson	6	Chris Hammond
2.32	Al Leiter	316	Tom Koehler	676	Anibal Sánchez	31	A.J. Burnett	26	Dontrelle Willis		Carl Pavano

RELIEF WINS		RELIEF INNINGS		RELIEF STRIKEOUTS		SAVES		SAVE OPPORTUNITIES		SAVE PERCENTAGE ^	
Total	Player	Total	Player	Total	Player	Total	Player	Total	Player	Total	Player
26	Mike Dunn	388.0	Braden Looper	379	AJ Ramos	128	Robb Nen	128	Robb Nen	92.7	Bryan Harvey (51-of-55)
19	Antonio Alfonseca	333.0	Antonio Alfonseca	357	Mike Dunn	102	Antonio Alfonseca	126	Antonio Alfonseca	88.9	Todd Jones (40-of-45)
	Braden Looper	328.0	Mike Dunn	320	Robb Nen	94	Steve Cishek	113	Juan Carlos Oviedo #	87.0	Steve Cishek (94-of-108)
	Robb Nen	327.1	AJ Ramos	312	Steve Cishek	92	Juan Carlos Oviedo #	111	AJ Ramos	84.4	Robb Nen (108-of-128)
17	Steve Cishek	308.0	Robb Nen	279	Kyle Barraclough		AJ Ramos	108	Steve Cishek	83.9	Armando Benitez (47-of-56)

WHIP *		STRIKEOUTS PER 9.0 INNINGS *		LOWEST WALKS PER 9.0 INN. *		LOWEST HR PER 9.0 INN. *		HIGHEST SO/BB RATIO *		PICKOFFS	
Total	Player	Total	Player	Total	Player	Total	Player	Total	Player	Total	Player
1.05	José Fernández	11.25	José Fernández	1.89	Kevin Brown	0.34	Kevin Brown	4.21	José Fernández	24	Jesus Sánchez
1.06	Kevin Brown	10.42	AJ Ramos	1.93	Henderson Álvarez	0.49	Henderson Álvarez	3.68	Kevin Brown	12	Dontrelle Willis
1.23	Henderson Álvarez	9.80	Mike Dunn	2.08	Carl Pavano	0.49	AJ Ramos	3.51	Ricky Nolasco	11	A.J. Burnett
1.23	AJ Ramos	9.40	Robb Nen	2.09	Ricky Nolasco	0.58	Josh Johnson	3.05	Wei-Yin Chen		Chris Hammond
1.23	Josh Johnson	8.97	Josh Beckett	2.46	Wei-Yin Chen	0.59	José Fernández	2.79	Carl Pavano	10	Scott Olsen

- Pitched as Leo Nuñez from 2009-11

* - Minimum 300.0 IP

^ - Minimum 35 SVO

PLAYER RECORDS - SINGLE-SEASON PITCHING

WINS			LOSSES			EARNED RUN AVERAGE *			INNINGS PITCHED			GAMES			GAMES STARTED		
Total	Player	Year	Total	Player	Year	Total	Player	Year	Total	Player	Year	Total	Player	Year	Total	Player	Year
22	Dontrelle Willis	2005	17	Jack Armstrong	1993	1.89	Kevin Brown	1996	237.1	Kevin Brown	1997	78	Braden Looper	2002	35	Dontrelle Willis	2007
18	Carl Pavano	2004	16	Charlie Hough	1993	2.19	José Fernández	2013	236.1	Dontrelle Willis	2005	77	Vladimir Nuñez	2002	34	Charlie Hough	1993
17	Kevin Brown	1996	15	Pat Rapp	1996	2.30	Josh Johnson	2010	234.1	Liván Hernández	2007	75	Five times			Ryan Dempster	2001
	Alex Fernández	1997		Dennis Springer	1999	2.63	Dontrelle Willis	2005	233.0	Kevin Brown	1996					Dontrelle Willis	2005
16	Three times		15	Three times		2.65	Henderson Álvarez	2014	226.1	Ryan Dempster	2000					Dontrelle Willis	2006

COMPLETE GAMES			SHUTOUTS			RUNS ALLOWED			EARNED RUNS ALLOWED			HITS ALLOWED			HOME RUNS ALLOWED		
Total	Player	Year	Total	Player	Year	Total	Player	Year	Total	Player	Year	Total	Player	Year	Total	Player	Year
9	Liván Hernández	1998	5	A.J. Burnett	2002	134	Scott Olsen	2007	123	Liván Hernández	1998	265	Liván Hernández	1998	37	Liván Hernández	1998
7	A.J. Burnett	2002		Dontrelle Willis	2005	133	Liván Hernández	1998	118	Dontrelle Willis	2007	244	Ricky Nolasco	2011	33	Caleb Smith	2019
	Dontrelle Willis	2005	3	Kevin Brown	1996	131	Dontrelle Willis	2007	116	Ryan Dempster	2001	241	Dontrelle Willis	2007	32	Jesus Sánchez	2000
6	Kevin Brown	1997		Henderson Álvarez	2014	123	Ryan Dempster	2001	114	Scott Olsen	2007	234	Dontrelle Willis	2006	31	Brian Meadows	1999
5	Twice		2	11 times		121	Dennis Springer	1999	111	Brian Meadows	1999	231	Dennis Springer	1999		Dan Straily	2017

AVERAGE AGAINST *			WALKS			STRIKEOUTS			HIT BATSMEN			WILD PITCHES			BALKS		
Total	Player	Year	Total	Player	Year	Total	Player	Year	Total	Player	Year	Total	Player	Year	Total	Player	Year
1.82	José Fernández	2013	119	Al Leiter	1996	253	José Fernández	2016	19	Dontrelle Willis	2006	15	Matt Clement	2001	5	Reid Cornelius	2000
2.02	Al Leiter	1996	112	Ryan Dempster	2001	209	Ryan Dempster	2000	16	Kevin Brown	1996	14	A.J. Burnett	2002		Chris Hammond	1993
2.09	A.J. Burnett	2002	104	Liván Hernández	1998	205	Kevin Brown	1997	15	Matt Clement	2001	13	Pat Rapp	1996		Anibal Sánchez	2011
2.20	Kevin Brown	1996	97	Ryan Dempster	2000	203	A.J. Burnett	2002	14	Julían Tavárez	2002	12	A.J. Burnett	2005		Jesus Sánchez	1998
2.23	Sandy Alcantara	2021	93	Ryan Dempster	1999	202	Anibal Sánchez	2011	14	Four times		11	Twice		4	Five times	

RELIEF WINS			RELIEF INNINGS			RELIEF STRIKEOUTS			SAVES			SAVE OPPORTUNITIES			SAVE PERCENTAGE ^		
Total	Player	Year	Total	Player	Year	Total	Player	Year	Total	Player	Year	Total	Player	Year	Total	Player	Year
10	Mike Dunn	2014	97.2	Vladimir Nunez	2002	113	Kyle Barraclough	2016	47	Armando Benitez	2004	51	Armando Benitez	2004	94.4	Steve Cishek	2013
9	Edward Mujica	2011	94.0	Brian Edmondson	1999	92	Robb Nen	1996	45	Bryan Harvey	1993	49	Antonio Alfonseca	2000	93.0	AJ Ramos	2016
	Robb Nen	1997	86.0	Braden Looper	2002	87	Kevin Gregg	2007		Antonio Alfonseca	2000		Bryan Harvey	1993	92.2	Armando Benitez	2004
8	Dustin McGowan	2017	84.0	Kevin Gregg	2007	86	AJ Ramos	2015	40	Todd Jones	2005	45	Todd Jones	2005	91.8	Bryan Harvey	1993
7	Three times		83.0	Twice		86	AJ Ramos	2013		AJ Ramos	2016	43	Three times			Antonio Alfonseca	2000

WHIP *			STRIKEOUTS PER 9.0 INNINGS			LOWEST WALKS PER 9.0 INN. *			LOWEST HR PER 9.0 INN. *			HIGHEST SO/BB RATIO *			PICKOFFS		
Total	Player	Year	Total	Player	Year	Total	Player	Year	Total	Player	Year	Total	Player	Year	Total	Player	Year
0.94	Kevin Brown	1996	12.49	José Fernández	2016	1.27	Kevin Brown	1996	0.31	Kevin Brown	1996	4.82	Kevin Brown	1996	12	Jesus Sánchez	1998
0.98	José Fernández	2013	9.75	José Fernández	2013	1.59	Henderson Álvarez	2014	0.34	Josh Johnson	2010	4.60	José Fernández	2016	6	Jesus Sánchez	2000
1.10	Ricky Nolasco	2008	9.49	Ricky Nolasco	2009	1.78	Mark Buehrle	2012	0.38	Kevin Brown	1997	4.43	Ricky Nolasco	2009	5	Four Times	
1.11	Josh Johnson	2010	9.26	Anibal Sánchez	2011	1.78	Ricky Nolasco	2008	0.42	Dontrelle Willis	2005	4.43	Ricky Nolasco	2008			
1.12	José Fernández	2016	9.11	Josh Johnson	2010	1.92	Ricky Nolasco	2011	0.46	Anibal Sánchez	2010	4.02	Sandy Alcantara	2021			

- Pitched as Leo Nuñez from 2009-11

* - Minimum 162.0 IP

^ - Minimum 20 SVOP

MARLINS PLAYER RECORDS - CAREERS, SEASONS, AND GAMES

PLAYER RECORDS - SINGLE-GAME PITCHING

INNINGS PITCHED

Pitcher Type	IP	Occurrences (last player)	Date (last)
Starter	9.0	128 (Sandy Alcantara)	(9/8/21 vs. KC)
Reliever	7.0	Kevin Slowey	6/8/13 at NYM

Season Notables	Player
Most 9.0 IP Games (SP).....	7; L. Hernandez (1998); A. Burnett (2002)
Most 4.0+ IP Games (RP).....	3; T. Mathews (1995); B. Moehler (2006); C. Gaudin (2012)

Career Notables	Player
Most 9.0 IP Games (SP).....	13; A.J. Burnett
Most 4.0+ IP Games (RP).....	4; Terry Mathews

HITS ALLOWED

Pitcher Type	Hits	Occurrences (last player)	Date (last)
Starter	15	Ricky Nolasco	5/29/11 at LAD
Reliever	12	José Ureña	4/28/17 vs. PIT

Season Notables	Player
Most 10+ Hit Games (SP).....	8; Liván Hernández (1998)
Most 8+ Hit Games (RP).....	2; C. Hammond (1996); K. Olsen (2003); T. Cloyd (2018)

Career Notables	Player
Most 10+ Hit Games (SP).....	16; Ricky Nolasco
Most 8+ Hit Games (RP).....	2; C. Hammond; K. Olsen; T. Cloyd

RUNS ALLOWED

Pitcher Type	Runs	Occurrences (last player)	Date (last)
Starter	11	Three times (Jeff Locke)	(7/3/17 at STL)
Reliever	10	Twice (Wei-Yin Chen)	(4/9/19 at CIN)

Season Notables	Player
Most 10+ Run Games (SP).....	1; 10 times (last, Pablo López, 2019)
Most 8+ Run Games (RP).....	2; Jason Vargas (2006)

Career Notables	Player
Most 10+ Run Games (SP).....	2; Ricky Nolasco
Most 8+ Run Games (RP).....	2; Jason Vargas

WALKS

Pitcher Type	Walks	Occurrences (last player)	Date (last)
Starter	9	Twice (A.J. Burnett)	(5/12/01 at SD)
Reliever	5	Five times (Dustin McGowan)	(8/8/16 vs. SF)

Season Notables	Player
Most 6+ BB Games (SP).....	5; Al Leiter (1996); Ryan Dempster (1999)
Most 4+ BB Games (RP).....	2; Seven times (last, José Quijada, 2019)

Career Notables	Player
Most 6+ BB Games (SP).....	10; Ryan Dempster; A.J. Burnett
Most 4+ BB Games (RP).....	3; Robb Nen

WILD PITCHES

Pitcher Type	WP	Occurrences (last player)	Date (last)
Starter	3	Five times (Jeff Locke)	(6/6/17 at CHC)
Reliever	3	Twice (Andre Rienzo)	(8/3/15 vs. NYM)

Season Notables	Player
Most 2+ WP Games (SP).....	4; Charlie Hough (1993)
Most 2+ WP Games (RP).....	1; Many times (last, Ryne Stanek and Tayron Guerrero, 2019)

Career Notables	Player
Most 2+ WP Games (SP).....	6; Charlie Hough
Most 2+ WP Games (RP).....	2; Andrew Miller; Tayron Guerrero; Kyle Barraclough

STRIKEOUTS

Pitcher Type	SO	Occurrences (last player)	Date (last)
Starter	16	Ricky Nolasco	9/30/09 at ATL
Reliever	8	Kevin Slowey	6/8/13 at NYM

Season Notables	Player
Most 10+ Strikeout Games (SP).....	9; José Fernández (2016)
Most 5+ Strikeout Games (RP).....	2; Seven times (last, Nick Anderson, 2019)

Career Notables	Player
Most 10+ Strikeout Games (SP).....	18; José Fernández
Most 5+ Strikeout Games (RP).....	2; 11 times

HOME RUNS ALLOWED

Pitcher Type	HR	Occurrences (last player)	Date (last)
Starter	5	Darren Oliver	4/27/04 at COL
Reliever	4	Wei-Yin Chen	4/9/19 at CIN

Season Notables	Player
Most 3+ HR Games (SP).....	3; Jack Armstrong (1993); Tom Koehler (2015)
Most 2+ HR Games (RP).....	3; Wei-Yin Chen (2019); José Quijada (2019)

Career Notables	Player
Most 3+ HR Games (SP).....	7; Ryan Dempster
Most 2+ HR Games (RP).....	4; Jarlin Garcia

EARNED RUNS ALLOWED

Pitcher Type	ER	Occurrences (last player)	Date (last)
Starter	11	Twice (Jeff Locke)	(7/3/17 at STL)
Reliever	12	Once (Jordan Yamamoto)	(9/9/20 at ATL)

Season Notables	Player
Most 10+ ER Games (SP).....	1; Eight times (last, Pablo López, 2019)
Most 8+ ER Games (RP).....	1; seven times (last, Jordan Yamamoto, 2020)

Career Notables	Player
Most 10+ ER Games (SP).....	2; Ricky Nolasco
Most 8+ ER Games (RP).....	1; Seven times

HIT BATSMEN

Pitcher Type	HB	Occurrences (last player)	Date (last)
Starter	3	12 times (Pablo López)	(9/15/19 at ARI)
Reliever	2	15 times (Brett Graves)	(7/3/18 vs. TB)

Season Notables	Player
Most 3 HB Games (SP).....	2; Dontrelle Willis (2006)
Most 2 HB Games (RP).....	2; Nate Bump (2003)

Career Notables	Player
Most 3 HB Games (SP).....	2; Dontrelle Willis; José Ureña
Most 2 HB Games (RP).....	2; Nate Bump

PITCHES THROWN

Pitcher Type	Pitches	Occurrences (last player)	Date (last)
Starter	153	Liván Hernández	6/14/98 vs. NYM
Reliever	101	Jason Vargas	(7/8/06 at NYM, Gm. 2)

Season Notables	Player
Most 100+ Pitch Games (SP).....	29; Dontrelle Willis (2006)
Most 60+ Pitch Games (RP).....	3; Five Times (last, E. Hernandez, M. Gonzalez, T. Cloyd, 2018)

Career Notables	Player
Most 100+ Pitch Games (SP).....	114; Dontrelle Willis
Most 60+ Pitch Games (RP).....	3; Seven times

FRONT OFFICE

FIELD STAFF

PLAYERS

CLUB HISTORY

PLAYER DEVELOPMENT

OPPONENTS

GENERAL INFORMATION

MARLINS PLAYER RECORDS - CAREERS, SEASONS, AND GAMES

PLAYER RECORDS - CAREER PITCHING AT HOME

STARTS			RELIEF APPEARANCES			WINS			LOSSES			EARNED RUN AVERAGE *			INNINGS PITCHED		
Total	Player		Total	Player		Total	Player		Total	Player		Total	Player		Total	Player	
91	Ricky Nolasco		211	Mike Dunn		33	Dontrelle Willis		36	Ricky Nolasco		1.49	José Fernández		569.2	Ricky Nolasco	
84	Dontrelle Willis		193	Braden Looper		32	Ricky Nolasco		31	Dontrelle Willis		2.08	Kevin Brown		525.2	Dontrelle Willis	
76	Josh Johnson		170	A.J. Ramos		31	Josh Johnson		30	José Ureña		2.84	Josh Johnson		491.0	Josh Johnson	
63	Anibal Sánchez		167	Antonio Alfonseca		29	José Fernández		24	Tom Koehler		3.14	Josh Beckett		422.1	A.J. Burnett	
62	A.J. Burnett/Brad Penny		153	Steve Cishek		28	A.J. Burnett			Chris Volstad		3.20	A.J. Burnett		378.1	Anibal Sánchez	

WHIP *			STRIKEOUTS - STARTER			STRIKEOUTS - RELIEVER			WALKS			HOME RUNS ALLOWED			SAVES		
Total	Player		Total	Player		Total	Player		Total	Player		Total	Player		Total	Player	
0.92	José Fernández		489	Josh Johnson		187	Mike Dunn		190	Ryan Dempster		70	Ricky Nolasco		53	Antonio Alfonseca	
1.00	Kevin Brown		463	Ricky Nolasco		186	A.J. Ramos		183	A.J. Burnett		44	Dontrelle Willis		52	Robb Nen	
1.17	Josh Johnson		416	Dontrelle Willis		176	Dontrelle Willis		182	Dontrelle Willis		38	Scott Olsen		46	A.J. Ramos	
1.18	A.J. Burnett		415	A.J. Burnett		164	Kyle Barraclough		151	Josh Johnson		37	José Ureña		40	Steve Cishek	
1.21	Josh Beckett		350	Anibal Sanchez		157	Steve Cishek			Pat Rapp			Tom Koehler/José Sánchez		34	Juan Carlos Oviedo #	

- Pitched as Leo Nuñez from 2009-11 *Minimum 200.0 IP at home

PLAYER RECORDS - SINGLE-SEASON PITCHING AT HOME

STARTS			RELIEF APPEARANCES			WINS			LOSSES			EARNED RUN AVERAGE *			INNINGS PITCHED		
Total	Player	Year	Total	Player	Year	Total	Player	Year	Total	Player	Year	Total	Player	Year	Total	Player	Year
19	Jack Armstrong	1993	42	Antonio Alfonseca	1999	12	Kevin Brown	1996	13	Jack Armstrong	1993	1.19	José Fernández	2013	138.1	Kevin Brown	1996
	Kevin Brown	1996		Braden Looper	2002		José Fernández	2016	9	José Ureña	2018	1.57	Josh Johnson	2010	127.2	Livan Hernandez	1998
	Scott Olsen	2007	41	Five Times		11	Al Leiter	1996		Chris Volstad	2009	1.60	Henderson Alvarez	2014	127.1	Dontrelle Willis	2005
18	Four Times						Dontrelle Willis	2005		Dontrelle Willis	2007	1.63	José Fernández	2016	125.1	Kevin Brown	1997
						10	Josh Beckett	2005	8	Three Times		1.69	Kevin Brown	1996	118.0	Jack Armstrong	1993

WHIP *			STRIKEOUTS - STARTER			STRIKEOUTS - RELIEVER			WALKS			HOME RUNS ALLOWED			SAVES		
Total	Player	Year	Total	Player	Year	Total	Player	Year	Total	Player	Year	Total	Player	Year	Total	Player	Year
0.86	José Fernández	2013	154	José Fernández	2016	67	Kyle Barraclough	2016	62	Al Leiter	1996	20	Livan Hernandez	1998	24	Bryan Harvey	1993
0.87	Kevin Brown	1996	127	Josh Johnson	2010	58	Robb Nen	1996	51	Ryan Dempster	2001	17	Jack Armstrong	1993	23	Antonio Alfonseca	2000
0.94	Brad Penny	2001	115	Al Leiter	1996	55	Vic Darenbourg	1998		Pat Rapp	1996		José Sánchez	2000		Armando Benitez	2004
0.95	José Fernández	2016	110	A.J. Burnett	2002	53	Drew Steckenrider	2018	49	Three Times			Chris Volstad	2009		Todd Jones	2005
0.96	Josh Johnson	2010	109	Kevin Brown	1997	52	Kevin Gregg	2007				15	Three Times		19	Robb Nen	1996

- Pitched as Leo Nuñez from 2009-11 *Minimum 81.0 IP at home

PLAYER RECORDS - CAREER PITCHING ON ROAD

STARTS			RELIEF APPEARANCES			WINS			LOSSES			EARNED RUN AVERAGE *			INNINGS PITCHED		
Total	Player		Total	Player		Total	Player		Total	Player		Total	Player		Total	Player	
106	Ricky Nolasco		194	Mike Dunn		49	Ricky Nolasco		36	Ricky Nolasco		2.57	Kevin Brown		656.0	Ricky Nolasco	
78	Dontrelle Willis		175	Braden Looper		35	Dontrelle Willis		33	A.J. Burnett		3.51	Josh Johnson		497.0	Dontrelle Willis	
72	Tom Koehler		155	A.J. Ramos		25	Josh Johnson		31	Ryan Dempster		3.71	Dontrelle Willis		433.2	Brad Penny	
	Brad Penny		140	Antonio Alfonseca		24	Brad Penny		29	Tom Koehler		3.83	Josh Beckett		431.1	A.J. Burnett	
69	A.J. Burnett/Anibal Sánchez		131	Steve Cishek		23	Anibal Sánchez		28	Brad Penny		3.92	Anibal Sánchez		425.2	Josh Johnson	

WHIP *			STRIKEOUTS - STARTER			STRIKEOUTS - RELIEVER			WALKS			HOME RUNS ALLOWED			SAVES		
Total	Player		Total	Player		Total	Player		Total	Player		Total	Player		Total	Player	
1.15	Kevin Brown		518	Ricky Nolasco		193	A.J. Ramos		205	Ryan Dempster		77	Ricky Nolasco		58	Juan Carlos Oviedo #	
1.24	Carl Pavano		341	Dontrelle Willis		170	Mike Dunn		194	A.J. Burnett		56	Tom Koehler		56	Robb Nen	
1.27	Josh Beckett		330	Josh Johnson		155	Steve Cishek		175	Pat Rapp		55	Ryan Dempster		54	Steve Cishek	
1.27	Ricky Nolasco		326	A.J. Burnett		144	Robb Nen		170	Tom Koehler		52	Brad Penny		49	Antonio Alfonseca	
1.28	José Ureña		321	Anibal Sanchez		115	Kyle Barraclough		162	Dontrelle Willis		50	Dontrelle Willis		46	A.J. Ramos	

- Pitched as Leo Nuñez from 2009-11 *Minimum 200.0 IP on road

PLAYER RECORDS - SINGLE-SEASON PITCHING ON ROAD

STARTS			RELIEF APPEARANCES			WINS			LOSSES			EARNED RUN AVERAGE *			INNINGS PITCHED		
Total	Player	Year	Total	Player	Year	Total	Player	Year	Total	Player	Year	Total	Player	Year	Total	Player	Year
19	A.J. Burnett	2005	38	Mike Dunn	2014	12	Carl Pavano	2004	10	Charlie Hough	1993	2.19	Kevin Brown	1996	128.1	Alex Fernandez	1997
	Ryan Dempster	2001		Vladimir Nunez	2002	11	Dontrelle Willis	2005	9	Six Times		2.56	Dontrelle Willis	2005	124.1	Ricky Nolasco	2008
	Ricky Nolasco	2008	37	Five Times		10	Alex Fernandez	1997				2.83	Carl Pavano	2004	122.0	Ryan Dempster	2001
18	Four Times						Ricky Nolasco	2010				2.89	Kevin Brown	1997	121.0	Carl Pavano	2004
						9	Twice					3.02	Alex Fernandez	1997	120.2	A.J. Burnett	2005

WHIP *			STRIKEOUTS - STARTER			STRIKEOUTS - RELIEVER			WALKS			HOME RUNS ALLOWED			SAVES		
Total	Player	Year	Total	Player	Year	Total	Player	Year	Total	Player	Year	Total	Player	Year	Total	Player	Year
1.05	Kevin Brown	1996	114	Ricky Nolasco	2009	48	A.J. Ramos	2016	61	Ryan Dempster	2001	23	Caleb Smith	2019	25	Juan Carlos Oviedo	2011
1.08	Javier Vazquez	2011	106	Ryan Dempster	2000	46	Kyle Barraclough	2016	57	Al Leiter	1996	19	Brian Meadows	1999	24	Armando Benitez	2004
1.08	Dontrelle Willis	2005		Alex Fernandez	1997	45	A.J. Ramos	2013	56	Livan Hernandez	1998		Dan Straily	2017		Steve Cishek	2014
1.09	Scott Olsen	2006		Ricky Nolasco	2008	42	Robb Nen	1997	55	Jesús Sánchez	1998	18	Scott Olsen	2008	22	Antonio Alfonseca	2000
1.09	Carl Pavano	2004	99	José Fernández	2016	40	Steve Cishek	2014	52	Al Leiter	1997	17	Livan Hernandez	1998		A.J. Ramos	2016

- Pitched as Leo Nuñez from 2009-11 *Minimum 81.0 IP on road

MARLINS PLAYER RECORDS - CAREERS, SEASONS, AND GAMES

PLAYER RECORDS - SINGLE-SEASON PITCHING IN MARCH/APRIL

WINS			LOSSES			EARNED RUN AVERAGE *			INNINGS PITCHED			WHIP *			RELIEF APPEARANCES		
Total	Player	Year	Total	Player	Year	Total	Player	Year	Total	Player	Year	Total	Player	Year	Total	Player	Year
5	Dontrelle Willis	2005	4	Nine Times		0.88	Josh Johnson	2011	44.2	Kevin Brown	1996	0.71	Josh Johnson	2011	16	Armando Almanza	2003
	Dontrelle Willis	2007				1.00	Jarlin García	2018	42.2	A.J. Burnett	2002	0.79	Alex Fernandez	1997	15	Tayron Guerrero	2018
4	Six Times					1.29	Dontrelle Willis	2005	41.1	Kevin Brown	1997	0.81	Jarlin García	2018		BradenLooper	2003
						1.36	Josh Beckett	2005		Alex Fernandez	2000	0.83	Caleb Smith	2019		Renyel Pinto	2008
						1.59	José Fernandez	2014	41.0	Josh Johnson	2011	0.83	Dontrelle Willis	2005	14	14 Times	
STRIKEOUTS - STARTER			STRIKEOUTS - RELIEVER			WALKS			HOME RUNS ALLOWED			SAVES			SAVE OPPORTUNITIES		
Total	Player	Year	Total	Player	Year	Total	Player	Year	Total	Player	Year	Total	Player	Year	Total	Player	Year
55	José Fernandez	2014	27	Nick Anderson	2019	23	Matt Clement	2001	9	Ryan Bowen	1994	10	Armando Benitez	2004	10	Armando Benitez	2004
41	Caleb Smith	2018		Tayron Guerrero	2018	22	Ryan Bowen	1993	8	Darren Oliver	2004	8	Antonio Alfonseca	2000	9	Antonio Alfonseca	2000
40	José Fernandez	2016	22	Kyle Barraclough	2018		Al Leiter	1997	7	Four Times			Juan Carlos Oviedo #	2011	8	Bryan Harvey	1993
39	A.J. Burnett	2002	21	Clay Hensley	2010	20	Ryan Dempster	2001		Three Times		7	Three Times			Robb Nen	1997
	Josh Johnson	2011		Dan Miceli	2000		Jason Vargas	2006								Juan Carlos Oviedo #	2011

PLAYER RECORDS - SINGLE-SEASON PITCHING IN APRIL

WINS			LOSSES			EARNED RUN AVERAGE *			INNINGS PITCHED			WHIP *			RELIEF APPEARANCES		
Total	Player	Year	Total	Player	Year	Total	Player	Year	Total	Player	Year	Total	Player	Year	Total	Player	Year
5	Dontrelle Willis	2005	4	Seven Times		0.88	Josh Johnson	2011	44.2	Kevin Brown	1996	0.71	Josh Johnson	2011	15	Armando Almanza	2003
	Dontrelle Willis	2007				1.29	Dontrelle Willis	2005	42.2	A.J. Burnett	2002	0.79	Alex Fernandez	1997		Renyel Pinto	2008
4	Six Times					1.36	Josh Beckett	2005	41.1	Kevin Brown	1997	0.83	Caleb Smith	2019	14	12 Times	
						1.60	José Fernandez	2014		Alex Fernandez	2000	0.83	Dontrelle Willis	2005			
						1.96	Kevin Brown	1997	41.0	Josh Johnson	2011	0.83	José Fernandez	2014			
STRIKEOUTS - STARTER			STRIKEOUTS - RELIEVER			WALKS			HOME RUNS ALLOWED			SAVES			SAVE OPPORTUNITIES		
Total	Player	Year	Total	Player	Year	Total	Player	Year	Total	Player	Year	Total	Player	Year	Total	Player	Year
46	José Fernandez	2014	24	Nick Anderson	2019	23	Matt Clement	2001	9	Ryan Bowen	1994	10	Armando Benitez	2004	10	Armando Benitez	2004
40	José Fernandez	2016	23	Tayron Guerrero	2018	22	Ryan Bowen	1993	8	Darren Oliver	2004	8	Antonio Alfonseca	2000	9	Antonio Alfonseca	2000
39	A.J. Burnett	2002	21	Clay Hensley	2010		Al Leiter	1997	7	Tom Koehler	2017		Juan Carlos Oviedo #	2011	8	Bryan Harvey	1993
	Josh Johnson	2011		Dan Miceli	2000	20	Ryan Dempster	2001		Vladimir Nunez	2003	7	Three Times			Robb Nen	1997
38	Twice		20	Kyle Barraclough	2018		Jason Vargas	2006		Jesús Sánchez	2000					Juan Carlos Oviedo #	2011

PLAYER RECORDS - SINGLE-SEASON PITCHING IN MAY

WINS			LOSSES			EARNED RUN AVERAGE *			INNINGS PITCHED			WHIP *			RELIEF APPEARANCES		
Total	Player	Year	Total	Player	Year	Total	Player	Year	Total	Player	Year	Total	Player	Year	Total	Player	Year
6	José Fernandez	2016	5	Dontrelle Willis	2006	0.61	Chris Hammond	1994	43.2	Carl Pavano	2004	0.92	Sergio Mitre	2007	17	Kiko Calero	2009
5	Ryan Dempster	2000	4	12 Times		1.12	Sergio Mitre	2007	43.1	Anibal Sánchez	2011	0.92	Josh Johnson	2010		Randy Choate	2012
4	Five Times					1.38	José Fernandez	2016	43.0	Livan Hernandez	1998		Anibal Sánchez	2011	16	Four Times	
							Josh Johnson	2010	42.1	Ryan Dempster	2000	0.93	Brad Penny	2004			
						1.57	Brad Penny	2004	42.0	Three Times		0.97	José Fernandez	2016			
STRIKEOUTS - STARTER			STRIKEOUTS - RELIEVER			WALKS			HOME RUNS ALLOWED			SAVES			SAVE OPPORTUNITIES		
Total	Player	Year	Total	Player	Year	Total	Player	Year	Total	Player	Year	Total	Player	Year	Total	Player	Year
56	José Fernandez	2016	24	Matt Mantei	1999	24	Ryan Dempster	2001	9	Jarlin García	2018	11	Juan Carlos Oviedo #	2011	12	Juan Carlos Oviedo #	2011
47	Kevin Brown	1997	22	Kyle Barraclough	2016		Tom Koehler	2016	8	Jack Armstrong	1993	10	Armando Benitez	2004	11	Armando Benitez	2004
44	Anibal Sánchez	2011		Tim Spooneybarger	2003	23	A.J. Burnett	2002		Jesús Sánchez	2000	9	Vladimir Nunez	2002	10	Vladimir Nunez	2002
43	Caleb Smith	2019	21	Bryan Harvey	1993		Pat Rapp	1996	7	Four Times			AJ Ramos	2016	9	Four Times	
40	Twice		20	Four Times		22	Twice					8	Three Times				

PLAYER RECORDS - SINGLE-SEASON PITCHING IN JUNE

WINS			LOSSES			EARNED RUN AVERAGE *			INNINGS PITCHED			WHIP *			RELIEF APPEARANCES		
Total	Player	Year	Total	Player	Year	Total	Player	Year	Total	Player	Year	Total	Player	Year	Total	Player	Year
6	Chris Hammond	1993	5	Jack Armstrong	1993	1.04	Dontrelle Willis	2003	46.2	Chris Hammond	1995	0.70	José Fernandez	2016	16	Randy Choate	2011
5	Carl Pavano	2004	4	15 Times		1.05	Henderson Alvarez	2014		Dontrelle Willis	2006	0.73	Brad Penny	2001	15	Jarlin García	2017
	Dontrelle Willis	2003				1.18	Josh Johnson	2010	46.0	A.J. Burnett	2002	0.81	Carl Pavano	2004		BradenLooper	2000
4	Six Times					1.36	Kevin Brown	1996	44.2	Dontrelle Willis	2005	0.82	Josh Johnson	2010		Robb Nen	1996
						1.37	Carl Pavano	2004	42.2	Chris Hammond	1993	0.88	Scott Olsen	2006		Renyel Pinto	2008
STRIKEOUTS - STARTER			STRIKEOUTS - RELIEVER			WALKS			HOME RUNS ALLOWED			SAVES			SAVE OPPORTUNITIES		
Total	Player	Year	Total	Player	Year	Total	Player	Year	Total	Player	Year	Total	Player	Year	Total	Player	Year
42	José Fernandez	2016	23	Carter Capps	2015	24	Rick Helling	1997	10	Ricky Nolasco	2010	10	Robb Nen	1997	11	Robb Nen	1997
41	A.J. Burnett	2002	22	Kyle Barraclough	2016	21	Al Leiter	1997	8	Wei-Yin Chen	2016	9	Joe Borowski	2006	10	Steve Cishek	2013
38	Josh Johnson	2010	18	Chris Hatcher	2014		Pat Rapp	1994		Livan Hernandez	1999		Steve Cishek	2013		Robb Nen	1996
37	Adam Conley	2016		Dustin McGowan	2016	20	Four Times		7	Four Times			Kevin Gregg	2007		Vladimir Nunez	2002
36	Twice			Renyel Pinto	2008							8	Twice				

PLAYER RECORDS - SINGLE-SEASON PITCHING IN JULY

WINS			LOSSES			EARNED RUN AVERAGE *			INNINGS PITCHED			WHIP *			RELIEF APPEARANCES		
Total	Player	Year	Total	Player	Year	Total	Player	Year	Total	Player	Year	Total	Player	Year	Total	Player	Year
5	Ricky Nolasco	2010	4	Six Times		1.35	Josh Johnson	2010	45.0	Kevin Brown	1996	0.86	José Fernandez	2013	16	Joe Nelson	2008
4	Five Times					1.38	Livan Hernandez	1997	44.2	Ryan Dempster	2001	0.87	Kevin Brown	1996	15	Yorkis Perez	1996
						1.44	Tony Saunders	1997		Livan Hernandez	1998	0.91	Brad Penny	2003		Five Times	
						1.61	Ryan Dempster	2001	42.2	Bobby Witt	1995	0.95	Chris Hammond	1995			
						1.82	Adam Conley	2016	42.0	Ricky Nolasco	2010	0.97	Caleb Smith	2019			
STRIKEOUTS - STARTER			STRIKEOUTS - RELIEVER			WALKS			HOME RUNS ALLOWED			SAVES			SAVE OPPORTUNITIES		
Total	Player	Year	Total	Player	Year	Total	Player	Year	Total	Player	Year	Total	Player	Year	Total	Player	Year
47	Ricky Nolasco	2010	22	Matt Mantei	1998	23	Al Leiter	1996	10	Ryan Dempster	2000	10	Juan Carlos Oviedo #	2010	11	Steve Cishek	2014
46	José Fernandez	2016	21	AJ Ramos	2013		Tony Saunders	1997	9	Livan Hernandez	1998	9	Steve Cishek	2014		Kevin Gregg	2008
43	Bobby Witt	1995	20	Kyle Barraclough	2016	21	Ryan Dempster	2000	8	Dan Straily	2017		Kevin Gregg	2008		Juan Carlos Oviedo #	2010
40	José Fernandez	2013		Logan Kensing	2006	20	Ryan Dempster	2001	7	Six Times			Five Times			Bryan Harvey	1993
	Ricky Nolasco	2009		David Phelps	2016		Carlos Zambrano	2012				8	Five Times			BradenLooper	2003

- Pitched as Leo Nuñez from 2009-11

* Minimum 25.0 IP

FRONT OFFICE
FIELD STAFF
PLAYERS
CLUB HISTORY
PLAYER DEVELOPMENT
OPPONENTS
GENERAL INFORMATION

MARLINS PLAYER RECORDS - CAREERS, SEASONS, AND GAMES

PLAYER RECORDS - SINGLE-SEASON PITCHING IN AUGUST

WINS			LOSSES			EARNED RUN AVERAGE *			INNINGS PITCHED			WHIP *			RELIEF APPEARANCES		
Total	Player	Year	Total	Player	Year	Total	Player	Year	Total	Player	Year	Total	Player	Year	Total	Player	Year
5	Kevin Brown	1996	6	Tom Koehler	2015	1.06	Dontrelle Willis	2005	47.1	Kevin Brown	1996	0.76	Kevin Brown	1996	17	Kyle Barraclough	2016
	Alex Fernandez	1997	4	12 Times	1.15	José Fernandez	2013	45.0	Kevin Brown	1997	0.84	Ricky Nolasco	2008	16	Mike Dunn	2016	
4	Pat Rapp	1995			1.40	Kevin Brown	1997	43.0	Alex Fernandez	1997	0.85	José Fernandez	2013		Robb Nen	1996	
	Seven Times				1.64	A.J. Burnett	2002	42.2	Ricky Nolasco	2008	0.88	Javier Vazquez	2011	10	Renyel Pinto	2009	
						Jarred Cosart	2014		A.J. Burnett	2005		A.J. Burnett	2002	9	Jay Powell	1996	

STRIKEOUTS - STARTER			STRIKEOUTS - RELIEVER			WALKS			HOME RUNS ALLOWED			SAVES			SAVE OPPORTUNITIES		
Total	Player	Year	Total	Player	Year	Total	Player	Year	Total	Player	Year	Total	Player	Year	Total	Player	Year
51	Ricky Nolasco	2008	24	Kyle Barraclough	2016	23	Al Leiter	1996	9	Dontrelle Willis	2007	12	Todd Jones	2005	12	Todd Jones	2005
49	José Fernandez	2013	21	Justin Miller	2007	22	A.J. Burnett	2001	8	Eliesser Hernandez	2019	10	Joe Borowski	2006	11	Joe Borowski	2006
48	Sandy Alcantara	2021		Alejandro Pena	1995		Livan Hernandez	1998		Scott Olsen	2007	9	Four Times		10	Bryan Harvey	1993
44	Alex Fernandez	1997	20	Guillermo Mota	2004	21	Four Times			Caleb Smith	2019				9	Six Times	
43	Three Times		19	Five Times						Jordan Yamamoto	2019						

PLAYER RECORDS - SINGLE-SEASON PITCHING IN SEPTEMBER

WINS			LOSSES			EARNED RUN AVERAGE *			INNINGS PITCHED			WHIP *			RELIEF APPEARANCES		
Total	Player	Year	Total	Player	Year	Total	Player	Year	Total	Player	Year	Total	Player	Year	Total	Player	Year
5	Pat Rapp	1995	5	Andrew Miller	2010	0.71	Javier Vazquez	2011	43.2	Pat Rapp	1995	0.63	Javier Vazquez	2011	15	Mike Dunn	2012
	Anibal Sánchez	2006	4	10 Times	1.20	José Ureña	2018	43.1	Dontrelle Willis	2005	0.76	Rick Helling	1996		Terry Mathews	1995	
	José Ureña	2018			1.24	Pat Rapp	1995	43.0	Anibal Sánchez	2006	0.86	Sandy Alcantara	2021		José Veras	2010	
4	Javier Vazquez	2011			1.77	Kevin Brown	1996	41.2	Sandy Alcantara	2019	0.89	Pat Rapp	1995	14	11 Times		
	Five Times				1.88	Anibal Sánchez	2006		Carl Pavano	2004	0.93	José Ureña	2018				

STRIKEOUTS - STARTER			STRIKEOUTS - RELIEVER			WALKS			HOME RUNS ALLOWED			SAVES			SAVE OPPORTUNITIES		
Total	Player	Year	Total	Player	Year	Total	Player	Year	Total	Player	Year	Total	Player	Year	Total	Player	Year
48	Ricky Nolasco	2009	22	Drew Steckenrider	2017	25	Ryan Dempster	1999	8	Livan Hernandez	1998	8	Steve Cishek	2014	11	Juan Carlos Oviedo #	2009
41	Chuck Smith	2000	19	Justin Miller	2007	22	Jesús Sánchez	1998		Caleb Smith	2019		Juan Carlos Oviedo #	2009	9	Todd Jones	2005
40	Josh Beckett	2003	18	Steve Cishek	2013	21	Anibal Sánchez	2009		Dan Straily	2017		AJ Ramos	2016	8	Six Times	
37	Sandy Alcantara	2021		Ryne Stanek	2019	20	A.J. Burnett	2000	7	Four Times		7	Four Times				
36	Four Times		17	Twice			Rafael Medina	1998									

PLAYER RECORDS - SINGLE-SEASON PITCHING IN SEPTEMBER/OCTOBER

WINS			LOSSES			EARNED RUN AVERAGE *			INNINGS PITCHED			WHIP *			RELIEF APPEARANCES		
Total	Player	Year	Total	Player	Year	Total	Player	Year	Total	Player	Year	Total	Player	Year	Total	Player	Year
5	Pat Rapp	1995	5	Andrew Miller	2010	0.71	Javier Vazquez	2011	50.1	Dontrelle Willis	2005	0.63	Javier Vazquez	2011	16	Burke Badenhop	2010
	Anibal Sánchez	2006	4	10 Times	1.20	José Ureña	2018	43.2	Pat Rapp	1995	0.76	Rick Helling	1996		Mike Dunn	2012	
	José Ureña	2018			1.24	Pat Rapp	1995	43.0	Anibal Sánchez	2006	0.89	Pat Rapp	1995		José Veras	2010	
4	Javier Vazquez	2011			1.77	Kevin Brown	1996	41.2	Sandy Alcantara	2019	0.93	José Ureña	2018	15	Four Times		
	Five Times				1.83	Brad Penny	2001		Carl Pavano	2004	0.95	Ricky Nolasco	2008				

STRIKEOUTS - STARTER			STRIKEOUTS - RELIEVER			WALKS			HOME RUNS ALLOWED			SAVES			SAVE OPPORTUNITIES		
Total	Player	Year	Total	Player	Year	Total	Player	Year	Total	Player	Year	Total	Player	Year	Total	Player	Year
48	Ricky Nolasco	2009	22	Drew Steckenrider	2017	25	Ryan Dempster	1999	8	Livan Hernandez	1998	9	Juan Carlos Oviedo #	2009	12	Juan Carlos Oviedo #	2009
41	Chuck Smith	2000	20	Burke Badenhop	2009	23	Tom Koehler	2015		Caleb Smith	2019		AJ Ramos	2015	11	Todd Jones	2005
40	Josh Beckett	2003	19	Justin Miller	2007	22	Anibal Sánchez	2009		Dan Straily	2017		Five Times		10	AJ Ramos	2015
	Dontrelle Willis	2005	18	Three Times		22	Jesús Sánchez	1998	7	Seven Times		8	Five Times		9	Armando Benítez	2004
39	Twice					20	Twice								8	Six Times	

- Pitched as Leo Nuñez from 2009-11 * Minimum 25.0 IP

PLAYER RECORDS - SINGLE-SEASON PITCHING PRE ALL-STAR BREAK

WINS			LOSSES			EARNED RUN AVERAGE *			INNINGS PITCHED			WHIP *			RELIEF APPEARANCES		
Total	Player	Year	Total	Player	Year	Total	Player	Year	Total	Player	Year	Total	Player	Year	Total	Player	Year
13	Dontrelle Willis	2005	11	Pat Rapp	1996	1.70	Josh Johnson	2010	133.1	A.J. Burnett	2002	0.96	Josh Johnson	2010	49	Renyel Pinto	2008
11	José Fernandez	2016	10	Five Times	1.89	Kevin Brown	1996	128.2	Livan Hernandez	1998	1.01	Caleb Smith	2019	47	Brad Ziegler	2018	
10	Ryan Dempster	2001			2.08	Dontrelle Willis	2003	128.0	Kevin Brown	1997	1.02	José Fernandez	2016	46	Mike Dunn	2013	
	Chris Hammond	1993			2.21	Josh Johnson	2006		Josh Johnson	2009	1.02	Kevin Brown	1996		Kevin Gregg	2008	
	Ricky Nolasco	2008			2.39	Dontrelle Willis	2005		Dontrelle Willis	2005	1.05	Dan Straily	2017		Drew Steckenrider	2018	

STRIKEOUTS - STARTER			STRIKEOUTS - RELIEVER			WALKS			HOME RUNS ALLOWED			SAVES			SAVE OPPORTUNITIES		
Total	Player	Year	Total	Player	Year	Total	Player	Year	Total	Player	Year	Total	Player	Year	Total	Player	Year
154	José Fernandez	2016	60	Kyle Barraclough	2016	64	Ryan Dempster	2001	20	Ricky Nolasco	2010	30	Armando Benítez	2004	32	Armando Benítez	2004
129	A.J. Burnett	2002	58	Nick Anderson	2019	63	Al Leiter	1996		Jesús Sánchez	2000	28	Antonio Alfonseca	2000	31	Antonio Alfonseca	2000
123	Josh Johnson	2010	56	David Phelps	2016	62	Ryan Bowen	1993	19	Brian Meadows	1999	27	AJ Ramos	2016	29	Robb Nen	1997
120	Ryan Dempster	2000	54	Tayron Guerrero	2018	60	Al Leiter	2005	18	Scott Olsen	2008	25	Bryan Harvey	1993	28	Juan Carlos Oviedo #	2011
117	Anibal Sánchez	2011	53	Robb Nen	1996	59	A.J. Burnett	2002	17	Three Times			Juan Carlos Oviedo #	2011		AJ Ramos	2016

* Minimum 81.0 IP

INDIVIDUAL RECORDS - SINGLE-SEASON PITCHING POST ALL-STAR BREAK

WINS			LOSSES			EARNED RUN AVERAGE ^			INNINGS PITCHED			WHIP ^			RELIEF APPEARANCES		
Total	Player	Year	Total	Player	Year	Total	Player	Year	Total	Player	Year	Total	Player	Year	Total	Player	Year
11	Pat Rapp	1995	10	Nathan Eovaldi	2014	1.89	Kevin Brown	1996	114.0	Kevin Brown	1996	0.82	José Fernandez	2013	39	Jay Powell	1996
10	Kevin Brown	1996	9	Josh Johnson	2012	2.15	Javier Vazquez	2011	109.1	Kevin Brown	1997	0.86	Javier Vazquez	2011	37	Joe Borowski	2006
9	Carl Pavano	2004		Tom Koehler	2015	2.27	Anibal Sánchez	2006	108.1	Dontrelle Willis	2005	0.87	Kevin Brown	1996		Mike Dunn	2012
	Anibal Sánchez	2006	8	Nine Times	2.28	Pat Rapp	1995	105.2	Livan Hernandez	1998	0.99	Ricky Nolasco	2008		Justin Miller	2007	
	Dontrelle Willis	2005			2.55	Josh Beckett	2003	104.0	Alex Fernandez	1997	1.05	Henderson Alvarez	2013		Renyel Pinto	2009	

STRIKEOUTS - STARTER			STRIKEOUTS - RELIEVER			WALKS			HOME RUNS ALLOWED			SAVES			SAVE OPPORTUNITIES		
Total	Player	Year	Total	Player	Year	Total	Player	Year	Total	Player	Year	Total	Player	Year	Total	Player	Year
105	Ricky Nolasco	2009	53	Kyle Barraclough	2016	56	Al Leiter	1996	20	Livan Hernandez	1998	27	Todd Jones	2005	30	Todd Jones	2005
99	José Fernandez	2016	49	Drew Steckenrider	2017	54	Ryan Dempster	1999	18	Caleb Smith	2019	22	Juan Carlos Oviedo #	2009	26	Juan Carlos Oviedo #	2009
	Sandy Alcantara	2021	47	Justin Miller	2007		Livan Hernandez	1998	17	Dan Straily	2017	20	Antonio Alfonseca	1999	25	Joe Borowski	2006
98	Ricky Nolasco	2008	41	Kevin Gregg	2007	52	Tony Saunders	1997	16	Scott Olsen	2007		Joe Borowski	2006	22	Three Times	
96	Javier Vazquez	2011		Robb Nen	1995	48	Ryan Dempster	2001	15	Adam Conley	2017		Bryan Harvey	1993			

- Pitched as Leo Nuñez from 2009-11 ^ Minimum 70.0 IP

MARLINS TEAM RECORDS - SEASONS AND GAMES

TEAM RECORDS - SINGLE-SEASON PITCHING

WINS		LOSSES		EARNED RUN AVERAGE		INNINGS PITCHED		COMPLETE GAMES		SHUTOUTS	
Total	Year	Total	Year	Total	Year	Total	Year	Total	Year	Total	Year
92	1997	108	1998	3.71	2013	1460.0	2013	14	2005	17	2010
91	2003	105	2019	3.78	2014	1459.2	2011	12	1995	16	2014
87	2009	100	2013	3.83	1997	1457.2	2014		1997	15	2005
84	2008	98	1993/1999/2018	3.95	2011	1456.1	2002	11	1998	14	2004
83	2004/2005	93	2012		1996	1449.2	1998		2002	13	1996/2013

RUNS ALLOWED		EARNED RUNS ALLOWED		HITS ALLOWED		HOME RUNS ALLOWED		AVERAGE AGAINST		WALKS	
Total	Year	Total	Year	Total	Year	Total	Year	Total	Year	Total	Year
925	1998	834	1998	1617	1998	236	2019	.245	2019	715	1998
891	2007	793	2007		2007	193	2017	.250	1997	661	2007
852	1999	781	1999	1560	1999	192	2018	.251	2013	655	1999
822	2017	772	2017	1481	2014	182	1998		2016	650	2000
809	2018	762	2018	1477	2000	176	2007	.253	2011	639	1997

STRIKEOUTS - TEAM		STRIKEOUTS - STARTER		HIT BATSMEN		WILD PITCHES		BALKS		STRIKEOUTS PER 9.0 INNINGS	
Total	Year	Total	Year	Total	Year	Total	Year	Total	Year	Total	Year
1381	2021	809	2016	90	2019	85	1993	20	1993	8.7	2016
1379	2016	808	2019	88	2021	71	2019	13	1994	8.6	2019
1378	2019	801	1997	76	2007	67	2007	12	1999	7.8	2018
1249	2018	786	2003	75	2017	66	2016	11	2003		2009
1248	2009	769	2001	74	2006	62	1998	10	1998/2000/2011	7.5	2011/2017

RELIEF WINS		RELIEF LOSSES		RELIEF STRIKEOUTS		SAVES		SAVE OPPORTUNITIES		SAVE PERCENTAGE	
Total	Year	Total	Year	Total	Year	Total	Year	Total	Year	Total	Year
32	2016	35	1998	570	2016	55	2016	84	2016	83.3	1994
31	2009	34	2013		2019	53	2019	75	2004	77.4	1993
	2008		2019	559	2017	48	1993	69	2009	72.0	2003
	2000	33	2018	537	2018		2000	68	2006	70.7	1996
30	2011/2014/2017	31	1995	526	2007	45	2009		2000		2004

WHIP		LOWEST WALK PER 9.0 INNINGS		LOWEST HR PER 9.0 INNINGS		HIGHEST SO/BB RATIO		INTENTIONAL WALKS		PICKOFFS	
Total	Year	Total	Year	Total	Year	Total	Year	Total	Year	Total	Year
1.28	20	2.8	2014	0.70	2014	2.61	2021	73	2018	22	1998
1.30	2013	3.1	2011	0.70	1996	2.60	2014	72	2011	19	2000
	2011		2012	0.72	2005	2.44	2011	66	2008	16	1993
1.32	2015	3.2	2004/2013/2015	0.75	2013	2.32	2016	62	2016		2018
1.33	2004-14	3.3	2003	0.80	2003	2.27	2015	61	1998/2004/2012	15	1994/1999

TEAM RECORDS - SINGLE-GAME PITCHING

HITS ALLOWED				RUNS ALLOWED			
Game Type	Hits	Occurrences	Date (last)	Game Type	Runs	Occurrences	Date (last)
9 inn.	28	Once	6/27/03 at BOS	9 inn.	25	Once	6/27/03 at BOS
Extras	22	Once	4/27/03 vs. STL	Extras	13	Once	7/3/12 at MIL

EARNED RUNS ALLOWED				PITCHES THROWN			
Game Type	Earned Runs	Occurrences	Date (last)	Game Type	Pitches	Occurrences	Date (last)
9 inn.	25	Once	6/27/03 at BOS	9 inn.	252	Once	6/27/03 at BOS
Extras	10	Seven Times	(9/21/19 vs. WSH)	Extras	310	Once	8/20/99 vs. HOU

BATTERS FACED				SINGLES			
Game Type	BF	Occurrences	Date (last)	Game Type	Singles	Occurrences	Date (last)
9 inn.	57	Once	6/27/03 at BOS	9 inn.	16	Five Times	(5/12/15 at LAD)
Extras	83	Twice	(6/8/13 at NYM)	Extras	17	Once	4/27/03 vs. STL

DOUBLES				TRIPLES			
Game Type	Doubles	Occurrences	Date (last)	Game Type	Triples	Occurrences	Date (last)
9 inn.	9	Once	7/20/03 vs. CHC	9 inn.	3	12 Times	(4/28/17 vs. PIT)
Extras	7	Once	6/14/02 vs. TB	Extras	4	Once	4/27/03 vs. STL

HOME RUNS				EXTRA-BASE HITS			
Game Type	HR	Occurrences	Date (last)	Game Type	XBH	Occurrences	Date (last)
9 inn.	6	Six Times	(7/19/21 at WSH)	9 inn.	13	Once	8/13/19 vs. LAD
Extras	5	Once	7/18/95 at SF	Extras	9	Once	7/18/95 at SF

WALKS				INTENTIONAL WALKS			
Game Type	Walks	Occurrences	Date (last)	Game Type	IBB	Occurrences	Date (last)
9 inn.	12	Three Times	(8/18/21 vs. ATL)	9 inn.	5	Once	7/4/21 at ATL
Extras	17	Once	8/20/99 vs. HOU	Extras	4	Four Times	(5/16/11 at NYM)

STRIKEOUTS - TEAM				STRIKEOUTS - RELIEVERS			
Game Type	SO-Team	Occurrences	Date (last)	Game Type	SO-Relief	Occurrences	Date (last)
9 inn.	17	Twice	(9/9/16 vs. LAD)	9 inn.	13	Once	6/13/14 vs. PIT
Extras	22	Once	7/6/05 vs. MIL	Extras	10	Five times	(9/15/18 at PHI)

HIT BATSMEN				GROUND INTO DOUBLE PLAY			
Game Type	HB	Occurrences	Date (last)	Game Type	GIDP	Occurrences	Date (last)
9 inn.	4	Twice	(5/17/99 vs. PIT)	9 inn.	4	18 Times	(7/21/21 at WSH)
Extras	3	Six Times	(7/3/18 vs. TB)	Extras	4	Once	6/14/02 vs. TB

SACRIFICE FLIES				SACRIFICE HITS			
Game Type	Sac Files	Occurrences	Date (last)	Game Type	Sac Hits	Occurrences	Date (last)
9 inn.	4	Twice	(5/17/07 at PIT)	9 inn.	4	Three Times	(4/29/09 at NYM)
Extras	3	Twice	(6/10/02 at KC)	Extras	4	Twice	(4/2/01 vs. PHI)

RUNNERS STRANDED			
Game Type	Stranded	Occurrences	Date (last)
9 inn.	16	Three Times	(8/26/12 at LAD)
Extras	22	Once	6/8/13 at NYM

MARLINS TEAM RECORDS - SINGLE SEASON SPLITS

TEAM RECORDS - SINGLE-SEASON PITCHING IN MARCH/APRIL

WINS - TEAM		WINS - STARTERS		WINS - RELIEVERS		LOSSES		INNINGS PITCHED		STRIKEOUTS - STARTERS	
Total	Year	Total	Year	Total	Year	Total	Year	Total	Year	Total	Year
16	2011	13	2005	8	2009	21	2019	266.0	2003	149	2003
15	1997/2004/2008	11	1997/2004/2007	7	2021	19	2013	258.0	2019	148	2019
14	2003/2005/2009	10	2000/2011	6	2011/2017/2008	18	1998/2018	257.0	2018	142	2014
13	2000/2002/2014			5	2002/2003/2018	17	1999	246.0	2013	129	2018/2021
12	1994/2007/2016					16	1996/2006	241.0	2008	119	2005/2011

STRIKEOUTS - RELIEVERS		WALKS		HOME RUNS ALLOWED		HIT BATSMEN		WILD PITCHES		SAVES	
Total	Year	Total	Year	Total	Year	Total	Year	Total	Year	Total	Year
131	2018	133	1998	36	2019	19	2019	16	2019	11	2004
115	2019	125	2018	35	2018	18	2021	15	2016	10	1994
94	2021	115	2007	32	2017	16	1997	13	1994	9	2016
87	2013	111	2002/2003	28	2021	15	2018	12	2002/2003/2008	8	1993/2000/2011
82	2017	108	2000	27	1994/2000/2007	14	2001/2006	11	2007/2009	7	1997

TEAM RECORDS - SINGLE-SEASON PITCHING IN APRIL

WINS - TEAM		WINS - STARTERS		WINS - RELIEVERS		LOSSES		INNINGS PITCHED		STRIKEOUTS - STARTERS	
Total	Year	Total	Year	Total	Year	Total	Year	Total	Year	Total	Year
16	2011	13	2005	8	2009	19	2013/2019	257.0	2003	148	2003
15	1997/2004/2008	11	1997/2004/2007	7	2021	18	1998	246.0	2013	133	2014
14	2003/2005/2009	10	2000/2011	6	2011/2017/2008	17	1999	239.0	2000	129	2019/2021
13	2000/2002			5	2002/2003	16	1996/2006/2018	238.2	2002	119	2005/2011
12	1994/2007/2014/2016					15	2021	235.0	1996		

STRIKEOUTS - RELIEVERS		WALKS		HOME RUNS ALLOWED		HIT BATSMEN		WILD PITCHES		SAVES	
Total	Year	Total	Year	Total	Year	Total	Year	Total	Year	Total	Year
106	2018	127	1998	35	2019	18	2019/2021	15	2016	11	2004
101	2019	115	2007	32	2017	16	1997	14	1994	10	1994
94	2007	111	2002	30	2018	14	2001/2006	13	1999	9	2016
87	2013	108	2000	28	2021	12	2007	12	2002	8	1993/2000/2011
82	2017	107	2018	27	1994/2000/2007	11	2004/2018	11	2003/2007/2008/2009	7	1997

TEAM RECORDS - SINGLE-SEASON PITCHING IN MAY

WINS - TEAM		WINS - STARTERS		WINS - RELIEVERS		LOSSES		INNINGS PITCHED		STRIKEOUTS - STARTERS	
Total	Year	Total	Year	Total	Year	Total	Year	Total	Year	Total	Year
21	2012	15	2012	8	2011/2014	22	2013	265.0	2012	145	2001
16	1996/1997/2008	13	2001/2010	7	1997	20	1995/1998/2008	264.1	2009	144	2011
15	Six Times	12	2008	6	2007/2012/2021	19	2015	260.2	2007	143	1997
		11	1996/2004/2016			18	1999/2006/2017/2018	260.0	2015	141	2016
						17	2000	259.0	2006	134	2010

STRIKEOUTS - RELIEVERS		WALKS		HOME RUNS ALLOWED		HIT BATSMEN		WILD PITCHES		SAVES	
Total	Year	Total	Year	Total	Year	Total	Year	Total	Year	Total	Year
119	2009	130	1998	38	2009	24	2017	16	1994	12	2011/2012
100	2017/2021	127	2017	37	2002	18	2006	15	2015	11	2016
94	2016	124	2002	36	2018	14	1999	11	1995/2007/2009	10	2002/2004
93	1995	122	1995/2009	35	1998	13	1995/1996/2001/2005	10	1998/2000/2002/2003	9	2001/2002
91	2014	119	1999/2000	34	2000	12	1995/2007	9	Six Times	8	1993/1997/2019

TEAM RECORDS - SINGLE-SEASON PITCHING IN JUNE

WINS - TEAM		WINS - STARTERS		WINS - RELIEVERS		LOSSES		INNINGS PITCHED		STRIKEOUTS - STARTERS	
Total	Year	Total	Year	Total	Year	Total	Year	Total	Year	Total	Year
18	2006	16	2006	10	2000	23	2011	261.0	2014	154	2016
17	1997/2009	14	2003	9	2013	18	2012	254.0	2001	153	2021
16	2001/2003	12	1997/2001	7	2017	17	2021	251.0	2018	143	2019
15	2000/2002/2013	11	1993/2002/2009/2015	6	1998/2007/2008/2009/2016	16	1994/2004/2007/2008/2014	250.1	2011	142	1997
14	2016/2017/2018					15	1994/1998/2010/2015	247.2	2019	132	2004/2009

STRIKEOUTS - RELIEVERS		WALKS		HOME RUNS ALLOWED		HIT BATSMEN		WILD PITCHES		SAVES	
Total	Year	Total	Year	Total	Year	Total	Year	Total	Year	Total	Year
104	2014/2016	119	2008	35	2016	16	1998/2016	17	2008	12	2006
98	2017	116	1997/2007	33	2012	14	2002	16	2019	10	1997/2000
96	2018	105	1998	31	2008	13	2008/2015/2021	13	2021	9	2007/2013/2016
91	2008	103	2002	30	2011/2018	12	1997	12	Six Times	8	1993/2009/2018
		101	2000	29	1999/2019	11	1999/2001			7	2014/2015/2017

MARLINS TEAM RECORDS - SINGLE SEASON SPLITS

TEAM RECORDS - SINGLE-SEASON PITCHING IN JULY

WINS - TEAM		WINS - STARTERS		WINS - RELIEVERS		LOSSES		INNINGS PITCHED		STRIKEOUTS - STARTERS	
Total	Year	Total	Year	Total	Year	Total	Year	Total	Year	Total	Year
17	2003/2011	13	2006	8	2011/2016	18	1993/1998	255.1	2006	154	1995
16	2010/2016	12	2003	7	2008/2018	17	1994/1996	252.1	1998	144	1997
15	2008	11	1997/2001/2005/2010	6	2021	16	2012	248.1	1995	137	2010
14	Six Times			5	Six Times	15	Six Times	247.1	2008	134	2006
								240.0	1996/2011	133	2019

STRIKEOUTS - RELIEVERS		WALKS		HOME RUNS ALLOWED		HIT BATSMEN		WILD PITCHES		SAVES	
Total	Year	Total	Year	Total	Year	Total	Year	Total	Year	Total	Year
113	2021	132	1997	41	2006	16	2017	20	1993	10	2010
99	2016	122	1996	35	2019	15	2018/2021	13	2017	9	1999/2008/2004/2013/2014
88	2007	115	2000/2006	34	2008	13	2004/2012/2016	12	1996	8	1993/2000/201/2016
86	2002/2019	111	2007	33	1994/2000	12	1994/2007/2019	11	Five Times	7	Seven Times
85	2017	110	2002/2018	32	2017	11	1998/2005/2006				

TEAM RECORDS - SINGLE-SEASON PITCHING IN AUGUST

WINS - TEAM		WINS - STARTERS		WINS - RELIEVERS		LOSSES		INNINGS PITCHED		STRIKEOUTS - STARTERS	
Total	Year	Total	Year	Total	Year	Total	Year	Total	Year	Total	Year
19	1997	15	2005	7	2017	22	2019	274.1	2005	151	1997
17	1995/2005/2017	14	1997	6	1993/1996/2000	20	1998/2001/2011/2013	268.1	1995	149	2008
16	1996/2004/2006	12	1995/2004	5	1995/1997/2006/2007/2015	19	2007/2018	261.1	1997	144	2001
14	2002/2003/2009	11	2006/2009/2010			18	2015/2016	258.0	1996	142	2000/2003
13	2000/2010/2014					17	2008/2012/2017	256.1	2019		

STRIKEOUTS - RELIEVERS		WALKS		HOME RUNS ALLOWED		HIT BATSMEN		WILD PITCHES		SAVES	
Total	Year	Total	Year	Total	Year	Total	Year	Total	Year	Total	Year
109	2007	147	1998	69	2019	21	2019	18	2013/2016	12	2005
103	2021	130	1993	43	2007	16	2001/2021	15	1993	10	1996/2006/2017
102	2019	124	2019	40	2001	15	2005	14	2007	9	1993/1995
96	1995/2017	123	2001	38	1995/2021	13	2007/2018	12	2010	8	2004/2009
94	2009/2016	119	1999	35	2011	12	1997/2017	11	1996	7	1999/2000/2012/2021

TEAM RECORDS - SINGLE-SEASON PITCHING IN SEPTEMBER

WINS - TEAM		WINS - STARTERS		WINS - RELIEVERS		LOSSES		INNINGS PITCHED		STRIKEOUTS - STARTERS	
Total	Year	Total	Year	Total	Year	Total	Year	Total	Year	Total	Year
18	2003	13	1996/2003	9	2021	19	1993/2012	257.0	2017	149	2009
17	2009	12	2004	8	2009	18	2019	256.0	2004	137	2021
16	2015	11	1995	7	2007	17	1998/1999/2017	254.0	2007	136	2000/2003
15	1996/2008	10	2000/2015	6	2008/2015/2016	16	Six Times	250.1	2006	135	2005
14	1999/2000/2004							250.0	1993/2011		

STRIKEOUTS - RELIEVERS		WALKS		HOME RUNS ALLOWED		HIT BATSMEN		WILD PITCHES		SAVES	
Total	Year	Total	Year	Total	Year	Total	Year	Total	Year	Total	Year
106	2007/2016	130	2017	43	2017	18	2019	24	1993	11	2009
96	2002/2017/2019	120	2010	37	1998	17	2007	16	2007	9	2016
		119	1993	36	2007	13	2018	14	2019/2021	8	2003/2004/2007/2014
		116	2015	34	2019	12	1995/2015	13	1998	7	Six Times
		115	2009	33	2006/2018	11	2009/2010/2017/2021	10	2002/2003/2011		

TEAM RECORDS - SINGLE-SEASON PITCHING IN SEPTEMBER/OCTOBER

WINS - TEAM		WINS - STARTERS		WINS - RELIEVERS		LOSSES		INNINGS PITCHED		STRIKEOUTS - STARTERS	
Total	Year	Total	Year	Total	Year	Total	Year	Total	Year	Total	Year
19	2009	13	1996/2003/2004	10	2021	22	1993	281.0	2004	159	2009
18	2003/2015	12	1995	8	2009	20	2012	277.0	1993	158	2009
15	1995/1996/2000/2004/2008	11	2000/2009/2015	7	2007/2015	19	1999	274.2	2009	149	2005
14	2001/2010			6	2008/2016	18	2017/2019	273.2	2010	139	2000
13	2002/2005/2006/2007/2013					17	1998/2004/2010/2021	268.0	2012	136	2003/2012

STRIKEOUTS - RELIEVERS		WALKS		HOME RUNS ALLOWED		HIT BATSMEN		WILD PITCHES		SAVES	
Total	Year	Total	Year	Total	Year	Total	Year	Total	Year	Total	Year
109	2016	135	2017	45	2017	18	2019	27	1993	12	2009
106	2007	130	1993	37	1998/2004	17	2007	16	2007	9	2004/2015/2016
100	2021	127	2010/2015	36	2007	15	2021	14	2019/2021	8	Seven Times
98	2010/2017	125	1999	34	1999/2019	13	2015/2018	13	1998		
96	2002/2019	120	2009	33	2006/2018	12	1995/2005/2006	11	2001		

FRONT OFFICE

FIELD STAFF

PLAYERS

CLUB HISTORY

PLAYER DEVELOPMENT

OPPONENTS

GENERAL INFORMATION

MARLINS PLAYER RECORDS - CAREER AND SEASONS

PLAYER LEADERS - CAREER FIELDING - BY POSITION

	PITCHER	CATCHER	CATCHER IN-DEPTH	FIRST BASEMAN
FRONT OFFICE	Total Chances.....230.....Dontrelle Willis	Games.....582.....Charles Johnson	Passed balls.....36.....J.T. Realmuto	Games.....818.....Derrek Lee
	Putouts.....86.....Ricky Nolasco	Games Started.....561.....Charles Johnson	Passed balls, fewest *.....9.....Jeff Mathis	Games Started.....751.....Derrek Lee
	Assists.....167.....Dontrelle Willis	Innings.....4916.2.....Charles Johnson	Caught Stealing.....204.....Charles Johnson	Innings.....6784.0.....Derrek Lee
	Errors.....19.....Dontrelle Willis	Total Chances.....4185.....Charles Johnson	Caught Stealing % *.....43.7.....Charles Johnson	Total Chances.....7015.....Derrek Lee
	Errors, fewest *.....1.....Three times	Putouts.....3837.....Charles Johnson	Catcher ERA *.....3.64.....Jeff Mathis	Putouts.....6376.....Derrek Lee
	Fielding % *......985.....Braden Loooper	Assists.....329.....Charles Johnson		Assists.....595.....Derrek Lee
	Double plays.....16.....Ryan Dempster	Errors.....30.....J.T. Realmuto		Errors.....44.....Derrek Lee
	Triple plays.....None.....---	Errors, fewest *......6.....Jeff Mathis		Errors, fewest *......8.....Jorge Cantu
		Fielding % *......996.....Jeff Mathis		Fielding % *......996.....Justin Bour
		Double plays.....64.....Charles Johnson		Double plays.....676.....Derrek Lee
	Triple plays.....None.....---		Triple plays.....1.....Derrek Lee (PO)	
FIELD STAFF	SECOND BASEMAN	THIRD BASEMAN	SHORTSTOP	LEFT FIELDER
	Games.....1114.....Luis Castillo	Games.....939.....Mike Lowell	Games.....880.....Alex Gonzalez	Games.....636.....Jeff Conine
	Games Started.....1093.....Luis Castillo	Games Started.....924.....Mike Lowell	Games Started.....860.....Alex Gonzalez	Games Started.....609.....Jeff Conine
	Innings.....9564.0.....Luis Castillo	Innings.....8121.0.....Mike Lowell	Innings.....7532.2.....Alex Gonzalez	Innings.....5249.0.....Jeff Conine
	Total Chances.....5398.....Luis Castillo	Total Chances.....2495.....Mike Lowell	Total Chances.....3917.....Alex Gonzalez	Total Chances.....1146.....Jeff Conine
	Putouts.....2219.....Luis Castillo	Putouts.....726.....Mike Lowell	Putouts.....1380.....Alex Gonzalez	Putouts.....1088.....Jeff Conine
	Assists.....3085.....Luis Castillo	Assists.....1708.....Mike Lowell	Assists.....2412.....Alex Gonzalez	Assists.....40.....Jeff Conine
	Errors.....94.....Luis Castillo	Errors.....61.....Mike Lowell	Errors.....125.....Alex Gonzalez	Errors.....32.....Cliff Floyd
	Errors, fewest *.....13.....Donovan Solano	Errors, fewest *.....25.....Wes Helms	Errors, fewest *.....28.....Miguel Rojas	Errors, fewest *.....6.....C. Coghlan/C. Yelich
	Fielding % *......988.....Donovan Solano	Fielding % *......976.....Mike Lowell	Fielding % *......979.....Miguel Rojas	Fielding % *......992.....Christian Yelich
Double plays.....748.....Luis Castillo	Double plays.....193.....Mike Lowell	Double plays.....608.....Alex Gonzalez	Double plays.....9.....Jeff Conine	
Triple plays.....None.....---	Triple plays.....1.....Mike Lowell (2 PO, A)	Triple plays.....None.....---	Triple plays.....None.....---	
PLAYERS	CENTER FIELDER	RIGHT FIELDER	OUTFIELDER	
	Games.....535.....Preston Wilson	Games.....942.....Giancarlo Stanton	Games.....942.....Giancarlo Stanton	
	Games Started.....512.....Preston Wilson	Games Started.....937.....Giancarlo Stanton	Games Started.....937.....Giancarlo Stanton	
	Innings.....4519.1.....Preston Wilson	Innings.....8259.0.....Giancarlo Stanton	Innings.....8260.0.....Giancarlo Stanton	
	Total Chances.....1306.....Preston Wilson	Total Chances.....2094.....Giancarlo Stanton	Total Chances.....2096.....Giancarlo Stanton	
	Putouts.....1249.....Preston Wilson	Putouts.....1992.....Giancarlo Stanton	Putouts.....1994.....Giancarlo Stanton	
	Assists.....37.....Preston Wilson	Assists.....60.....Giancarlo Stanton	Assists.....60.....Giancarlo Stanton	
	Errors.....20.....Preston Wilson	Errors.....42.....Giancarlo Stanton	Errors.....42.....Giancarlo Stanton	
	Errors, fewest *.....5.....C. Ross/C. Yelich	Errors, fewest *.....7.....Juan Encarnacion	Errors, fewest *.....1.....Ichiro Suzuki	
	Fielding % *......994.....Cody Ross	Fielding % *......991.....Juan Encarnacion	Fielding % *......998.....Ichiro Suzuki	
Double plays.....9.....J. Pierre/P. Wilson	Double plays.....9.....M. Kotsay/G. Stanton	Double plays.....11.....M. Kotsay/C. Ross		
Triple plays.....None.....---	Triple plays.....None.....---	Triple plays.....None.....---		

* minimum 200 games

PLAYER LEADERS - SINGLE-SEASON FIELDING - BY POSITION

	PITCHER	CATCHER	CATCHER IN-DEPTH	FIRST BASEMAN
CLUB HISTORY	Total Chances.....84.....Kevin Brown (1996)	Games.....138.....Ivan Rodriguez (2003)	Passed balls.....23.....Benito Santiago (1993)	Games.....162.....Derrek Lee (2002)
	Putouts.....36.....Kevin Brown (1997)	Games Started.....134.....Ivan Rodriguez (2003)	PB, fewest *.....1.....Charles Johnson (1997)	Games Started.....161.....Derrek Lee (2002)
	Assists.....54.....Kevin Brown (1996)	Innings.....1144.0.....John Buck (2011)	Caught Stealing.....56.....Charles Johnson (1997)	Innings.....1441.1.....Derrek Lee (2002)
	Errors.....5.....Five times	Total Chances.....1159.....J.T. Realmuto (2016)	CS% *......47.6.....Charles Johnson (1996)	Total Chances.....1445.....Derrek Lee (2002)
	Errors, fewest *.....0.....29 times	Putouts.....1069.....J.T. Realmuto (2016)	Catcher ERA *.....3.56.....Charles Johnson (1996)	Putouts.....1313.....Orestes Destrade (1993)
	Fielding % *......0.....29 times	Assists.....87.....J.T. Realmuto (2017)		Assists.....121.....Derrek Lee (2002)
	Double plays.....7.....Ryan Dempster (2001)	Errors.....15.....J. Saltalamacchia (2014)		Errors.....19.....Orestes Destrade (1993)
	Triple plays.....None.....---	Errors, fewest *.....0.....Charles Johnson (1997)		Errors, fewest *.....1.....Justin Bour (2017)
		Fielding % *.....1.000.....Charles Johnson (1997)		Fielding % *......999.....Justin Bour (2017)
		Double plays.....17.....Charles Johnson (1997)		Double plays.....142.....Derrek Lee (2001)
	Triple plays.....None.....---		Triple plays.....1.....Derrek Lee (2002, PO)	
PLAYER DEVELOPMENT	SECOND BASEMAN	THIRD BASEMAN	SHORTSTOP	LEFT FIELDER
	Games.....158.....Dan Uggla (2007)	Games.....159.....Mike Lowell (2002)	Games.....160.....Jose Reyes (2012)	Games.....152.....Marcell Ozuna (2017)
	Games Started.....158.....Dan Uggla (2010)	Games Started.....159.....Mike Lowell (2002)	Games Started.....160.....Jose Reyes (2012)	Games Started.....151.....Marcell Ozuna (2017)
	Innings.....1401.1.....Dan Uggla (2009)	Innings.....1409.2.....Casey McGehee (2014)	Innings.....1410.2.....Jose Reyes (2012)	Innings.....1335.0.....Marcell Ozuna (2017)
	Total Chances.....752.....Dan Uggla (2006)	Total Chances.....450.....Mike Lowell (2002)	Total Chances.....695.....Hanley Ramirez (2006)	Total Chances.....320.....Marcell Ozuna (2017)
	Putouts.....323.....Dan Uggla (2007)	Putouts.....150.....Mike Lowell (2002)	Putouts.....258.....Hanley Ramirez (2006)	Putouts.....305.....Marcell Ozuna (2017)
	Assists.....466.....Omar Infante (2011)	Assists.....286.....Mike Lowell (2002)	Assists.....438.....Adeiny Hechavarria (2014)	Assists.....12.....Miguel Cabrera (2005)
	Errors.....18.....Dan Uggla (2010)	Errors.....23.....Miguel Cabrera (2007)	Errors.....27.....Alex Gonzalez (1999)	Errors.....9.....Cliff Floyd (2000)
	Errors, fewest *.....5.....Craig Counsell (1998)	Errors, fewest *.....2.....Placido Polanco (2013)	Errors, fewest *.....9.....Adeiny Hechavarria (2015)	Errors, fewest *.....1.....Christian Yelich (2014)
	Fielding % *......992.....Dee Gordon (2015)	Fielding % *......990.....Placido Polanco (2013)	Fielding % *......984.....Adeiny Hechavarria (2015)	Fielding % *......996.....Christian Yelich (2014)
Double plays.....112.....Dan Uggla (2006)	Double plays.....36.....Mike Lowell (2002)	Double plays.....111.....Hanley Ramirez (2006)	Double plays.....3.....Conine (2003)/Cabrera (2005)	
Triple plays.....None.....---	Triple plays.....1.....Mike Lowell (2002, 2 PO, A)	Triple plays.....None.....---	Triple plays.....None.....---	
OPPONENTS	CENTER FIELDER	RIGHT FIELDER	OUTFIELDER	
	Games.....162.....Juan Pierre (2004)	Games.....161.....Gary Sheffield (1996)	Games.....162.....Juan Pierre (2004)	
	Games Started.....162.....Juan Pierre (2004)	Games Started.....160.....Gary Sheffield (1996)	Games Started.....162.....Juan Pierre (2004)	
	Innings.....1439.0.....Juan Pierre (2004)	Innings.....1355.1.....Juan Encarnacion (2003)	Innings.....1439.0.....Juan Pierre (2004)	
	Total Chances.....411.....Juan Pierre (2003)	Total Chances.....336.....Juan Encarnacion (2003)	Total Chances.....411.....Juan Pierre (2003)	
	Putouts.....402.....Juan Pierre (2003)	Putouts.....329.....Juan Encarnacion (2003)	Putouts.....402.....Juan Pierre (2003)	
	Assists.....12.....Preston Wilson (2001)	Assists.....20.....Mark Kotsay (1999)	Assists.....20.....Mark Kotsay (1998)	
	Errors.....9.....Lewis Brinson (2018)	Errors.....9.....Jeremy Hermida (2007)	Errors.....9.....Five times	
	Errors, fewest *.....0.....Cody Ross (2008)	Errors, fewest *.....0.....Juan Encarnacion (2003)	Errors, fewest *.....0.....Encarn. (2003)/Suzuki (2015)	
	Fielding % *.....1.000.....Cody Ross (2008)	Fielding % *.....1.000.....Juan Encarnacion (2003)	Fielding % *.....1.000.....Encarn. (2003)/Suzuki (2015)	
Double plays.....5.....Juan Pierre (2003)	Double plays.....5.....Mark Kotsay (1999)	Double plays.....5.....Kotsay (1999)/Pierre (2003)		
Triple plays.....None.....---	Triple plays.....None.....---	Triple plays.....None.....---		
GENERAL INFORMATION	SECOND BASEMAN	THIRD BASEMAN	SHORTSTOP	LEFT FIELDER
	Games.....158.....Dan Uggla (2007)	Games.....159.....Mike Lowell (2002)	Games.....160.....Jose Reyes (2012)	Games.....152.....Marcell Ozuna (2017)
	Games Started.....158.....Dan Uggla (2010)	Games Started.....159.....Mike Lowell (2002)	Games Started.....160.....Jose Reyes (2012)	Games Started.....151.....Marcell Ozuna (2017)
	Innings.....1401.1.....Dan Uggla (2009)	Innings.....1409.2.....Casey McGehee (2014)	Innings.....1410.2.....Jose Reyes (2012)	Innings.....1335.0.....Marcell Ozuna (2017)
	Total Chances.....752.....Dan Uggla (2006)	Total Chances.....450.....Mike Lowell (2002)	Total Chances.....695.....Hanley Ramirez (2006)	Total Chances.....320.....Marcell Ozuna (2017)
	Putouts.....323.....Dan Uggla (2007)	Putouts.....150.....Mike Lowell (2002)	Putouts.....258.....Hanley Ramirez (2006)	Putouts.....305.....Marcell Ozuna (2017)
	Assists.....466.....Omar Infante (2011)	Assists.....286.....Mike Lowell (2002)	Assists.....438.....Adeiny Hechavarria (2014)	Assists.....12.....Miguel Cabrera (2005)
	Errors.....18.....Dan Uggla (2010)	Errors.....23.....Miguel Cabrera (2007)	Errors.....27.....Alex Gonzalez (1999)	Errors.....9.....Cliff Floyd (2000)
	Errors, fewest *.....5.....Craig Counsell (1998)	Errors, fewest *.....2.....Placido Polanco (2013)	Errors, fewest *.....9.....Adeiny Hechavarria (2015)	Errors, fewest *.....1.....Christian Yelich (2014)
	Fielding % *......992.....Dee Gordon (2015)	Fielding % *......990.....Placido Polanco (2013)	Fielding % *......984.....Adeiny Hechavarria (2015)	Fielding % *......996.....Christian Yelich (2014)
Double plays.....112.....Dan Uggla (2006)	Double plays.....36.....Mike Lowell (2002)	Double plays.....111.....Hanley Ramirez (2006)	Double plays.....3.....Conine (2003)/Cabrera (2005)	
Triple plays.....None.....---	Triple plays.....1.....Mike Lowell (2002, 2 PO, A)	Triple plays.....None.....---	Triple plays.....None.....---	

* minimum 100 games

MARLINS MISCELLANEOUS RECORD BOOK

HOME RUN HISTORY - PLAYERS

HOME RUN RATES - CAREER AND SEASON

LOWEST HR/AB RATE CAREER *

Rate	Player
13.40	Giancarlo Stanton
19.01	Dan Uggla
19.52	Miguel Cabrera
21.94	Derrek Lee
24.80	Hanley Ramirez

* Minimum 3000 PA

LOWEST HR/AB RATE CAREER AT HOME*

Rate	Player
12.86	Giancarlo Stanton
18.40	Dan Uggla
22.01	Hanley Ramirez
22.89	Mike Lowell
22.74	Jeff Conine

* Minimum 1500 PA

LOWEST HR/AB RATE CAREER ON ROAD*

Rate	Player
13.59	Giancarlo Stanton
17.20	Derrek Lee
19.32	Miguel Cabrera
19.63	Dan Uggla
27.07	Mike Lowell

* Minimum 1500 PA

LOWEST HR/AB RATE SINGLE-SEASON *

Rate	Player (Year)
10.12	Giancarlo Stanton (2017)
11.93	Gary Sheffield (1994)
12.36	Gary Sheffield (1996)
14.57	Giancarlo Stanton (2014)
14.91	Mike Jacobs (2008)

* Minimum 3.1 PA/Team Game

LOWEST HR/AB RATE SINGLE-SEASON AT HOME*

Rate	Player (Year)
8.77	Giancarlo Stanton (2017)
11.13	Gary Sheffield (1994)
11.29	Giancarlo Stanton (2014)
12.26	Gary Sheffield (1996)
12.95	Marcell Ozuna (2017)

* Minimum 1.55 PA/Team Game

LOWEST HR/AB RATE SINGLE-SEASON ON ROAD*

Rate	Player (Year)
11.61	Giancarlo Stanton (2017)
12.43	Gary Sheffield (1996)
12.50	Mike Jacobs (2008)
12.92	Gary Sheffield (1994)
13.83	Preston Wilson (1999)

* Minimum 1.55 PA/Team Game

VS. ONE OPPONENT - CAREER

MOST VS. ONE OPPONENT

HR	Player	Opp.
35	Giancarlo Stanton	NYM
34	Giancarlo Stanton	WSH
27	Hanley Ramirez	WSH
	Giancarlo Stanton	PHI
23	Dan Uggla	ATL

MOST VS. NON NL-EAST

HR	Player	Opp.
20	Giancarlo Stanton	NYM
17	Giancarlo Stanton	SF
16	Jeff Conine	COL
14	Giancarlo Stanton	ARI
13	Four times	

MOST IN INTERLEAGUE GAMES

HR	Player
23	Mike Lowell
	Giancarlo Stanton
17	Hanley Ramirez
	Dan Uggla
16	Miguel Cabrera

VS. ONE OPPONENT - SINGLE SEASON

MOST VS. ONE OPPONENT

HR	Player (Year)	Opp.
8	Giancarlo Stanton (2017)	NYM
	Giancarlo Stanton (2017)	ATL
	Giancarlo Stanton (2017)	PHI
7	Seven times	

MOST VS. NON NL-EAST

HR	Player (Year)	Opp.
6	Gary Sheffield (1996)	LAD
	Giancarlo Stanton (2017)	SD
5	Five times	

MOST IN INTERLEAGUE GAMES

HR	Player (Year)
7	Mike Lowell (2003)
	Giancarlo Stanton (2017)
6	Derrek Lee (2002)
	Marcell Ozuna (2014)
	J.T. Realmuto (2018)

LEADOFF HOME RUNS - CAREER, SEASON, AND MISCELLANEOUS

MOST CAREER

Total	Player
25	Hanley Ramirez
6	Chris Coghlan
4	Devon White
3	Five players

MOST CAREER AT HOME

Total	Player
13	Hanley Ramirez
5	Chris Coghlan
3	Juan Pierre
2	Five players

MOST CAREER ON ROAD

Total	Player
12	Hanley Ramirez
2	Derek Dietrich
	Devon White
1	16 players

MOST IN SINGLE SEASON

HR	Player (Year)
9	Hanley Ramirez (2008)
8	Hanley Ramirez (2007)
7	Hanley Ramirez (2006)
3	Four players

SINGLE SEASON AT HOME

HR	Player (Year)
5	Hanley Ramirez (2006)
4	Hanley Ramirez (2008)
3	Hanley Ramirez (2007)
2	Six players

SINGLE SEASON ON ROAD

HR	Player (Year)
5	Hanley Ramirez (2007)
	Hanley Ramirez (2008)
2	Derek Dietrich (2016)
	Hanley Ramirez (2006)
	Devon White (1996)

ONLY RUN IN A WIN

Date	Player
None	

ON FIRST PITCH - MARLINS (13x)

Date	Opp.
9/2/21 at NYM	Miguel Rojas
7/26/17 at TEX	Dee Gordon
4/30/16 at MIL	Derek Dietrich
8/27/10 at ATL	Cameron Maybin
9/24/08 at WSH	Hanley Ramirez
7/4/08 at COL	Hanley Ramirez
6/5/08 at ATL	Hanley Ramirez
5/10/08 at WSH	Cody Ross
8/18/07 vs. SF	Hanley Ramirez
8/7/07 at PHI	Hanley Ramirez
9/27/06 vs. CIN	Hanley Ramirez
8/22/06 vs. WSH	Hanley Ramirez
5/2/00 at SD	Mark Kotsay
6/1/93 vs. SF (Gm. 2)	Chuck Carr

ON FIRST PITCH, 1-0 WIN

Date	Year
None	

ONLY RUN IN A LOSS

Date	Opp.
5/18/13 vs. ARI	Gerardo Parra
8/14/12 vs. PHI	Jimmy Rollins
9/14/93 vs. PIT *	Carlos Garcia

*6-inning game

ON FIRST PITCH - OPPONENT (15x)

Date	Opp.
8/5/19 at NYM	Jeff McNeil
7/14/19 vs. NYM	Jeff McNeil
7/6/19 at ATL	Ronald Acuna Jr.
5/18/19 vs. SF	Joe Panik
9/16/18 at PHI	Cesar Hernandez
8/14/18 at ATL	Ronald Acuna Jr.
8/13/18 at ATL (Gm. 2)	Ronald Acuna Jr.
3/29/18 vs. CHC	Ian Happ
8/14/16 vs. CHW	Adam Eaton
5/18/13 vs. ARI	Gerardo Parra
5/13/09 at MIL	Rickie Weeks
7/18/06 vs. WSH	Alfonso Soriano
8/11/01 vs. HOU	Craig Biggio
8/29/99 at HOU	Craig Biggio
9/14/93 vs. PIT	Carlos Garcia

ON FIRST PITCH, 1-0 LOSS

Date	Opp.
5/18/13 vs. ARI	Gerardo Parra
9/14/93 vs. PIT *	Carlos Garcia

*6-inning game

WALK-OFF HOME RUNS - CAREER, SEASON, AND MISCELLANEOUS

MOST CAREER

Total	Player
3	Giancarlo Stanton
	Josh Willingham
2	Cliff Floyd
	Mike Lowell
	Harold Ramirez
	Cody Ross

MOST IN SINGLE SEASON

Total	Player (Year)
2	Cliff Floyd (2000)
	Harold Ramirez (2019)
1	Many times

IN EXTRA INNINGS (15x)

Date	Player (Inning)
9/19/21 vs. PIT	Levin Diaz (10)
8/29/19 vs. CIN	Harold Ramirez (12)
8/1/19 vs. MIN	Harold Ramirez (12)
9/19/17 vs. NYM	J.T. Realmuto (10)
7/6/11 vs. PHI	Giancarlo Stanton (10)
6/30/08 vs. WSH	Josh Willingham (10)
4/1/08 vs. NYM	Robert Andino (10)
5/29/04 vs. NYM	Mike Lowell (10)
8/13/03 vs. LAD	Mike Mordecai (11)
8/12/03 vs. LAD	Ramon Castro (13)
6/20/03 vs. TB	Miguel Cabrera (11)
9/28/01 vs. PHI	Kevin Millar (10)
6/25/00 vs. CHC	Cliff Floyd (10)
6/30/99 vs. NYM	Mark Kotsay (10)
9/26/98 vs. PHI	Alex Gonzalez (13)
4/6/96 vs. SF	Terry Pendleton (10)

GRAND SLAMS

Date	Player
4/18/14 vs. SEA	Giancarlo Stanton
6/30/13 vs. SD	Jeff Mathis
5/13/12 vs. NYM	Giancarlo Stanton
6/11/08 vs. PHI	Dan Uggla
9/16/97 vs. COL	Bobby Bonilla

IN SAME GAME AS LEADOFF HR

Date	Players
8/29/19 vs. CIN	Jon Berti - Leadoff Harold Ramirez - Walkoff

BY PINCH HITTER

Date	Player
7/19/10 vs. COL	Donnie Murphy
7/28/09 vs. ATL	Ross Gload
8/1/06 vs. NYM	Josh Willingham
6/25/00 vs. CHC	Cliff Floyd
4/17/97 vs. STL	Jeff Conine

EXTRA-INNING HOME RUNS

MOST CAREER

Total	Player
6	Giancarlo Stanton
3	Cliff Floyd
	Mike Lowell
2	Miguel Cabrera
	Mike Mordecai
	Harold Ramirez
	Dan Uggla

MOST IN SINGLE SEASON

Total	Player (Year)
2	Miguel Cabrera (2003)
	Cliff Floyd (2000)
	Mike Mordecai (2003)
	Harold Ramirez (2019)
	Giancarlo Stanton (2011)
	Giancarlo Stanton (2017)

GRAND SLAMS

Date	Player
8/1/11 at NYM	Giancarlo Stanton
7/18/95 at SF	Greg Colbrunn

BACK-TO-BACK

Date	Player
None	

MOST CAREER

Total	Player
6	Jeff Conine
5	Hanley Ramirez
	Giancarlo Stanton
4	Derrek Lee
	Mike Lowell

MOST IN SINGLE SEASON

Date	Player (Season)
3	Bobby Bonilla (1997)
	Jeff Conine (2004)
	Hanley Ramirez (2009)
	Cody Ross (2009)

CAREER GO-AHEAD

Total	Player
5	Giancarlo Stanton
4	Jeff Conine
2	Five times

FRONT OF BACK-TO-BACK

Date	Players
4/7/98 at PHI	Derrek Lee (GS)/ Charles Johnson

FOURTH BATTER OF INNING

Date (Inning)	Player
8/13/21 vs. CHC (2nd)	Bryan De La Cruz
8/2/21 vs. NYM (1st)	Lewis Brinson
9/23/19 at NYM (6th)	Jorge Alfaro
7/31/19 vs. MIN (9th)	Brian Anderson
6/5/19 at MIL (3rd)	Brian Anderson
7/17/12 at CHC (5th)	Carlos Lee
8/26/11 at PHI (6th)	John Buck

MOST IN SINGLE SEASON

Date (Inning)	Player
7/2/11 at TEX (1st)	Hanley Ramirez
4/21/11 vs. PIT (2nd)	Scott Cousins
6/12/09 at TOR (8th)	Cody Ross
5/18/07 at TB (2nd)	Aaron Boone
9/28/97 at PHI (3rd)	Gary Sheffield
6/5/94 vs. SD (2nd)	Kurt Abbott
5/12/93 at MTL (2nd)	Chuck Carr

FOURTH BATTER OF GAME

Date	Player
8/2/21 vs. NYM	Lewis Brinson
7/2/11 at TEX	Hanley Ramirez

MOST BY TEAM IN A GAME

Total	Date
2	4/28/97 vs. SD
	Gary Sheffield/Moises Alou

PINCH-HIT HOME RUNS

CAREER		SINGLE SEASON		PART OF BACK-TO-BACK		BOTH ENDS OF BACK-TO-BACK		BY PITCHER		CAREER GO-AHEAD	
Total	Player	Total	Player (Year)	Date (Front/Back)	Player	Date (Inning)	Players	Date	Player	Total	Player
5	Justin Bour	4	Curtis Granderson (2019)	9/26/19 at NYM (B)	Curtis Granderson	6/22/06 at BAL (9th)	Joe Borchard/ Wes Helms	None		2	Cliff Floyd
4	Curtis Granderson	3	Justin Bour (2018)	7/3/12 at MIL (B)	Scott Cousins						Ross Gload
	Wes Helms		Preston Wilson (1999)	6/27/12 vs. STL (B)	Logan Morrison						Wes Helms
	Cody Ross	2	18 times	6/7/12 at PHI (B)	Justin Ruggiano					1	Many times
3	Ramon Castro			9/28/08 vs. NYM (F)	Wes Helms						
	Derek Dietrich			6/4/03 vs. PIT (B)	Ramon Castro						
	Donnie Murphy			9/1/99 at STL (B)	Danny Bautista						
	Preston Wilson										

BACK-TO-BACK

EACH END OFF DIFFERENT PITCHERS

Date	Player (Pitcher)
9/11/19 vs. MIL (5th)	Isan Diaz (A. Claudio) & Garrett Cooper (J. Jackson)
7/3/12 at MIL (8th)	John Buck (K. Loe) & Scott Cousins (F. Rodriguez)
6/27/12 vs. STL (7th)	John Buck (F. Salas) & Logan Morrison (S. Freeman)
9/28/08 at NYM (8th)	Wes Helms (S. Schoeneweis) & Dan Uggla (L. Ayala)
9/4/03 vs. PIT (7th)	Alex Gonzalez (M. Lincoln) & Ramon Castro (M. Gonzalez)
4/7/98 at PHI (5th)	Derrek Lee (G. Stephenson) & Charles Johnson (W. Gomes)

BACK-TO-BACK-TO-BACK

Date	Player
8/26/98 at STL (9th)	Derrek Lee/Cliff Floyd/Kevin Orie

HOME RUNS IN FIRST GAME WITH MARLINS

MLB DEBUT - FIRST PA

Player	Date
Jeremy Hermida	8/31/05 vs. STL
Mitch Lyden	6/16/93 at CHC

MLB DEBUT - FIRST AB

Player	Date
Jeremy Hermida	8/31/05 vs. STL
Mitch Lyden	6/16/93 at CHC

MLB DEBUT - FIRST CAREER HIT

Player	Date
Isan Diaz	8/5/19 at NYM
Jeremy Hermida	8/31/05 vs. STL
Miguel Cabrera	6/20/03 vs. TB
Alex Gonzalez	8/25/98 at STL
Charles Johnson	5/6/94 vs. PHI
Mitch Lyden	6/16/93 at CHC

FIRST CAREER HIT (Excludes MLB debuts)

Player	Date
Austin Dean	8/17/18 at WSH
John Baker	7/10/08 at LAD
Ricky Nolasco	5/22/06 vs. CHC
Amaury Garcia	9/12/99 at CIN
Tony Saunders	5/8/97 vs. ATL
Bob Natal	7/4/93 at ATL

MARLINS DEBUT - FIRST PA (Excludes MLB debuts)

Player	Date
Terry Pendleton	4/25/95 vs. LAD
Moises Alou	4/1/97 vs. CHC
Hee Seop Choi	4/6/04 vs. MTL
Paul Lo Duca	7/31/04 vs. MTL
Neil Walker	3/28/19 vs. COL
Joe Panik	6/30/21 at PHI

MARLINS DEBUT - FIRST AB (Excludes MLB debuts)

Player	Date
Curtis Granderson	3/29/19 vs. COL

MULTIPLE PLAYERS HOMERING IN TEAM DEBUT

Date	Player
8/25/98 at STL	Alex Gonzalez/ Randy Knorr
3/28/19 vs. COL	Neil Walker/ Jorge Alfaro

HOME RUN HISTORY - CLUB SINGLE SEASON HIGHS/MISCELLANEOUS

GAMES WITH A HR		AT HOME		ON ROAD		PINCH-HIT		WALK-OFF		IN EXTRA-INNINGS	
Total	Year	Total	Year	Total	Year	Total	Year	Total	Year	Total	Year
122	2008	110	2007	114	2008	9	2019	5	2008	5	2003/2008/10/17/2019
119	2007	96	2017	98	2006/2017	8	1999/2009	4	2000/2003/2009	3	1998/1999/2000/2011
114	2017	94	2008	91	2007	7	2007/2008/2012	3	1996/1997/2011/2021	2	Six times
109	2006	86	2009	89	2000	6	2016/2017/2018	2	2001/2015/2017/2019		
105	1996	84	2001/2006	87	2021	5	2000/2014				

EXTRA-INNING WALK-OFFS		LEADOFF		LEADOFF ON ROAD		LEADOFF AT HOME		INSIDE-THE-PARK		SETS OF BACK-TO-BACK	
Total	Year	Total	Year	Total	Year	Total	Year	Total	Year	Total	Year
3	2003	10	2008	6	2007/2008	5	2006/2019	3	1995	8	2002/2019
2	2008/2019	9	2007	2	Six times	4	2008	2	1997/2001/2004/2015	7	2008
		7	2006/2019			3	2007			6	1996/2000/2006
		3	Six times			2	Six times			5	Nine times
		2	1993/1996/1997/2012/2013							4	1995/1999/2001/2018

GO-AHEAD		GAME-TYING		SOLO		TWO-RUN		THREE-RUN		GRAND SLAM	
Total	Year	Total	Year	Total	Year	Total	Year	Total	Year	Total	Year
72	2008	27	2008	117	2007	66	2008	29	2021	9	1997
58	2017/2021	26	2017	116	2008	63	2007	27	2017	7	1995/2011
56	2007	24	2007	108	2017	59	2006	24	2003/2010	6	2001/2009
54	2000/2003/2004	21	2006/2011	101	2006	57	2017	22	2008	5	Six times
53	2009	20	1996/1999	99	2001	50	2009	21	2000/2006	4	Five times

VS. SINGLE TEAM		VS. SINGLE TEAM - ALL-TIME		VS. NON-NL EAST TEAM		VS. NON-NL EAST - ALL-TIME		VS. AL TEAMS		VS. AL TEAMS - ALL-TIME	
Total	Opp. (Year)	Total	Opponent	Total	Opp. (Year)	Total	Opponent	Total	Opp. (Year)	Total	Opponent
33	WSH (2007)	485	PHI (1995)	18	COL (1995)	218	COL	9	TB (2007/2010)	102	TB
29	PHI (2004/2017)	441	WSH	17	COL (1996)	214	CHC	7	TB (1999)/TEX (2017)	39	BOS/TOR
28	WSH (2009)	397	ATL	16	CIN (2007)	211	CIN	6	Seven times	38	BAL
27	WSH (2008)	390	NYM	15	CIN (2008)/PIT (1995)/SF (1993)	204	SF	5	20 times	31	NY
26	PHI (2001)	218	COL	14	Four times	182	SD	4	19 times	22	CHW/TEX

INNING RECORDS - PLAYERS

BATTING

PLATE APPEARANCES			HITS		
PA	Player (last)	Date (Inning)	Hits	Player (last)	Date (Inning)
2	Many times (Jesus Aguilar)	9/3/21 vs. PHI (6th)	2	Many times (Miguel Rojas)	9/3/21 vs. PHI (6th)
RUNS SCORED			RBI		
Runs	Player (last)	Date (Inning)	RBI	Player (last)	Date (Inning)
2	Many times (Alex Jackson)	8/13/21 vs. CHC (2nd)	5	J.T. Realmuto	8/12/15 vs. BOS (6th)
HOME RUNS			EXTRA-BASE HITS		
HR	Player (last)	Date (Inning)	XBH	Player (last)	Date (Inning)
2	Gary Sheffield	7/13/97 vs. PHI (4th)	2	Six times (Marcell Ozuna)	7/26/17 at TEX (4th)
STOLEN BASES			TOTAL BASES		
SB	Player (last)	Date (Inning)	TB	Player (last)	Date (Inning)
3	Jon Berti	8/25/20 at NYM (6th)	8	Gary Sheffield	7/13/97 vs. PHI (4th)

PITCHING

BATTERS FACED			RUNS ALLOWED		
BF	Player (last)	Date (Inning)	R	Player (last)	Date (Inning)
13	Pablo López	5/10/19 at NYM (1st)	8	Eight times (Sandy Alcantara)	8/6/21 at COL (4th)
HITS ALLOWED			WALKS		
H	Player (last)	Date (Inning)	BB	Player (last)	Date (Inning)
8	Three times (Pablo López)	5/10/19 at NYM (1st)	6	Ryan Dempster	10/5/01 at ATL (1st)
STRIKEOUTS			HOME RUNS ALLOWED		
SO	Player (last)	Date (Inning)	HR	Player (last)	Date (Inning)
4	Three times (A.J. Burnett)	7/5/02 vs. NYM (1st)	3	19 times (Ross Detwiler)	7/7/21 vs. LAD (3rd)
HIT BATTERS			WILD PITCHES		
HB	Player (last)	Date (Inning)	WP	Player (last)	Date (Inning)
3	Three times (Pablo López)	9/16/19 at ARI (1st)	3	Brian Sanchez	8/30/10 vs. WSH (7th)

FIELDING

ERRORS			OUTFIELD ASSISTS		
E	Player (last)	Date (Inning)	OF Asst.	Player (last)	Date (Inning)
2	Many times (Sandy Alcantara)	9/19/21 vs. PIT (2nd)	2	Three times (Giancarlo Stanton)	7/14/13 vs. WSH (4th)
PASSED BALLS					
PB	Player (last)	Date (Inning)			
2	Eight times (Rob Brantly)	8/22/12 at ARI (4th)			

BATTING - EXTRA INNINGS ONLY

PLATE APPEARANCES			HITS		
PA	Player (last)	Date (Inning)	Hits	Player (last)	Date (Inning)
2	Four times (Ed Lucas)	5/28/14 at WSH (10th)	1	Many times (Starlin Castro)	9/27/19 at PHI (14th)
RUNS SCORED			RBI		
Runs	Player (last)	Date (Inning)	RBI	Player (last)	Date (Inning)
1	Many times (Garrett Cooper)	9/3/19 at PIT (10th)	4	Twice (Giancarlo Stanton)	8/1/11 at NYM (10th)
HOME RUNS			EXTRA-BASE HITS		
HR	Player (last)	Date (Inning)	XBH	Player (last)	Date (Inning)
1	Many times (Garrett Cooper)	9/3/19 at PIT (10th)	1	Many times (Garrett Cooper)	9/3/19 at PIT (10th)
STOLEN BASES			TOTAL BASES		
SB	Player (last)	Date (Inning)	TB	Player (last)	Date (Inning)
2	Juan Pierre	4/29/13 vs. NYM (12th)	4	Many times (Garrett Cooper)	9/3/19 at PIT (10th)

PITCHING - EXTRA INNINGS ONLY

BATTERS FACED			RUNS ALLOWED		
BF	Player (last)	Date (Inning)	R	Player (last)	Date (Inning)
11	Chris Hatcher	7/8/13 vs. ATL (14th)	6	Chris Hatcher	7/8/13 vs. ATL (14th)
HITS ALLOWED			WALKS		
H	Player (last)	Date (Inning)	BB	Player (last)	Date (Inning)
5	Joe Borowski	9/17/06 at ATL (10th)	4	Four times (Tyler Kinley)	6/9/19 vs. ATL (10th)
STRIKEOUTS			HOME RUNS ALLOWED		
SO	Player (last)	Date (Inning)	HR	Player (last)	Date (Inning)
3	Many times (Jarlin Garcia)	6/9/19 vs. ATL (11th)	2	Twice (Kevin Gregg)	6/27/07 vs. PIT (10th)
HIT BATTERS			WILD PITCHES		
HB	Player (last)	Date (Inning)	WP	Player (last)	Date (Inning)
1	Many times (Kyle Keller)	9/27/19 at PHI (11th)	1	Many times (Jeff Brigham)	9/24/19 at NYM (11th)

FIELDING - EXTRA INNINGS ONLY

ERRORS			OUTFIELD ASSISTS		
E	Player (last)	Date (Inning)	OF Asst.	Player (last)	Date (Inning)
1	Many times (Miguel Rojas)	9/27/19 at PHI (15th)	1	Many times (JT Riddle)	6/19/19 at STL (10th)
PASSED BALLS					
PB	Player (last)	Date (Inning)			
1	Seven times (A.J. Ellis)	9/3/17 vs. PHI (12th)			

INNING RECORDS - CLUB

BATTING					
PLATE APPEARANCES		HITS		RUNS	
PA	Date (Inning)	H	Date (Inning)	R	Date (Inning)
15	6/4/19 at MIL (5th)	10	4x; last, 8/12/15 vs. BOS (6th)	11	8/13/21 vs. COL (2nd)
HOME RUNS		EXTRA-BASE HITS		STOLEN BASES	
HR	Date (Inning)	XBH	Date (Inning)	SB	Date (Inning)
4	8/26/98 at STL (9th)	5	4x; last, 7/3/12 at MIL (8th)	4	6x; last, 4/18/03 at NYM (4th)

PITCHING					
BATTERS FACED		RUNS ALLOWED		HITS ALLOWED	
BF	Date (Inning)	R	Date (Inning)	H	Date (Inning)
19	6/27/03 at BOS (1st)	14	6/27/03 at BOS (1st)	13	6/27/03 at BOS (1st)
WALKS		HOME RUNS ALLOWED		HIT BATTERS	
BB	Date (Inning)	HR	Date (Inning)	HB	Date (Inning)
7	10/5/01 at ATL (1st)	4	4/19/16 vs. WSH (7th)	3	3x; last, 9/16/19 at ARI (1st)
WILD PITCHES					
WP	Date (Inning)				
3	8/30/10 vs. WSH (7th)				

FIELDING					
ERRORS		OUTFIELD ASSISTS		PASSED BALLS	
E	Date (Inning)	OF Assists	Date (Inning)	PB	Date (Inning)
4	9/17/05 vs. PHI (9th)	2	7/14/13 vs. WSH (4th)	2	8/22/12 at ARI (4th)

BATTING - EXTRA INNINGS ONLY					
PLATE APPEARANCES		HITS		RUNS	
PA	Date (Inning)	H	Date (Inning)	R	Date (Inning)
11	6/10/02 at KC (14th)	5	9/10/96 at NYM (12th)	7	6/10/02 at KC (14th)
HOME RUNS		EXTRA-BASE HITS		STOLEN BASES	
HR	Date (Inning)	XBH	Date (Inning)	SB	Date (Inning)
2	7/9/17 at SF (11th)	3	3x; last, 4/30/09 at CHC (10th)	2	2x; last, 7/9/18 vs. MIL (10th)

PITCHING - EXTRA INNINGS ONLY					
BATTERS FACED		RUNS ALLOWED		HITS ALLOWED	
BF	Date (Inning)	R	Date (Inning)	H	Date (Inning)
11	2x; last, 7/31/15 vs. SD (11th)	6	3x; last, 9/21/19 vs. WSH (10th)	5	2x; last, 9/21/19 vs. WSH (10th)
WALKS		HOME RUNS ALLOWED		HIT BATTERS	
BB	Date (Inning)	HR	Date (Inning)	HB	Date (Inning)
4	5x; last, 6/9/19 vs. ATL (10th)	2	2x; last, 6/27/07 vs. PIT (10th)	1	Many times; last, 9/27/19 at PHI (11th)
WILD PITCHES					
WP	Date (Inning)				
1	Many times; last, 9/24/19 at NYM (11th)				

FIELDING - EXTRA INNINGS ONLY					
ERRORS		OUTFIELD ASSISTS		PASSED BALLS	
E	Date (Inning)	OF Assists	Date (Inning)	PB	Date (Inning)
2	2x; last, 7/8/13 vs. ATL (14th)	1	Many times; last, 6/19/19 at STL (10th)	1	Seven times; last, 9/3/17 vs. PHI (12th)

FRONT OFFICE

FIELD STAFF

PLAYERS

CLUB HISTORY

PLAYER DEVELOPMENT

OPPONENTS

GENERAL INFORMATION

STREAKS - PLAYERS

BATTING

HITS - CONSECUTIVE GAMES

OVERALL			
Games	Player	Year	Range
35	Luis Castillo	2002	May 8-June 21
26	Jose Reyes	2012	July 13-August 8
	Emilio Bonifacio	2011	June 28-July 28
25	Kevin Millar	2002	August 24-September 19
22	Luis Castillo	1999	August 9-September 3
	Edgar Renteria	1996	July 25-August 16

AT HOME			
Games	Player	Year	Range
22	Kevin Millar	2002	August 3-September 28
19	Cody Ross	2010	April 15-May 28
17	Miguel Cabrera	2007	June 30-August 4
	Juan Encarnacion	2003	August 14-September 25
	Luis Castillo	2002	May 8-June 21

ON ROAD			
Games	Player	Year	Range
27	Luis Castillo	2002	May 5-July 16
21	Casey McGehee	2014	May 15-July 7
19	Greg Dobbs	2012	June 21-August 5
	Cliff Floyd	2001	May 13-June 28
18	Jeremy Hermida	2008	June 2-July 8
	Miguel Cabrera	2004	July 16-August 18
	Mike Lowell	2000	July 27-September 5

VS. ONE OPPONENT - OVERALL			
Games	Opp.	Player	Range
23	Tampa Bay	Luis Castillo	June 4, 1999-June 21, 2003 *
	Cincinnati	Jeff Conine	May 4, 1993-May 9, 1995
22	Atlanta	Chris Coghlan	August 23, 2009-June 8, 2011
21	Los Angeles-NL	J.T. Realmuto	May 11, 2015-May 16, 2018 *
	Tampa Bay	Marcell Ozuna	May 27, 2013-May 4, 2017 *
20	Houston	Hanley Ramirez	July 15, 2006-April 20, 2010
	Colorado	Jeff Conine	June 19, 1995-August 13, 1996
19	Milwaukee	Hanley Ramirez	April 25, 2008-July 4, 2012
	New York-NL	Dee Gordon	April 18, 2015-April 12, 2016
	New York-NL	Luis Castillo	May 24, 2002-April 9, 2003
18	San Francisco	Juan Pierre	May 7, 2003-August 14, 2005
17	Los Angeles-NL	Edgar Renteria	July 25, 1996-May 8, 1998
	Philadelphia	Marcell Ozuna	June 24, 2014-August 21, 2015
	Pittsburgh	Miguel Cabrera	July 6, 2004-July 22, 2006
16	Montreal	Juan Pierre	July 12, 2003-April 14, 2004
	Cincinnati	Luis Castillo	August 27, 2000-May 25, 2003
15	New York-NL	Juan Pierre	June 4, 2004-September 9, 2004

*Opened career

REACHED BASE W/O AN ERROR - CONSECUTIVE GAMES

OVERALL			
Games	Player	Year	Range
46	Luis Castillo	2002	April 25-June 21
43	Kevin Millar	2002	August 10-September 28
42	Logan Morrison	2010	August 7-September 23
37	Cliff Floyd	2000	April 30-June 11
36	Marcell Ozuna	2016	April 21-May 29
	Hanley Ramirez	2006	July 27-September 3

AT HOME			
Games	Player	Year	Range
47	Hanley Ramirez	2007-'08	July 19-May 2
33	Juan Pierre	2003-'04	July 29-April 10
31	Gaby Sanchez	2010	May 31-August 22
	Luis Castillo	2000	May 9-July 28
28	Gaby Sanchez	2010-'11	August 31-April 22
26	Giancarlo Stanton	2011	July 20-September 28
	Hanley Ramirez	2010-'11	August 4-April 21
	Hanley Ramirez	2008-'09	July 31-April 11

ON ROAD			
Games	Player	Year	Range
35	Christian Yelich	2016	May 29-August 17
33	Luis Castillo	2002	April 22-July 16
30	Hanley Ramirez	2009	June 28-September 14
	Dan Uggla	2006	June 5-August 14
	Alex Gonzalez	2005	May 14-July 16
29	Garrett Cooper	2018-'19	July 20-July 22
	Miguel Cabrera	2005	June 15-August 6

VS. ONE OPPONENT - OVERALL			
Games	Opp.	Player	Range
49	Washington	Hanley Ramirez	July 4, 2006-April 8, 2009
33	Washington	Miguel Cabrera	June 4, 2005-April 22, 2007
30	Colorado	Jeff Conine	July 7, 1994-August 13, 1996
29	New York-NL	Chris Coghlan	May 29, 2009-May 16, 2011
28	Philadelphia	Christian Yelich	September 17, 2013-October 3, 2015
27	Los Angeles-NL	Luis Castillo	September 8, 1999-August 18, 2004
26	Arizona	Christian Yelich	July 7, 2014-September 23, 2017
	New York-NL	Luis Castillo	June 24, 2003-April 20, 2005
	Washington	Josh Willingham	April 3, 2007-July 2, 2008
24	Atlanta	Chris Coghlan	August 21, 2009-June 8, 2011
	New York-NL	Juan Pierre	June 4, 2004-May 29, 2005
	New York-NL	Mike Lowell	June 19, 2003-September 9, 2004
	Colorado	Miguel Cabrera	April 26, 2004-September 16, 2007
23	New York-NL	Donovan Solano	September 1, 2012-July 11, 2014
	Washington	Jeremy Hermida	July 4, 2006-April 18, 2008
	Washington	Greg Colbrunn	June 25, 1994-September 5, 1996
	Tampa Bay	Luis Castillo	June 4, 1999-June 21, 2003
	Cincinnati	Jeff Conine	May 4, 1993-May 9, 1995
	Colorado	Hanley Ramirez	June 2, 2006-April 24, 2010

HOME RUNS - CONSECUTIVE GAMES

OVERALL			
Games	Player (last)	Year	Range
6	Giancarlo Stanton	2017	August 10-15
4	Nine times (last, Justin Bour)	(2017)	(September 19-23)

AT HOME			
Games	Player	Year	Range
5	Giancarlo Stanton	2017	August 11-15
	Gary Sheffield	1994	April 16-27
4	Jorge Cantu	2008	May 25-June 7
	Cliff Floyd	2001	July 16-21

ON ROAD			
Games	Player	Year	Range
6	Giancarlo Stanton	2012	August 24-September 9
5	Cody Ross	2008	May 10-28
	Charles Johnson	1997	July 23-August 8
4	Marcell Ozuna	2014	September 8-11
	Giancarlo Stanton	2012	August 8-18
	Josh Willingham	2008	September 22-26
	Hee-Seop Choi	2004	April 26-30
	Cliff Floyd	2002	April 7-30

VS. ONE OPPONENT - OVERALL			
Games	Opp.	Player	Range
4	PHI	Giancarlo Stanton	May 30-July 19, 2017
	COL	Giancarlo Stanton	June 20, 2016-August 13, 2017
	WSH	Josh Willingham	April 22-July 15, 2007
3	ARI	Miguel Rojas	July 27-29, 2019
	PHI	Brian Anderson	April 13-June 28, 2019
	WSH	Giancarlo Stanton	September 19, 2016-June 19, 2017
	OAK	Marcell Ozuna	June 29, 2014-June 14, 2017
	CHC	Giancarlo Stanton	June 2, 2015-June 23, 2016
	ATL	Justin Bour	September 25-27, 2015
	SF	Justin Bour	June 30-July 2, 2015
	NYM	Giancarlo Stanton	September 1-3, 2014
	CHC	Giancarlo Stanton	April 27, 2013-June 16, 2014
	SF	Giancarlo Stanton	August 14, 2011-May 25, 2012
	ARI	Dan Uggla	May 20-21, 2009
	WSH	Hanley Ramirez	April 20-July 1, 2008
	ARI	Cody Ross	August 15, 2007-June 27, 2008
	NYM	Josh Willingham	September 11-13, 2006
	PHI	Miguel Cabrera	April 10-July 26, 2004
	NYM	Alex Gonzalez	May 30-July 10, 2004
	CHC	Derrek Lee	June 24, 2000-September 3, 2001
	LAD	Kevin Millar	August 16, 2000-August 22, 2001
	BOS	Cliff Floyd	June 5-7, 2000
	MON	Gary Sheffield	September 7, 1996-June 26, 1997
	COL	Charles Johnson	May 10-12, 1996
	SF	Gary Sheffield	April 16, 1994-April 5, 1996

STREAKS - PLAYERS

MISCELLANEOUS - CONSECUTIVE GAMES

FRONT OFFICE

FIELD STAFF

PLAYERS

CLUB HISTORY

PLAYER DEVELOPMENT

OPPONENTS

GENERAL INFORMATION

RBI			
Games	Player	Year	Range
14	Jorge Cantu	2009-10	September 29-April 15
10	Hanley Ramirez	2009	June 21-July 1
8	Giancarlo Stanton	2011	May 11-20
	Gaby Sanchez	2010	August 19-27
	Jorge Cantu	2008	September 9-19
	Mike Lowell	2003	July 13-27
	Ivan Rodriguez	2003	June 24-July 1
	Moises Alou	1997	June 6-16
	Gary Sheffield	1994	April 25-May 3

DOUBLES			
Games	Player	Year	Range
5	Cody Ross	2009	May 16-20
	Carlos Delgado	2005	May 1-7
	Mike Lowell	2005	April 24-May 1
	Kevin Miller	2002	September 5-10
	Bobby Bonilla	1997	May 17-23
4	Many times		

HIT-BY-PITCH			
Games	Player	Year	Range
3	Dee Gordon	2017	May 17-19
	Derek Dietrich	2015	June 30-July 2
	Aaron Boone	2007	May 23-25
	Carlos Delgado	2005	July 16-18
	Cliff Floyd	2000	May 12-16

RUN SCORED			
Games	Player	Year	Range
10	Dan Uggla	2007	August 25-September 5
9	Cameron Maybin	2010	April 7-15
	Chris Coghlan	2009	September 11-20
	Jorge Cantu	2008	September 8-19
	Hanley Ramirez	2008	April 18-26
	Hanley Ramirez	2006	August 20-30
	Alex Gonzalez	2001	July 12-20
8	14 times		

TRIPLES			
Games	Player	Year	Range
2	24 times		

STOLEN BASES			
Games	Player	Year	Range
4	15 times		

EXTRA-BASE HITS			
Games	Player	Year	Range
10	Cliff Floyd	2001	July 12-21
8	Jorge Cantu	2008	September 9-19
6	10 times		

WALKS			
Games	Player	Year	Range
10	Jeff Conine	1995	August 11-20
9	Miguel Cabrera	2007	August 7-16
	Luis Castillo	2000	April 4-13
	Gary Sheffield	1997	June 10-20
8	Miguel Cabrera	2006	June 10-18
	Derrek Lee	2002	September 20-28
	Gary Sheffield	1996	April 7-14
	Gary Sheffield	1995	May 3-10

STRIKEOUTS			
Games	Player	Year	Range
26	Jose Urena	2017-18	August 16-July 9
23	Jorge Alfaro	2019	July 31-August 31
20	Justin Ruggiano	2013	April 15-May 7
19	Giancarlo Stanton	2015	May 13-June 2
18	Sandy Alcantara	2019	April 17-August 5
17	Giancarlo Stanton	2012	August 26-September 14
	Jeremy Hermida	2007	May 19-June 5
16	Six times		

GAMES PLAYED			
Games	Player	Year	Range
486	Juan Pierre	2017	3/31/03 to 10/02/05
315	Derrek Lee	2015	8/11/01 to 7/28/03
307	Jeff Conine	2015	4/5/93 to 5/28/95
258	Preston Wilson	2015	8/28/99 to 6/13/01
180	Adeiny Hechavarria	2017	5/2/13 to 5/20/14
	Dan Uggla	2010	8/10/09 to 8/29/10

GAMES STARTED			
Games	Player	Year	Range
299	Juan Pierre	2017	5/1/03 to 4/8/05
212	Derrek Lee	2015	6/2/02 to 7/28/03
149	Dan Uggla	2010	8/3/06 to 7/17/07
130	Gary Sheffield	1996	4/1/96 to 8/24/96
122	Gaby Sanchez	2019	9/13/10 to 7/24/11

TOP STREAKS BY PLATE APPEARANCE / AT-BAT

CONSECUTIVE PLATE APPEARANCES WITH A...			
Stat	Streak	Player	Range
Hit	8	Christian Yelich	10/3/15
		Preston Wilson	5/12/01 to 5/15/01
Reaching Base	10	Cameron Maybin	9/17/08 to 9/19/08
		Derrek Lee	9/25/02 to 9/27/02
		Juan Encarnacion	7/1/05 to 7/2/05
XBH	4	Giancarlo Stanton	6/8/15 to 6/9/15
		Cody Ross	6/12/09 to 6/13/09
		Alex Gonzalez	6/14/00 to 6/16/00
Home Run	2	Many (last, Harold Ramirez)	8/29/19 to 8/30/19
RBI	4	Many (last, JT Riddle)	5/19/17 to 5/20/17
Walk	6	Ivan Rodriguez	4/8/03 to 4/9/03
Strikeout	11	Sandy Alcantara	9/8/19 to 9/29/19

CONSECUTIVE AT-BATS WITH A...			
Stat	Streak	Player	Range
Hit	8	Christian Yelich	10/3/15
		Cameron Maybin	9/18/08 to 9/19/08
		Preston Wilson	5/12/01 to 5/15/01
		Gary Sheffield	9/17/95 to 9/18/95
XBH	4	Many (last, Giancarlo Stanton)	7/5/16 to 7/6/16
Home Run	4	Giancarlo Stanton	7/5/16 to 7/6/16
RBI	4	Many (last, Justin Bour)	4/30/17
Strikeout	18	Sandy Alcantara	8/22/19 to 9/29/19

STREAKS - PLAYERS

PITCHING

CONSECUTIVE WINS

OVERALL - CONSECUTIVE STARTS WITH A WIN

Length	Player	Year	Range
8	Chris Hammond	1993	May 26-July 2
	José Fernández	2016	April 28-June 5
7	A.J. Burnett	2005	July 19-Aug. 19
	Dontrelle Willis	2005	April 8-May 11
	Dontrelle Willis	2003	May 25-June 26

AT HOME - CONSECUTIVE STARTS WITH A WIN

Length	Player	Year	Range
8	José Fernández	2013-'14	July 28-April 5
7	Kevin Brown	1996-'97	Aug. 14-April 6
6	Kevin Brown	1996	May 28-July 24
	Anibal Sanchez	2006-'08	Sept. 6-July 31
	Dontrelle Willis	2005	April 8-May 23
	José Fernández	2016	April 18-June 5

ON ROAD - CONSECUTIVE STARTS WITH A WIN

Length	Player	Year	Range
7	Ricky Nolasco	2010	June 23-Aug. 17
6	Carl Pavano	2004	July 22-Sept. 10
5	Dontrelle Willis	2006-'07	Sept. 15-April 28
	Dontrelle Willis	2005	Aug. 7-Sept. 22
	Ryan Dempster	2001	July 3-Aug. 5
	Livan Hernandez	1998	June 20-Aug. 10

OVERALL VS. ONE OPPONENT - CONSECUTIVE STARTS WITH A WIN

Length	Player	Year/Opponent	Range
6	Brad Penny	2000-'02/MTL	Sept. 28-April 4
5	Dontrelle Willis	2003-'04/NYM	June 16-July 11
	Ricky Nolasco	2006-'10/COL	June 3-July 21
	Ryan Dempster	2000-'01/NYM	May 7-July 19

OVERALL - CONSECUTIVE DECISIONS WITH A WIN

Length	Player	Year	Range
9	Livan Hernandez	1997	June 28-Aug. 31
	Pat Rapp	1995	Aug. 11-Sept. 27
8	Dontrelle Willis	2003	May 25-July 13
	José Fernández	2016	April 28-June 5
	Brad Penny	2000-'01	July 13-May 19
	Chris Hammond	1993	May 26-July 2

AT HOME - CONSECUTIVE DECISIONS WITH A WIN

Length	Player	Year	Range
17	José Fernández	2013-'15	June 1-Sept. 25
9	José Fernández	2016	April 18-July 23
8	Kevin Brown	1996-'97	Aug. 14-April 29
7	Robb Nen	1996-'97	April 6-May 20
	Anibal Sanchez	2006-'08	Aug. 21-July 31

ON ROAD - CONSECUTIVE DECISIONS WITH A WIN

Length	Player	Year	Range
9	Carl Pavano	2004	June 4-Sept. 10
8	José Ureña	2017	May 7-Aug. 22
7	Ricky Nolasco	2010	June 23-Aug. 17
6	Edward Mujica	2011	April 15-July 17
	Brad Penny	2000-'01	July 13-June 10

OVERALL VS. ONE OPPONENT - CONSECUTIVE DECISIONS WITH A WIN

Length	Player	Year/Opponent	Range
8	Josh Johnson	2006-'12/WSH	May 4-May 30
	Anibal Sanchez	2006-'12/WSH	July 19-May 29
7	Josh Johnson	2006-'09/NYM	May 26-Aug. 26
	José Fernández	2013-'16/WSH	Sept. 6-Sept. 20
6	Ricky Nolasco	2006-'09/WSH	July 17-June 29
	Brad Penny	2000-'02/MTL	Sept. 28-April 4

CONSECUTIVE LOSSES

OVERALL - CONSECUTIVE STARTS WITH A LOSS

Length	Player	Year	Range
7	Brad Hand	2011-'13	Aug. 8-Sept. 13
	Tom Koehler	2015	July 29-Aug. 29
	Elieser Hernandez	2018-'19	May 21-June 17
6	Edinson Volquez	2017	April 19-May 24

AT HOME - CONSECUTIVE STARTS WITH A LOSS

Length	Player	Year	Range
6	Jack Armstrong	1993	Aug. 12-Oct. 3
	Livan Hernandez	1998	July 9-Sept. 1
	José Ureña	2015-'16	June 28-Sept. 6
5	Trevor Richards	2019	June 8-July 17
	Pat Rapp	1996	May 15-June 23
	Chris Volstad	2011	May 7-July 5
	José Ureña	2018	April 9-May 13

ON ROAD - CONSECUTIVE STARTS WITH A LOSS

Length	Player	Year	Range
5	Joe Fontenot	1998	May 30-July 2
	Josh Johnson	2012	Aug. 9-Sept. 26
	Dennis Springer	1999	Aug. 15-Oct. 3
	Edinson Volquez	2017	April 9-May 24
	Nathan Eovaldi	2014	Aug. 26-Sept. 27

OVERALL - CONSECUTIVE DECISIONS WITH A LOSS

Length	Player	Year	Range
10	Brian Moehler	2005-'06	July 26-May 9
9	Dontrelle Willis	2007	June 3-Aug. 8
	Brad Ziegler	2017-'18	May 1-May 30
	Jacob Turner	2013-'14	July 19-May 18
8	Six times (last, José Ureña)	2017-'18	

AT HOME - CONSECUTIVE DECISIONS WITH A LOSS

Length	Player	Year	Range
8	Vladimir Nunez	1999-2001	Aug. 5-April 22
	José Ureña	2018	March 29-July 23
7	Livan Hernandez	1998-'99	July 9-April 6
	Dontrelle Willis	2007	May 9-Aug. 3

ON ROAD - CONSECUTIVE DECISIONS WITH A LOSS

Length	Player	Year	Range
11	Andrew Miller	2008-'10	June 22-Sept. 29
	Jacob Turner	2012-'14	Aug. 22-May 18
8	Steve Cishek	2013-'15	April 7-July 7
	A.J. Burnett	2002-'04	Aug. 7-Aug. 17
	Michael Tejera	2002-'04	June 11-July 1

FRONT OFFICE

FIELD STAFF

PLAYERS

CLUB HISTORY

PLAYER DEVELOPMENT

OPPONENTS

GENERAL INFORMATION

SCORELESS INNING STREAKS

STARTER - OVERALL

Length	Player	Year	Range
29.0	Javier Vazquez	2011	Sept. 5-27
26.0	Henderson Alvarez	2014	May 22-June 8
24.2	Pat Rapp	1995	Sept. 12-27
24.0	Chris Hammond	1994	May 5-21
	Dontrelle Willis	2005	April 8-18
23.0	Anibal Sanchez	2006	July 6-25
	Jose Fernandez	2016	May 26-June 11
21.0	A.J. Burnett	2002	Aug. 12-Sept. 27
20.0	Josh Johnson	2010	May 13-29

RELIEVER - OVERALL

Length	Player	Year	Range
26.1	Luis Aquino	1994	May 15-July 26
20.2	Kyle Barraclough	2018	May 11-June 30
20.0	Jarlin Garcia	2019	June 14-Aug. 1
19.2	Drew Steckenrider	2018	May 22-July 8
18.2	Todd Jones	2005	July 19-Aug. 27
18.0	Clay Hensley	2010	Aug. 25-Oct. 3
17.2	Robb Nen	1995	July 21-Aug. 28
17.1	Ryan Webb	2013	April 20-May 20
17.0	Steve Cishek	2013	June 8-July 14

STARTER - AT HOME

Length	Player	Year	Range
31.0	Dontrelle Willis	2003	May 31-July 2
27.0	Henderson Alvarez	2014	May 6-June 15
26.0	A.J. Burnett	2005	July 6-Aug. 14
25.0	José Fernández	2016	May 21-June 26
23.0	José Fernández	2016	Aug. 8-Sept. 20
	Dontrelle Willis	2005	April 8-23

RELIEVER - AT HOME

Length	Player	Year	Range
25.2	Brian Sanches	2009	May 19-Aug. 28
21.1	Bryan Morris	2014	June 14-Sept. 3
20.0	AJ Ramos	2015	May 1-July 31
19.0	Clay Hensley	2010	April 11-May 30
18.2	Doug Waechter	2008	April 18-June 6

STARTER - ON ROAD

Length	Player	Year	Range
29.0	Dontrelle Willis	2005	June 13-July 17
26.0	Javier Vazquez	2011	Aug. 18-Sept. 16
21.0	Carlos Zambrano	2012	April 20-May 18
20.0	Josh Johnson	2010	May 8-July 2
18.0	Jesus Sanchez	2000	July 18-Aug. 8

RELIEVER - ON ROAD

Length	Player	Year	Range
19.2	Steve Cishek	2013	June 8-Sept. 22
19.0	Luis Aquino	1994	May 15-Aug. 6
16.2	Armando Benitez	2004	April 15-June 4
16.0	Braden Looper	2000	April 13-June 28
15.2	Todd Jones	2005	July 19-Sept. 22

MISCELLANEOUS PITCHING STREAKS - OVERALL ONLY

TEAM WINS WHEN PITCHER STARTS

Length	Player	Year	Range
10	Henderson Alvarez	2014	May 16-July 6
9	Chris Hammond	1993	May 19-July 2
8	José Fernández	2016	April 28-June 5
7	Six times		

TEAM LOSSES WHEN PITCHER STARTS

Length	Player	Year	Range
14	José Ureña	2017-'18	Sept. 26-May 30
12	Brian Moehler	2005-'06	July 26-April 28
10	Sergio Mitre	2006-'07	April 11-May 5
	Jack Armstrong	1993	July 22-Sept. 9
9	Three times		

CONSECUTIVE NO-DECISIONS - STARTERS

Length	Player	Year	Range
5	Brad Penny	2000	May 27-June 18
	Marc Valdes	1995-'96	Aug. 28-Aug. 4
	David Weathers	1996	June 13-July 7
	Tom Koehler	2014	Aug. 23-Sept. 14
	Adam Conley	2015-'16	Sept. 23-April 13
	Caleb Smith	2018-'19	June 13-April 7

CONSECUTIVE SAVES CONVERTED

Length	Player	Year	Range
33	Steve Cishek	2013-'14	June 8-April 22
	AJ Ramos	2015-'16	Sept. 8-June 25
27	Todd Jones	2005	June 11-Sept. 13
21	Bryan Harvey	1993	April 10-June 25
19	Juan Carlos Oviedo	2010-'11	Sept. 30-May 24

CONSECUTIVE BLOWN SAVES

Length	Player	Year	Range
11	Renyel Pinto	2007-'09	May 5-July 1
10	AJ Ramos	2012-'15	Sept. 7-April 28
9	Kyle Barraclough	2015-'17	Sept. 11-Sept. 12
	Mike Dunn	2014-'16	Aug. 19-Sept. 23
8	Tayron Guerrero	2018-'19	May 20-July 18

CONSECUTIVE STRIKEOUTS TO BEGIN A GAME

Length	Player	Date
9*	Pablo Lopez	7/11/21
5	Scott Olsen	6/28/07

*MLB Record

FRONT OFFICE

FIELD STAFF

PLAYERS

CLUB HISTORY

PLAYER DEVELOPMENT

OPPONENTS

GENERAL INFORMATION

STREAKS - PLAYERS / TEAM STREAKS

ERRORLESS STREAKS BY GAMES - BY POSITION

PITCHER				CATCHER			
Length	Player	Year	Range	Length	Player	Year	Range
272	AJ Ramos	2013-17	May 7-May 7	172	Charles Johnson	1996-97	June 24-Sept. 28
245	Braden Looper	2000-03	Aug. 5-Sept. 28	82	Mike Redmond	1999-2000	Aug. 1-July 23
220	Robb Nen	1994-97	April 29-July 25	81	Bryan Holaday	2018-19	March 31-Aug. 28
199	Armando Almanza	1999-2003	July 29-April 27	75	Brett Hayes	2010-12	May 15-April 8
193	Juan Carlos Oviedo	2009-11	May 20-Sept. 21	71	Charles Johnson	1998-2001	April 18-June 10

FIRST BASE				SECOND BASE			
Length	Player	Year	Range	Length	Player	Year	Range
104	Wes Helms	2006-08	April 17-April 30	70 *	Miguel Rojas	2015-19	July 11-April 15
90	Derrek Lee	2000-01	Sept. 3-June 18	69	Luis Castillo	2003-04	July 11-April 9
83	Justin Bour	2017-18	May 7-April 8	67	Dee Gordon	2015	June 26-Sept. 25
76	Justin Bour	2016-17	May 20-May 5	65	Dave Berg	1998-2000	April 20-Sept. 23
	Miguel Rojas	2016-18	April 5-July 29		Craig Counsell	1998	May 2-July 22

THIRD BASE				SHORTSTOP			
Length	Player	Year	Range	Length	Player	Year	Range
69	Mike Lowell	2004	July 10-Sept. 29	54	Miguel Rojas	2017-18	Sept. 23-May 23
51	West Helms	2008-09	June 27-April 26		Hanley Ramirez	2009	July 4-Sept. 12
49	Martin Prado	2015-16	Aug. 15-April 16	47	Adeiny Hechavarria	2016	May 9-June 30
47	Terry Pendleton	1996	April 2-May 25	46	JT Riddle	2017-18	June 30-June 28
45	Casey McGehee	2014	May 17-July 7	45	Alex Gonzalez	2003	April 23-June 16

LEFT FIELD				CENTER FIELD			
Length	Player	Year	Range	Length	Player	Year	Range
146	Jeff Conine	1996-2004	June 13-June 18	113	Cody Ross	2007-08	Sept. 18-Sept. 27
133	Josh Willingham	2007-08	Aug. 9-Sept. 28	110	Juan Pierre	2003-04	June 15-April 24
111	Chris Coghlan	2010-13	April 28-Sept. 28	103	Juan Pierre	2004	April 26-Aug. 21
108	Christian Yelich	2014-15	May 26-May 10	101	Marcell Ozuna	2014-15	Sept. 2-Aug. 18
102	Christian Yelich	2013-14	July 23-May 24	95	Chris Coghlan	2011-13	April 1-June 8

RIGHT FIELD				AS OUTFIELDER			
Length	Player	Year	Range	Length	Player	Year	Range
223	Juan Encarnacion	2002-04	July 14-Aug. 12	229	Juan Encarnacion	2002-04	July 14-Aug. 12
112	Jeremy Hermida	2008-09	Aug. 8-Sept. 2	208	Chris Coghlan	2010-13	April 28-Sept. 28
	Ichiro Suzuki	2015-16	May 10-Sept. 1	169	Ichiro Suzuki	2015-16	April 12-Sept. 1
103	Brian Anderson	2018-19	May 13-July 14	146	Jeff Conine	1996-2004	June 13-June 18
93	Brett Carroll	2007-10	June 19-June 3	137	Jesus Tavarez	1994-96	May 23-Sept. 29

*current entering 2020

TEAM STREAKS

WINNING STREAKS - OVERALL			WINNING STREAKS - AT HOME			WINNING STREAKS - ON ROAD		
Games	Year	Range	Games	Year	Range	Games	Year	Range
9	2008	September 9-19	14	1995	May 27-August 28	8	1995	July 16-August 5
	2006	August 20-29	10	1996-97	Sept. 8-April 3	7	2016	April 24-30
	2006	June 10-20	9	2006	Aug. 20-Sept. 4		2012	May 1-7
	2004	Aug. 27-Sept. 8		1996	May 6-14		2008-09	Sept. 28-April 19
	1996	May 6-14	8	Five times	Last, June 20-July 1, 2009		2004	Aug. 21-Sept. 10
8	Twice	Last, May 11-20, 1997				6	Three times	Last, July 16-28, 2011

LOSING STREAKS - OVERALL			LOSING STREAKS - AT HOME			LOSING STREAKS - ON ROAD		
Games	Year	Range	Games	Year	Range	Games	Year	Range
11	2011	June 11-20	11	2006	April 15-May 9	15	2019	Aug. 3-Sept. 1
	1998	May 26-June 7		1999	April 28-May 19	12	2018	July 22-Aug. 17
	1998	April 11-12		1994-95	Aug. 10-May 12		2012-13	Sept. 10-April 1
10	1999	June 14-25	10	1998	Aug. 20-Sept. 5	11	1998	May 29-June 17
9	2013	May 21-30	9	2015	May 3-22	10	Four times	Last, May 11-June 5, 2013
	1998	Aug. 27-Sept. 5	8	Twice	Last, May 22-June 9, 2011			

HOME RUN STREAKS - OVERALL			HOME RUN STREAKS - AT HOME			HOME RUN STREAKS - ON ROAD		
Games	Year	Range	Games	Year	Range	Games	Year	Range
14	2008	June 29-July 12	13	2007	July 19-Aug. 16	15	2008	June 17-July 12
13	2009	July 26-Aug. 9	12	2009	May 6-24	12	2012	June 19-July 18
	2009	May 13-25		2008	May 1-21	11	1999	May 9-June 4
12	2007	Aug. 18-29		2007	June 24-July 17	10	Five times	Last, Sept. 16-29, 2019
	2007	July 27-Aug. 9	10	2006	May 10-30			
11	Twice	Last, Aug. 18-29, 2007						

STREAKS W/O A HOME RUN - OVERALL			STREAKS W/O A HOME RUN - AT HOME			STREAKS W/O A HOME RUN - ON ROAD		
Games	Year	Range	Games	Year	Range	Games	Year	Range
9	2013	April 6-15	11	1993-94	Sept. 25-April 13	8	2003	April 6-19
	1993	Sept. 25-Oct. 3	10	2014-15	Sept. 20-April 11	7	2012	Aug. 1-7
7	Five times	Last, May 7-14, 2019		2013	May 17-June 1		1999	Aug. 18-31
			8	2016	Aug. 14-Sept. 5		1994	April 24-May 16
				2012-13	Oct. 3-April 15	6	Three times	Last, Aug. 9-14, 2013
				2005	April 21-May 9			

MISCELLANEOUS			MISCELLANEOUS		
Stat	Streak (Games)	Range	Stat	Streak (Games)	Range
XBH	111	May 27-Sept. 28, 2007	Shutouts of Opp.	3	Twice; last, Aug. 17-19, 2005
No XBH	4	Sept. 12-16, 1993			
Run Scored	64	April 8-June 16, 2003			
No Runs Scored	3	Twice; last, July 19-21, 2013			

COMPLETE GAME HISTORY

LOW-HIT

Hits	Player	Date
0	Edinson Volquez	6/3/17 vs. ARI
0	Henderson Alvarez	9/29/13 vs. DET
0	Anibal Sanchez	9/6/06 vs. ARI
0	Kevin Brown	6/10/97 at SF
0	A.J. Burnett	5/12/01 at SD
0	Al Leiter	5/11/1996 vs. COL
1	Nine times	last, Anibal Sanchez, 9/10/11 at PIT

FEWEST RUNS ALLOWED

Runs	Player	Date
0	64 times	last, Sandy Alcantara, 9/8/19 vs. KC
1	45 times	last, José Ureña, 8/19/18 at WSH
2	17 times	last, Javier Vazquez, 9/27/11 vs. WSH

MOST STRIKEOUTS

Strikeouts	Player	Date
12	Josh Johnson	4/26/10 vs. SD
12	Dontrelle Willis	9/10/06 vs. PHI
11	Five times	last, Anibal Sanchez, 9/10/11 at PIT
10	Four times	last, Edinson Volquez, 6/3/17 vs. ARI

MOST HITS

Hits	Player	Date
12	Kevin Brown	5/25/97 at SD
12	Chris Hammond	6/19/95 at COL
11	Alex Fernandez	7/5/97 at NYM
11	Livan Hernandez	5/11/98 at HOU
10	Livan Hernandez	8/21/98 vs. LAD

MOST RUNS ALLOWED

Runs	Player	Date
5	Four times	last, Ricky Nolasco, 8/16/12 at COL
4	Three times	last, Ryan Dempster, 6/28/02 at TB
3	12 times	last, Josh Johnson, 6/14/09 at TOR

FEWEST STRIKEOUTS

Strikeouts	Player	Date
1	Pat Rapp	4/11/97 at CIN
1	Dontrelle Willis	5/12/04 at HOU
2	Six times	last, Josh Beckett, 8/31/04 at NYM
3	18 times	last, Mark Buehrle, 5/5/12 at SD

FEWEST BATTERS FACED (MIN. 9.0 IP)

BF	Player	Date
27	Edinson Volquez	6/3/17 vs. ARI
28	Five times	last, Sandy Alcantara, 5/19/19 vs. NYM
29	Seven times	last, Carlos Zambrano, 5/7/12 at HOU

FEWEST PITCHES THROWN (MIN. 9.0 IP)

Pitches	Player	Date
88	Henderson Alvarez	6/3/14 vs. TB
89	Sandy Alcantara	5/19/19 vs. NYM
89	A.J. Burnett	6/25/04 at TB
90	Henderson Alvarez	4/19/14 vs. SEA
91	Dontrelle Willis	5/12/04 at HOU

FEWEST WALKS

Walks	Player	Date
0	25 times	last, Henderson Alvarez, 6/3/14 vs. TB
1	51 times	last, Sandy Alcantara, 4/19/19 vs. NYM
2	25 times	last, Sandy Alcantara, 9/8/19 vs. KC

MOST BATTERS FACED

BF	Player	Date
41	Chris Hammond	6/19/95 at COL
41	Livan Hernandez	8/21/98 vs. LAD
37	Five times	last, Livan Hernandez, 4/23/99 vs. ATL
36	Seven times	last, Josh Johnson, 6/14/09 at TOR

MOST PITCHES THROWN

Pitches	Player	Date
152	Livan Hernandez	6/25/98 vs. TB
149	Livan Hernandez	8/21/98 vs. LAD
148	John Burkett	7/3/95 vs. SD
144	Livan Hernandez	6/9/98 vs. TOR
142	Chris Hammond	6/19/95 at COL

MOST WALKS

Walks	Player	Date
9	A.J. Burnett	5/12/01 at SD
5	Ryan Bowen	5/10/93 at NYM
5	Chris Hammond	6/19/95 at COL
5	Kirt Ojala	9/16/98 at MON
4	12 times	last, Anibal Sanchez, 9/6/06 vs. ARI

MARLINS NO-HITTERS



Al Leiter - May 11, 1996 - Joe Robbie Stadium

Colorado	000	000	000	--	0	0	0
Florida	620	012	00x	--	11	11	0

Al Leiter (2 bb, 6 so, 104 pitches) tossed the first no-hitter in Club history. It was the largest margin of victory in a no-hitter since St. Louis's Bob Gibson (also 11-0) on August 14, 1971 vs. Pittsburgh.



Kevin Brown - June 10, 1997 - 3Com Park at Candlestick Point

Florida	000	010	701	--	9	8	0
San Fran.	000	000	000	--	0	0	3

A HBP was all that separated Kevin Brown (7 so, 99 pitches) from a perfect game. He was just the second pitcher in MLB history to fall a HBP short of perfection (two others since).



A.J. Burnett - May 12, 2001 - Qualcomm Stadium

Florida	002	010	000	--	3	7	0
San Diego	000	000	000	--	0	0	3


A.J. Burnett walked nine and struck out seven in his no-hitter in San Diego. He and the Reds' Jim Maloney (8/19/65 vs. CHC) are the only pitchers in MLB history with 9+ BB in a 9.0-inn. no-no.



Anibal Sanchez - September 6, 2006 - Dolphins Stadium

Arizona	000	000	000	--	0	0	0
Florida	010	100	00x	--	2	5	1

Anibal Sanchez (4 bb, 6 so, 103 pitches) no-hit Arizona in his 13th career MLB start. He was just the second Venezuelan to record a no-hitter in MLB history, and the 19th rookie.



Henderson Alvarez - September 29, 2013 - loanDepot park

Detroit	000	000	000	--	0	0	1
Miami	000	000	001	--	1	6	1

Henderson Alvarez (bb, 4 so, 99 pitches) threw the first Closing Day no-hitter in MLB since Mike Witt in 1984. It was also the first



Edinson Volquez - June 3, 2017 - loanDepot park

Arizona	000	000	000	--	0	0	1
Miami	000	100	02x	--	3	9	0

Edinson Volquez (2 bb, 10 so, 98 pitches) threw the 29th no-hitter since 1913 in which the pitcher faced the minimum 27 batters, and just the ninth that was not a perfect game.

TEAM FIELDING - SINGLE GAME RECORDS

Game Type	Errors	ERRORS		MOST DOUBLE PLAYS TURNED				MOST OUTFIELD ASSISTS			
		Occurrences	Date (last)	Game Type	Double Plays	Occurrences	Date (last)	Game Type	OF Assists	Occurrences	Date (last)
9 inn.	6	Once	9/21/2007 vs. NYM	9 inn.	4	Many times	(5/6/19 at CHC)	9 inn.	3	Four times	(8/17/19 at COL)
Extras	5	Once	8/1/1996 at LAD	Extras	5	Three times	(9/25/20 at NYY)	Extras	3	Once	9/12/17 vs. PHI

GAME TIMES

LONGEST GAME TIMES (9 INN.) LOANDEPOT PARK			LONGEST GAME TIMES (EXTRAS) LOANDEPOT PARK			SHORTEST GAME TIMES (9 INN.) LOANDEPOT PARK			SHORTEST GAME TIMES (EXTRAS) LOANDEPOT PARK		
Time	Date		Time (Innings)	Date		Time	Date		Time (Innings)	Date	
4:14	August 13, 2021 vs. CHC		5:38 (16)	April 13, 2017 vs. NYM		1:58	April 27, 2015 vs. NYM		2:36 (10)	Sept. 21, 2018 vs. CIN	
4:10	Aug. 23, 2019 vs. PHI		5:34 (14)	Aug. 8, 2016 vs. SF		1:59	May 19, 2019 vs. NYM		2:54 (10)	May 1, 2018 vs. PHI	
4:08	Sept. 9, 2019 vs. MIL		5:31 (16)	July 3, 2018 vs. TB		2:06	Sept. 29, 2013 vs. DET		2:57 (10)	May 16, 2013 vs. CIN	
4:07	Aug. 15, 2019 vs. LAD		5:31 (15)	April 29, 2013 vs. NYM		2:07	Aug. 31, 2012 vs. NYM		3:05 (10)	July 2, 2018 vs. TB	
4:03	Sept. 29, 2012 vs. PHI		5:18 (17)	March 30, 2018 vs. CHC		2:07	April 29, 2014 vs. ATL		3:06 (10)	Sept. 8, 2021 vs. NYM	

LONGEST GAME TIMES (9 INN.) SUN LIFE STADIUM			LONGEST GAME TIMES (EXTRAS) SUN LIFE STADIUM			SHORTEST GAME TIMES (9 INN.) SUN LIFE STADIUM			SHORTEST GAME TIMES (EXTRAS) SUN LIFE STADIUM		
Time	Date		Time (Innings)	Date		Time	Date		Time (Innings)	Date	
4:10	July 27, 1996 vs. SD		6:07 (20)	April 27, 2003 vs. STL		1:52	Sept. 20, 2010 vs. STL		2:23 (10)	August 7, 2010 vs. STL	
3:57	Sept. 8, 2001 vs. NYM		5:44 (16)	Aug. 20, 1999 vs. HOU		1:54	July 27, 1994 vs. PHI		2:28 (10)	Sept. 26, 1998 vs. PHI (Game 1)	
3:55	May 29, 1995 vs. HOU		5:06 (17)	June 8, 1998 vs. TOR		1:54	Sept. 7, 1995 vs. ATL		2:30 (10)	April 6, 1996 vs. SF	
3:53	Aug. 11, 1993 vs. CHC		4:51 (13)	Sept. 3, 1993 vs. LAD		1:54	April 21, 2001 vs. MON		2:45 (10)	April 9, 2005 vs. WSH	
3:51	Twice; last, June 30, 2010 vs. NYM		4:50 (13)	May 20, 2009 vs. ARI (Game 2)		1:55	Aug. 17, 2005 vs. SD		2:49 (10)	Aug. 9, 1996 vs. NYM	

LONGEST GAME TIMES (9 INN.) ROAD VENUES			LONGEST GAME TIMES (EXTRAS) ROAD VENUES			SHORTEST GAME TIMES (9 INN.) ROAD VENUES			SHORTEST GAME TIMES (EXTRAS) ROAD VENUES		
Time	Date		Time (Innings)	Date		Time	Date		Time (Innings)	Date	
4:14	September 9, 2020 at ATL		6:25 (20)	June 8, 2013 at NYM		2:01	Sept. 25, 2004 at ATL		2:25 (10)	Sept. 15, 2011 at PHI	
4:07	June 27, 2003 at BOS		5:14 (14)	June 10, 2002 at KC		2:01	Sept. 28, 2014 at WSH		2:31 (10)	Oct. 2, 1999 at PHI	
4:06	June 30, 2021 at PHI		5:13 (15)	Sept. 27, 2019 at PHI		2:03	July 1, 1996 at HOU		2:46 (10)	April 21, 2012 at WSH	
4:05	April 11, 2021 at NYM		5:07 (15)	June 16, 2012 at TB		2:04	April 10, 1998 at PIT		2:47 (10)	May 19, 2006 at TB	
4:02	Twice; last, Aug. 24, 2020 at WSH		4:57 (15)	Sept. 12, 2017 at PHI		2:04	Sept. 20, 1995 at PHI		2:47 (10)	Aug. 13, 2013 at KC	

LONGEST GAMES - BY INNINGS LOANDEPOT PARK			LONGEST GAMES - BY INNINGS SUN LIFE STADIUM			LONGEST GAMES - BY INNINGS ROAD VENUES		
Innings	Date		Innings	Date		Innings	Date	
17	April 30, 2018 vs. CHC		20	April 27, 2003 vs. STL		20	June 8, 2013 at NYM	
16	July 3, 2018 vs. TB		17	June 8, 1998 vs. TOR		16	July 12, 2002 at CHC	
16	June 14, 2018 vs. SF		16	Aug. 20, 1999 vs. HOU		15	Five times; last, Sept. 27, 2019 at PHI	
16	April 13, 2017 vs. NYM		15	May 11, 1995 vs. CIN				
15	April 29, 2013 vs. NYM		15	Aug. 10, 1993 vs. CHC				

BEST/WORST RECORDS BY GAME

NO.	BEST	YEAR	WORST	YEAR	NO.	BEST	YEAR	WORST	YEAR
1	1-0	12 times	0-1	16 times	32	19-13	2005, '11	8-24	1995, '99
2	2-0	1997, 2007, '09, '14	0-2	12 times	33	20-13	2011	8-25	1995
3	3-0	1997, 2009	0-3	1995, 2001, '13, '15	34	20-14	2004, '08, '11	9-25	1995, '99
4	4-0	2009	0-4	1995, 2001	35	21-14	2008, '11	9-26	1995
5	4-1	1997, 2004, '14, '20	1-4	Seven times	36	22-14	2008	9-27	1995
6	5-1	1997, 04, '09, '14, '20	1-5	Six times	37	23-14	2008	10-27	1995
7	6-1	1997, 2004, '09, '20	1-6	Six times	38	23-15	2008, '11	11-27	1995, '99, 2006, '13
8	7-1	1997, 2004, '09, '20	1-7	1995, '98, 2013	39	23-16	1997, 2005, '08, '11	11-28	1999, 2006, '13
9	8-1	1997, 2004, '09	1-8	1998, 2013	40	24-16	1997, 2005, '11	11-29	1999, 2006, '13
10	9-1	2009	1-9	1998, 2013	41	25-16	1997, 2005	11-30	2006, '13
11	10-1	2009	1-10	1998	42	26-16	1997, 2005	11-31	2006, '13
12	11-1	2009	1-11	1998	43	27-16	1997	11-32	2013
13	11-2	2009	2-11	1998, 2013	44	27-17	1997	12-32	2013
14	11-3	2009	3-11	1995, '98, 2013, '15	45	27-18	1997	13-32	2013
15	11-4	2004, '09	3-12	1995, 2013	46	28-18	1997	13-33	2013
16	11-5	2004, '09	3-13	1995, 2013	47	29-18	1997	13-34	2013
17	12-5	2004	4-13	1995, '98, 2013	48	29-19	1997, 2011	13-35	2013
18	12-6	2004, '11	4-14	1995, 2013	49	30-19	1997	13-36	2013
19	13-6	2004	4-15	2013	50	30-20	1997, 2004, '08, '11	13-37	2013
20	13-7	2004, '11	4-16	2013	51	31-20	1997	13-38	2013
21	14-7	2004, '11	5-16	1995, 2013	52	31-21	1997	13-39	2013
22	15-7	2004, '11	5-17	1995, 2013	53	31-22	1997, 2011	13-40	2013
23	15-8	2004, '11	5-18	1995, 2013	54	32-22	1997	13-41	2013
24	16-8	2011	5-19	1995, 2013	55	32-23	1997	14-41	2013
25	16-9	2011	5-20	1995	56	33-23	1997	15-41	2013
26	17-9	2011	6-20	1995, '99	57	33-24	1997	16-41	2013
27	18-9	2011	6-21	1995, '99	58	34-24	1997	16-42	2013
28	18-10	2011	6-22	1999	59	34-25	1997	16-43	2013
29	19-10	2011	7-22	1995, '99	60	35-25	1997	16-44	2013
30	19-11	2011	7-23	1995, '99	61	35-26	1997	17-44	1998, 2013
31	19-12	2005, '11	8-23	1995, '99	62	36-26	1997	18-44	1998, 2013

BEST/WORST RECORDS BY GAME

	NO.	BEST	YEAR	WORST	YEAR	NO.	BEST	YEAR	WORST	YEAR
FRONT OFFICE	63	37-26	1997	18-45	2013	127	74-53	1997	45-82	1998
	64	38-26	1997	19-45	1998, 2013	128	75-53	1997	45-83	1998
	65	38-27	1997	19-46	1998, 2013	129	75-54	1997	45-84	1998
	66	39-27	1997	20-46	1998, 2013	130	76-54	1997	45-85	1998
	67	40-27	1997	20-47	1998, 2013	131	77-54	1997	45-86	1998
	68	41-27	1997	21-47	1998, 2013	132	77-55	1997	46-86	1998
	69	41-28	1997	21-48	1998	133	78-55	1997	47-86	1998
	70	42-28	1997	21-49	1998	134	79-55	1997	47-87	1998
	71	42-29	1997	22-49	1998, 2013	135	80-55	1997	47-88	1998
	72	43-29	1997	23-49	1998, 2013	136	81-55	1997	47-89	1998
FIELD STAFF	73	43-30	1997	24-49	1998, 2013	137	82-55	1997	47-90	1998
	74	44-30	1997	24-50	1998, 2013	138	83-55	1997	47-91	1998
	75	45-30	1997	25-50	1998, 2013	139	83-56	1997	47-92	1998
	76	45-31	1997	25-51	1998	140	83-57	1997	47-93	1998
	77	45-32	1997	26-51	1998, '99	141	83-58	1997	47-94	1998
	78	46-32	1997	27-51	1998, '99, 2013	142	84-58	1997	47-95	1998
	79	47-32	1997	27-52	1998, '99	143	84-59	1997	48-95	1998
	80	48-32	1997	27-53	1998	144	84-60	1997	48-96	1998
	81	48-33	1997	28-53	1998	145	84-61	1997	48-97	1998
	82	49-33	1997	29-53	1998, '99	146	85-61	1997	48-98	1998
PLAYERS	83	50-33	1997	30-53	1998, '99	147	86-61	1997	48-99	1998
	84	50-34	1997	30-54	1998, '99	148	86-62	1997	48-100	1998
	85	50-35	1997	30-55	1998, '99	149	87-62	1997	48-101	1998
	86	50-36	1997	31-55	1998, '99	150	87-63	1997	49-101	1998
	87	51-36	1997	31-56	1999	151	88-63	1997	49-102	1998
	88	51-37	1997	32-56	1998, '99, 2013	152	89-63	1997	50-102	1998
	89	52-37	1997	32-57	2013	153	90-63	1997	50-103	1998
	90	53-37	1997	33-57	2013	154	90-64	1997	51-103	1998
	91	53-38	1997	34-57	1999, 2013	155	90-65	1997	51-104	1998
	92	54-38	1997	34-58	1999	156	90-66	1997	51-105	1998
CLUB HISTORY	93	55-38	1997	35-58	1999, 2013	157	91-66	1997	51-106	1998
	94	55-39	1997	35-59	1999, 2013	158	92-66	1997	51-107	1998
	95	56-39	1997	35-60	2013	159	92-67	1997	52-107	1998
	96	56-40	1997	35-61	2013	160	92-68	1997	53-107	1998
	97	56-41	1997	36-61	2013	161	92-69	1997	54-107	1998
	98	56-42	1997	37-61	1998, 2013	162	92-70	1997	54-108	1998
	99	57-42	1997	37-62	1998, 2013					
	100	58-42	1997	37-63	1998					
	101	58-43	1997	37-64	1998					
	102	58-44	1997	37-65	1998					
PLAYER DEVELOPMENT	103	58-45	1997	37-66	1998					
	104	59-45	1997	38-66	1998					
	105	60-45	1997	38-67	1998					
	106	61-45	1997	38-68	1998					
	107	62-45	1997	38-69	1998					
	108	62-46	1997	38-70	1998					
	109	63-46	1997	39-70	1998					
	110	64-46	1997	39-71	1998					
	111	65-46	1997	39-72	1998					
	112	66-46	1997	39-73	1998					
OPPONENTS	113	66-47	1997	40-73	1998					
	114	67-47	1997	40-74	1998					
	115	67-48	1997	41-74	1998					
	116	68-48	1997	41-75	1998					
	117	68-49	1997	41-76	1998					
	118	68-50	1997	42-76	1998					
	119	69-50	1997	43-76	1998					
	120	70-50	1997	44-76	1998					
	121	70-51	1997	44-77	1998					
	122	71-51	1997	44-78	1998					
GENERAL INFORMATION	123	71-52	1997	44-79	1998					
	124	72-52	1997	44-80	1998					
	125	73-52	1997	44-81	1998					
	126	73-53	1997	45-81	1998					

ALL-TIME NUMERICAL ROSTER

1	Cookie Rojas	1993-96	Scott Cousins	2012	Jose Lopez	2011
	Luis Castillo	1997-2005	Jeff Mathis	2013-16	Bryan Petersen	2012
	Eric Reed	2006-07	Mike Pagliarulo	2017-19	Mike Redmond	2013-15
	Emilio Bonifacio	2009-12	Starling Marte	2020-21	Tomas Telis	2015
	Jordany Valdespin	2014	7 Kurt Abbott	1994-97	J.T. Realmuto	2016-18
	Robert Andino	2016	Mark Kotsay	1998-2000	Logan Forsythe	2020
	Steve Lombardozzi	2017	Eric Owens	2001	12 Doug Rader	1993-94
	Cameron Maybin	2018	Iván Rodríguez	2003	Joe Breeden	1995-96, '99-2001
	Isan Diaz	2019-	Perry Hill	2002, '04-06, '11, '13-18	Bruce Kimm	1997-98
2	Scott Pose	1993	Alejandro de Aza	2007-09	Mike Mordecai	2002-05
	Devon White	1996	Ross Gload	2009	Joe Dillon	2005
	Josh Booty	1997-98	Hector Luna	2010	Cody Ross	2006-10
	Chris Clapinski	2000	Jose Reyes	2012	Omar Infante	2012
	Marty Malloy	2002	Deven Marrero	2019	Gil Velazquez	2013
	Damion Easley	2004-05	Matt Joyce	2020	Kike Hernández	2014
	Hanley Ramírez	2006-12	Sandy Leon	2021	Reid Brignac	2015
	Gorkys Hernández	2012	8 Bret Barberie	1993-94	Chris Johnson	2016
	Brett Butler	2014-15	Andre Dawson	1995-96, 2001-03	Mike Aviles	2017
	Yadiel Rivera	2018-19	Jim Eisenreich	1997-98	Braxton Lee	2018
	Jonathan Villar	2020	Preston Wilson	1998	Joe Panik	2021
	Jazz Chisholm Jr.	2021-	Álex González	1999	13 Rob Natal	1993-97
3	Carl Everett	1993-94	Tony Taylor	1999-2001	Dave Berg	1998
	Quilvio Veras	1995-96	Homer Bush	2002	John Boles	1999-2001
	Edgar Rentería	1997	Tony Taylor	2004	Ozzie Guillen	2002-03
	Ryan Jackson	1998	Bobby Meacham	2006	Paul Hoover	2007-08
	Pablo Ozuna	2000-02	Aaron Boone	2007	Andy Gonzalez	2009
	Chris Aguila	2004-06	Dallas McPherson	2008	Mike Lamb	2010
	Jorge Cantú	2008-10	Chris Coghlan	2009-13	Will Ohman	2010
	Chad Tracy	2010	Jhonatan Solano	2015	Omar Infante	2011
	Joe Thurston	2011	Don Mattingly	2016-	Ozzie Guillen	2012
	Nick Green	2012	Benito Santiago	1993-94	Chris Valaika	2013
	Adeiny Hechavarria	2013-17	9 Terry Pendleton	1995-96	Marcell Ozuna	2014-17
	JB Shuck	2018	Gregg Zaun	1996-98	Starlin Castro	2018-19
	Trey Hillman	2019-20	Guillermo Garcia	1999	Sean Rodriguez	2020
	Monte Harrison	2021-	Mendy Lopez	2000	14 Gustavo Polidor	1993
4	Monty Fariss	1993	Ryan McGuire	2001	Jerry Browne	1994-95
	Greg Colbrunn	1994-96	Juan Pierre	2003-05, 2013	Craig Grebeck	1996
	Mark Kotsay	1997-98	Andy Fox	2007-09	John Wehner	1997-98
	Randy Knorr	1998	Brett Hayes	2010-12	Jorge Fabregas	1999
	Rusty Kuntz	2000	Casey McGehee	2014	Sandy Martinez	2000
	Lyle Mouton	2001	Dee Gordon	2015-17	Ryan Thompson	2001
	Eric Owens	2001	Lewis Brinson	2018-19	Todd Hollandsworth	2003
	Brian Banks	2002	Deven Marrero	2021	Paul Lo Duca	2004
	Gerald Williams	2003	10 Bob McClure	1993	Josh Willingham	2004-08
	Robert Andino	2005	Gary Sheffield	1993-98	Gaby Sánchez	2009-10
	Alfredo Amézaga	2006-09	David Berg	1999-2001	John Buck	2011-12
	Joe Espada	2010-13	Jeff Torborg	2002-03	Rob Leary	2013-14
	Frank Menechino	2014-18	Lenny Harris	2003-05	Martin Prado	2015-19
	Monte Harrison	2020	Gary Tuck	2006	Adam Duvall	2021
5	Logan Morrison	2012-13	Carlos Martinez	2007	15 Rene Lachemann	1993-96
	Reed Johnson	2014	Carlos Tosca	2007-10	Cliff Floyd	1997-99
	Casey McGehee	2015	John Mallee	2010	Kevin Millar	2000-02
	Jeff Franceour	2016	Dewayne Wise	2011	Jack McKeon	2003-05
	Rosell Herrera	2019	Adam Greenberg	2012	Paul Hoover	2006
	Jon Berti	2020-	Jeff Baker	2014-15	Gaby Sánchez	2011-12
6	Rick Rentería	1993-94	Christian Colon	2017	Rafael Furcal	2014
	Tommy Gregg	1995	JT Riddle	2018-19	Dan Haren	2015
	Joe Orsulak	1996	Eddy Rodriguez	2020-	Oswaldo Arcia	2016
	Jerry Manuel	1997	11 Chris Hammond	1993-96	Brian Anderson	2018-
	Lorenzo Bundy	1998	Jim Leyland	1997-98	Geronimo Berroa	1993
	Ramon Castro	1999	Álex González	1999-2005	Greg O'Halloran	1994
	Andy Fox	2000-03	Robert Andino	2006-08	Eddie Zosky	1995
	Matt Treanor	2004-05	Alejandro de Aza	2009	Edgar Rentería	1996-98
	Dan Uggla	2006-10	Mike Rivera	2010	Jack Maloof	1999-2001
	Alfredo Amézaga	2011	John Mallee	2011	Eric Owens	2002

FRONT OFFICE

FIELD STAFF

PLAYERS

CLUB HISTORY

PLAYER DEVELOPMENT

OPPONENTS

GENERAL INFORMATION

ALL-TIME NUMERICAL ROSTER

FRONT OFFICE

FIELD STAFF

PLAYERS

CLUB HISTORY

PLAYER DEVELOPMENT

OPPONENTS

GENERAL INFORMATION

	Perry Hill	2003	Josh Beckett	2003-05	Gary Thurman	2012
	Wil Cordero	2004	Joe Borchard	2006-07	Joe Mahoney	2013
	Paul Lo Duca	2005, 08	Jason Wood	2006-08	Andrew Heaney	2014
	Logan Kensing	2006	John Baker	2008-11	Mike Goff	2015
	Bo Porter	2007-09	Heath Bell	2012	Junichi Tazawa	2017-18
	Paul Lo Duca	2008	Miguel Olivo	2013	Jeff Livesey	2019
	Bryan Petersen	2010-11	Christian Yelich	2013-17	Lewis Brinson	2020-21
	Kevin Mattison	2012	Curtis Granderson	2019	26 Richie Lewis	1993
	José Fernández	2013-16	Wellington Cepeda	2020-	Alex Arias	1993-97
17	Darrell Whitmore	1993-95	22 Walt Weiss	1993	Tim Hyers	1999
	Jeff Pentland	1996	Ron Tingley	1994	Paul Bako	2000
	Todd Dunwoody	1997-99	Rusty Kuntz	1995-96, '99-2000	Henry Rodriguez	2000
	Sandy Martinez	2000	Devon White	1997	Nate Rolison	2000
	Ramon Castro	2000-04	Álex González	1998	Wayne Rosenthal	2003-04
	Mike Jacobs	2006-08	Vic Darensbourg	2000-02	Valerio de los Santos	2005
	Jim Presley	2009-10	Brian Banks	2003	Todd Linden	2007
	Brandon Hyde	2010-11	Joe Dillon	2005	Luis Gonzalez	2008
	Donovan Solano	2012-15	Al Leiter	2005	Austin Kearns	2012-13
	A.J. Ellis	2017	Ryan Jorgensen	2005	Arquimedes Caminero	2014
	Chad Wallach	2018-21	Mike Harkey	2006	Dan Jennings	2015
18	Dave Magadan	1993-94	Matt Lindstrom	2007-09	Lorenzo Bundy	2016-17
	Matt Mantei	1995-96	Donnie Murphy	2010-12	Garrett Cooper	2019-
	Moises Alou	1997	Nick Green	2013	27 Luis Aquino	1993-94
	Kevin Millar	1998-99	Carter Capps	2014-16	Matt Dunbar	1995
	Mark Smith	2000	Dustin McGowan	2017	Rich Garces	1995
	Jeff Abbott	2001	Sandy Alcantara	2018-	Kevin Brown	1996-97
	Lenny Harris	2003	23 Charles Johnson	1994-98, 2001-02	Derrek Lee	1998
	Jeff Conine	2003-05	Danny Bautista	1999-2000	Todd Zeile	1998
	Jim Presley	2007	Chuck Smith	2000	Kevin Orie	1998-99
	Wes Helms	2006, '08-11	Doug Davis	2003-04	Manny Aybar	2000
	Casey Kotchman	2013	Randy Messenger	2005-07	Chad Mottola	2001
	Reid Cornelius	2015	Byung-Hyun Kim	2007	Mike Gulan	2001
	Tómas Telis	2016-18	Andrew Miller	2008-10	Abraham Nuñez	2002, '04
	Neil Walker	2019	Javier Vázquez	2011	Vladimir Nuñez	2003
19	Jeff Conine	1993-97	Wade LeBlanc	2012-13	Chad Bentz	2005
	John Roskos	1998-99	Jacob Marisnick	2013-14	Jeremy Hermida	2005-09
	Mike Lowell	2000-05	Jarred Cosart	2014-15	Giancarlo Stanton	2010-17
	Jim Presley	2006	Brian Schneider	2016-19	Brandon Kintzler	2020
	Logan Kensing	2006-08	Corey Dickerson	2020-21	28 Vada Pinson	1993-94
	Anibal Sánchez	2009-12	Alex Jackson	2021-	Mark Gardner	1995
	Rob Brantly	2012-13	24 Alex Arias	1993	John Cangelosi	1997-98
	Miguel Rojas	2015-21	Richie Lewis	1993-95	Mike Lowell	1999
20	Greg Briley	1993	Félix Heredia	1996	Brad Penny	2000-01
	Jesús Tavarez	1994-96	Bobby Bonilla	1997	Rich Dubee	2001
	Darren Daulton	1997	Kirt Ojala	1998-99	Bill Robinson	2002-05
	Vic Darensbourg	1998	Tony Perez	2001-03	Jason Wood	2006-07
	Brian Edmondson	1998-99	Miguel Cabrera	2004-07	Mark Wiley	2008-09
	Miguel Cabrera	2003	Cameron Maybin	2008-10	Scott Cousins	2010
	Mike Neu	2004	Mike Cameron	2011	Joey Cora	2012
	Josh Wilson	2005	Nathan Eovaldi	2012-14	Alex Sanabia	2013
	Matt Treanor	2006-08	Andre Rienzo	2015	Anthony DeSclafani	2014
	Logan Kensing	2009	Dean Treanor	2017-19	Cole Gillespie	2015-16
	Nick Johnson	2009	Jesus Aguilar	2020-21	Tyler Moore	2017
	Scott Strickland	2010	25 Matias Carrillo	1993-94	Bryan Holaday	2018-19
	Logan Morrison	2010-11	Steve Decker	1995	Trevor Rogers	2021-
	Justin Ruggiano	2012-13	Al Leiter	1996-97	29 Henry Cotto	1993
	J.T. Realmuto	2015	Bobby Bonilla	1998	Mario Diaz	1994-95
	Justin Nicolino	2016-17	Todd Zeile	1998	Josh Booty	1996
	Wei-Yin Chen	2019	Derrek Lee	1998-2003	Joe Siddall	1996
	Daniel Castano	2021-	Hee Seop Choi	2004	Milt May	1997-98
21	Chuck Carr	1993-95	David Weathers	2004	Bruce Aven	1999
	John Boles	1996	Carlos Delgado	2005	Ricky Bones	2000-01
	Ralph Milliard	1997	Joe Girardi	2006	Jeff Cox	2002
	Jesús Sánchez	1998-2001	Brett Carroll	2007-10	Armando Almanza	2003
	Chad Allen	2003	Jack McKeon	2011	Larry Sutton	2004

ALL-TIME NUMERICAL ROSTER

Joe Dillon	2005	Brad Boxberger	2020	Brad Arnsberg	2002-03
Jacque Jones	2008	34 Bryan Harvey	1993-95	Rick Helling	2003
Gaby Sánchez	2008-09	Jose Morales	1996	Josias Manzanillo	2004
Ronny Paulino	2009-10	Luis Castillo	1996	Mark Wiley	2005
Greg Dobbs	2011-14	Brian Meadows	1998-99	Brian Moehler	2006
Randy Wolf	2014	Dan Miceli	2000-01	Byung-Hyun Kim	2007
Lenny Harris	2015-16	A.J. Burnett	2002-05	Daniel Barone	2007-08
Brad Ziegler	2017-18	Scott Olsen	2006-08	Reid Cornelius	2010, 2013-14
Tim Wallach	2019	Jorge Sosa	2010	Randy Choate	2011
Francisco Cervelli	2020	Edward Mujica	2011-12	Carlos Zambrano	2012
Nick Neidert	2021-	Tom Koehler	2012-17	Michael Morse	2015
30 Nigel Wilson	1993	Magneuris Sierra	2018-21	Reid Cornelius	2016
Willie Banks	1995	35 David Weathers	1993-96	Tim Wallach	2017-18
Matt Whisenant	1997	Jerry Brooks	1996	Jorge Alfaro	2019-21
Craig Counsell	1997-99	Kurt Miller	1997	39 Orestes Destrade	1993-94
Chris Clapinski	1999	Jason Grilli	2000	Jay Powell	1996-98
Cliff Floyd	2000-02	Gary Knotts	2002	Brian Daubach	1998
Tim Raines	2002	Dontrelle Willis	2003-07	Vladimir Nuñez	1999
Luis Dorante	2005	Doug Waechter	2008	Blaine Neal	2003
Miguel Olivo	2006-07	Burke Badenhop	2009	Ben Howard	2004
Mark Hendrickson	2008	Tarrick Brock	2010	Michael Neu	2004
John Koronka	2009	Reid Cornelius	2012	Rick Kranitz	2006-07
Brian Barden	2010	Brian Flynn	2013-14	Wes Helms	2008
Eduardo Perez	2011-12	Mat Latos	2015	Ryan Tucker	2008
Placido Polanco	2013	Chris Reed	2015	Dave Davidson	2009
Don Kelly	2015	David Phelps	2016-17	Nate Robertson	2010
Colin Rea	2016	Ryne Stanek	2019	Chris Hatcher	2010-13
Hunter Cervenka	2016-17	Richard Bleier	2020-	Jarrod Saltalamacchia	2014-15
Garrett Cooper	2018	36 Bobby Witt	1995	JT Riddle	2017
Mel Stottlemire Jr.	2019-	Andy Larkin	1996, '98	Tyler Kinley	2018-19
31 Robb Nen	1993-97	Vladimir Nuñez	1999-2003	Jame Hoyt	2020
Rich Dubee	1998-2001	Brian Moehler	2005	John Curtiss	2021
Mike Piazza	1998	Anibal Sánchez	2006-08	40 John Johnstone	1993-95
Brad Penny	2001-04	Edwin Rodriguez	2010-11	Billy McMillon	1996-97
Ismael Valdez	2004-05	Randy Choate	2012	Chris Hammond	1998
John Gall	2007	Sam Dyson	2013-15	Vic Darensbourg	1998-2000
Bo Porter	2008	Edwin Jackson	2016	Henry Rodriguez	2000
Burke Badenhop	2009-11	Edinson Volquez	2017	Nate Bump	2003-05
Steve Cishek	2012-15	Trevor Richards	2019	Nate Field	2007
Don Kelly	2016	Ryan Lavarney	2020	Jim Presley	2008-09
Jeff Locke	2017	Dylan Floro	2021-	Kiko Calero	2009
Caleb Smith	2018-20	37 Mike Jeffcoat	1994	Mike Dunn	2011-16
32 Mike Myers	1995	Rich Scheid	1994-95	Javy Guerra	2017-18
Alejandro Peña	1995-96	Aaron Small	1995	41 Jim Corsi	1993
Alex Fernández	1997, '99-2000	Ralph Milliard	1996	Tony Saunders	1997
Tim Raines	2002	Tommy Sandt	1997-98	Oscar Henriquez	1998
Nate Robertson	2002	Fredi Gonzalez	1999	Braden Looper	1999-2003
Juan Álvarez	2003	Julio Ramírez	1999	Frank Gracesqui	2004
Travis Smith	2005	Brant Brown	2000	John Riedling	2005
Dean Treanor	2006	Jason Grilli	2001	Todd Wellemeyer	2006
Clay Hensley	2010-11	Darren Oliver	2004	Wes Obermueller	2007
Matt Diaz	2013	Rudy Seanez	2004	Chris Volstad	2008-11
Derek Dietrich	2014-18	Frank Castillo	2005	Gil Velazquez	2012
33 Frank Reberger	1993-94	Renyel Pinto	2006-10	Rob Leary	2013
John Burkett	1995-96	Elih Villanueva	2011	Chris Hatcher	2014
Rick Helling	1996-97	Henderson Álvarez	2013-15	David Phelps	2015
Kirt Ojala	1997	Cody Hall	2016	Justin Bour	2016-18
Matt Mantei	1998-99	Austin Brice	2019	David Hess	2021
Fredi Gonzalez	1999-2001, '07-10, '17-19	Stephen Tarpley	2020	42 Rich Rodriguez	1993
Toby Borland	2002-04	Bryan Mitchell	2021	Jeremy Hernández	1994-95
Harry Dunlop	2005	38 Chris Hammond	1993	Dennis Cook	1997
Scott Cousins	2011	Mark Gardner	1994	RETIRED (Jackie Robinson)	
Jacob Turner	2012-14	Rick Williams	1995-96	43 Ron Tingley	1994
Brad Penny	2014	Rob Stanifer	1997-98	Russ Morman	1994-97
Dustin McGowan	2016	Reid Cornelius	1999-2000	Jose Morales	1995

FRONT OFFICE

FIELD STAFF

PLAYERS

CLUB HISTORY

PLAYER DEVELOPMENT

OPPONENTS

GENERAL INFORMATION

ALL-TIME NUMERICAL ROSTER

FRONT OFFICE

Miguel Batista 1996
 Eric Ludwick 1998
 Archie Corbin 1999
 A.J. Burnett 1999-2001
 Juan Encarnacion 2002-05
 Matt Cepicky 2006
 Jose Veras 2010
 Vinny Rottino 2011
 Dan Jennings 2012-14
 Jo-Jo Reyes 2016
 Odrisamer Despaigne 2016-18

Jeff Cox 2002-05
 Ricky Nolasco 2006-13
 John Pierson 2013
 Juan Nieves 2016-17
 Harold Ramirez 2019-20
 Austin Pruitt 2021
 Pat Rapp 1993-97
 Manuel Barrios 1998
 Brent Billingsley 1999
 Ron Mahay 2000
 Johnny Ruffin 2001

Chris Resop 2005
 Ross Wolf 2007
 Cristhian Martinez 2009
 Jay Buente 2010
 Randy St. Claire 2011-12
 Derek Dietrich 2013
 Ichiro Suzuki 2015-17
 Ben Meyer 2018
 Tyler Heineman 2019
 Justin Shafer 2020

FIELD STAFF

44 Jeff Brigham 2018-20
 Cris Carpenter 1993
 Willie Fraser 1994
 Rob Murphy 1995
 Alejandro Peña 1995
 Marc Valdes 1995-96
 Donn Pall 1997-98
 Preston Wilson 1999-2002

Justin Wayne 2002-04
 Paul Quantrill 2005
 Joe Borowski 2006
 Lee Gardner 2007-08
 Brendan Donnelly 2009
 Hayden Penn 2009
 James Houser 2010
 Marcell Ozuna 2013
 Justin Bour 2014-15

52 Mitch Lyden 1993
 Randy Veres 1995
 Mark Hutton 1996-97
 Ed Vosberg 1997
 Mike Redmond 1998-2004
 Jim Crowell 2005
 Sergio Mitre 2006-07
 Luis Ayala 2009
 Chris Leroux 2010
 Brad Hand 2011-15

PLAYERS

Allen Levrault 2003
 Chad Fox 2004
 Chris Resop 2006
 Brian Sanchez 2009-11
 AJ Ramos 2012-17
 Jacob Turner 2018
 Austin Dean 2018-19
 Nick Vincent 2020

Andrew Cashner 2016
 Christopher Bostick 2018
 Hector Noesi 2019
 Mike Morin 2020
Steven Okert 2021-
49 Charlie Hough 1993-94
 Félix Heredia 1997-98
 Dennis Springer 1999

Brett Eibner 2020
Anthony Bass 2021-
53 Marcel Lachemann 1993-94
 Kurt Miller 1994-96
 Juan Acevedo 2001
 Nate Teut 2002
 Arthur Rhodes 2008

CLUB HISTORY

45 Russ Morman 1995-96
 Rich Donnelly 1997-98
 Amaury Garcia 1999
 Chuck Smith 2000-01
 Carl Pavano 2002-04
 Jim Mecir 2005
 Yusmeiro Petit 2006
 Eulogio De La Cruz 2008

Benito Baez 2001
 Chad Fox 1994-97,2003
 Armando Benítez 2004-07
 Ron Villone 2005
 Matt Herges 2006
 Byung-Hyun Kim 2007
 Randy St. Claire 2010
 Reid Cornelius 2011

Dan Meyer 2009-10
 Jay Buente 2011
 Sandy Rosario 2011-12
 Kyle Skipworth 2013
 Xavier Scruggs 2016
 Brett Graves 2018
Paul Campbell 2021-
54 Matt Turner 1993
 Joe Fontenot 1998
 Blaine Neal 2001-02
 Logan Kensing 2004-05

PLAYER DEVELOPMENT

Sean West 2009-10
 Carlos Lee 2012
 Kevin Slowey 2013-14
 Chris Narveson 2015
 Vance Worley 2017
 Peter O'Brien 2018-19
 Ryan Bowen 1993-95
 Donn Pall 1996
 Gabe Gonzalez 1998
 Bruce Aven 1999

Arquimedes Caminero 2013
 Carlos Marmol 2014
 Brian Ellington 2015-17
Pablo López 2018-
50 Terry McGriff 1993
 Brian Drahman 1994
 Buddy Groom 1995
 Bill Hurst 1996
 Ryan Dempster 1998
 Archie Corbin 1999

Steve Foster 2007-09
 Hunter Jones 2010
 Jhan Mariñez 2010
 Matt Dominguez 2011
 Jordan Brown 2013
 Wei-Yin Chen 2016-18
 Sergio Romo 2019
 Josh D. Smith 2020
 Ross Detwiler 2021

OPPONENTS

Ryan Dempster 1999-2002
 Carl Pavano 2002
 Oswaldo Mairena 2002
 Matt Perisho 2004-05

Joe Strong 2000-01
 Julian Tavaréz 2002
 Aaron Small 2004
 Todd Jones 2005
 Jorge Julio 2007

55 Steve Decker 1993
 Armando Almanza 1999-02
 Mark Redman 2003
 Josh Johnson 2005-12
 Chuck Hernández 2013-15
 Nefi Ogando 2016
 Brian Anderson 2017
 Drew Rucinski 2018

GENERAL INFORMATION

46 Joe Nelson 2008
 Juan Carlos Oviedo^ 2009-11
 Koyie Hill 2013
 Garrett Jones 2014
 Nick Masset 2015
 Kyle Barraclough 2015-18
 Cesar Puello 2019
 Pat Venditte 2020
 Taylor Williams 2021

Erasmus Ramírez 2007
 Marcos Carvajal 2007
 Graham Taylor 2009
 Jose Ceda 2010-12
 Chad Qualls 2013
 Erik Cordier 2015
 Chris O'Grady 2017-18
 Jordan Yamamoto 2019-20
 Shawn Morimando 2021

Jon Berti 2019
 Ryne Stanek 2020
56 Joel Adamson 1996
 Gary Knotts 2001
 Kevin Olsen 2001-03
 Jason Vargas 2005-06
 Rick VandenHurk 2007-10

47 Junior Félix 1993
 Jeff Mutis 1994
 Larry Rothschild 1995-97
 Rafael Medina 1998-99
 John Mabry 2001
 Graeme Lloyd 2002

51 Trevor Hoffman 1993
 Terry Mathews 1994-96
 Rich Dubeé 1998
 Justin Speier 1998
 Matt Clement 2001

ALL-TIME NUMERICAL ROSTER

Ozzie Martinez	2010-11	J.T. Realmuto	2014	Cody Poteet	2021-
Mark Buehrle	2012	Justin Nicolino	2015	73 John Maine	2013
Zach Phillips	2013	Brian Moran	2020	Sixto Sanchez	2020
Vin Mazzaro	2015	Braxton Garrett	2021-	74 Ugueth Urbina	2003
Scott McGough	2015	61 Liván Hernández	1996-99	Jose Quijada	2019
Fernando Rodney	2016	Josh Beckett	2001-03	Zach Thompson	2021
Tayron Guerrero	2018-19	Reggie Abercrombie	2006-07	75 Yorman Bazardo	2005
Sterling Sharp	2020	Jesús Delgado	2008	Jeffrey Urgelles	2011-17
Zach Pop	2021-	Brett Sinkbeil	2010	Jorge Guzman	2020-21
57 Bob McClure	1994	Adam Conley	2015-19	76 Dillon Peters	2017-18
Antonio Alfonseca	1997-2001, '05	José Devers	2021-	Jesus Sanchez	2020-21
Tommy Phelps	2003-04	62 Hansel Izquierdo	2002	77 Jack Armstrong	1993
Chad Bentz	2005	Scott Olsen	2005	Henry Owens	2007
Taylor Tankersley	2006-10	Franklyn German	2006	Yefri Pérez	2016
Chad Gaudin	2012	José Ureña	2015-20	Merandy Gonzalez	2018-19
Stephen Ames	2013	63 Kevin Gregg	2007-08, 2014	Humberto Mejia	2020
Bryan Morris	2014-16	Chris Leroux	2009-10	Johan Quezada	2020
Eliesser Hernandez	2018-	Henry Rodriguez	2014	Bryan De La Cruz	2021
58 Joe Klink	1993	Kendry Flores	2015-16	78 Jordan Holloway	2020-
Yorkis Perez	1994-96	Trevor Richards	2018	79 Isaac Galloway	2018-19
Dave Berg	1998	Brian Moran	2019	Edward Cabrera	2021
Michael Tejera	1999, 2002-04	64 Tim Wood	2009-10	80 Anthony Bender	2021
Harvey Garcia	2007	Duane Below	2013	82 James Rowson	2020-
Mauro Zarate	2007	Nick Wittgren	2016-18	84 Nick Fortes	2021
Mike Rabelo	2008	Robert Dugger	2019-20	85 Rob Flippo	2018-
Brad Davis	2010	65 Scott Tyler	2007	86 Brandon Leibrandt	2020-
Ryan Webb	2011-13	Jai Miller	2008	Payton Henry	2021
Raudel Lazo	2015	Sandy Rosario	2010	87 Brian Navarreto	2020-
Tim Wallach	2016	Austin Brice	2016	88 Billy Koch	2004
Dan Straily	2017-18	Eddy Alvarez	2020-21	Trey Hillman	2021
Wilkin Castillo	2019	66 Burke Badenhop	2008	89 Luis Marte	
Josh A. Smith	2020	Steve Cishek	2010-11	90 Adam Cimber	2021
Preston Guilmet	2021	Jarlin García	2016-19	91 Tim Spooneybarger	2003
59 Jay Powell	1995-96	Sean Guenther	2021-	92 Brian Miller	2021-
Hector Almonte	1999	67 Pierre Arsenault	2002-10	93 Yimi Garcia	2020-21
Guillermo Mota	2004-05	Edgar Olmos	2013	94 Braxton Garrett	2020
Jose Garcia	2006	Tyler Cloyd	2018	95 Trevor Rogers	2020
Chris Seddon	2007	68 Harvey Garcia	2007	96 Alex Vesia	2020
Jesús Delgado	2008-09	Destin Hood	2016	99 Keith Johnson	2021-
Brett Hayes	2009	Josh D. Smith	2019	^ Pitched as Leo Nuñez from 2009-11	
Alex Sanabia	2010-11	Lewin Diaz	2020-21		
Ed Lucas	2013-14, 2017	70 Nick Anderson	2019		
Nick Neidert	2020	Jazz Chisholm Jr.	2020		
Andrew Bellatti	2021	Luis Madero	2021		
60 Gabe Gonzalez	1998	71 Drew Steckenrider	2017-19		
Carlos Martinez	2006-09	72 Pat Shine	2014-16		
Adalberto Mendez	2010	Kyle Keller	2019		
Jon Rauch	2013	Daniel Castano	2020		

ALL-TIME ALPHABETICAL ROSTER

A		Alvarez, Eddy	INF	2020-21	Aybar, Manny	RHP	2000
Abbott, Jeff	OF	2001 Álvarez, Henderson	RHP	2013-15	B		
Abbott, Kurt	INF	1994-97 Álvarez, Juan	LHP	2003	Badenhop, Burke	RHP	2008-11
Abercrombie, Reggie	OF	2006-07 Ames, Stephen	RHP	2013	Baez, Benito	LHP	2001
Acevedo, Juan	RHP	2001 Amézaga, Alfredo	INF/OF	2006-09, '11	Baker, Jeff	INF	2014-15
Adamson, Joel	LHP	1996 Anderson, Brian	INF	2017-	Baker, John	C	2008-11
Aguila, Chris	OF	2004-06 Anderson, Nick	RHP	2019	Bako, Paul	C	2000
Aguilar, Jesus	INF	2020- Andino, Robert	INF	2005-08, '16	Banks, Brian	INF/OF	2002-03
Alcantara, Sandy	RHP	2018- Aquino, Luis	RHP	1993-94	Banks, Willie	RHP	1995
Alfaro, Jorge	C	2019-21 Arcia, Oswaldo	OF	2016	Barberie, Bret	INF	1993-94
Alfonseca, Antonio	RHP	1997-2001, '05 Arias, Alex	INF	1993-97	Barden, Brian	INF	2010
Allen, Chad	OF	2003 Armstrong, Jack	RHP	1993	Barone, Daniel	RHP	2007
Almanza, Armando	LHP	1999-2003 Aven, Bruce	OF	1999	Barraclough, Kyle	RHP	2015-2018
Almonte, Hector	RHP	1999 Aviles, Mike	INF	2017	Barrios, Manuel	RHP	1998
Alou, Moises	OF	1997 Ayala, Luis	RHP	2009	Bass, Anthony	RHP	2021-

FRONT OFFICE

FIELD STAFF

PLAYERS

CLUB HISTORY

PLAYER DEVELOPMENT

OPPONENTS

GENERAL INFORMATION

ALL-TIME ALPHABETICAL ROSTER

Category	Name	Position	Years	Position	Years	Name	Position	Years	
FRONT OFFICE	Batista, Miguel	RHP	1996	Castillo, Wilkin	C	2019	Donnelly, Brendan	RHP	2009
	Bautista, Danny	OF	1999-2000	Castro, Ramon	C	1999-2004	Drahman, Brian	RHP	1994
	Bazardo, Yorman	RHP	2005	Castro, Starlin	INF	2018-19	Dugger, Robert	RHP	2019-20
	Beckett, Josh	RHP	2001-05	Ceda, Jose	RHP	2010-13	Dunbar, Matt	LHP	1995
	Bell, Heath	RHP	2012	Cervenka, Hunter	LHP	2016-17	Dunn, Mike	LHP	2011-16
	Bellatti, Andrew	RHP	2021	Cepicky, Matt	OF	2006	Dunwoody, Todd	OF	1997-99
	Below, Duane	LHP	2013	Cervelli, Francisco	C	2020	Duvall, Adam	OF	2021
	Bender, Anthony	RHP	2021-	Chen, Wei-Yin	LHP	2016-19	Dyson, Sam	RHP	2013-15
	Benitez, Armando	RHP	2004, '07	Chisholm Jr., Jazz	INF	2020-	E		
	Bentz, Chad	LHP	2005	Choate, Randy	LHP	2011-12	Easley, Damion	INF/OF	2004-05
FIELD STAFF	Berg, David	INF	1998-2001	Choi, Hee Seop	1B	2004	Edmondson, Brian	RHP	1998-99
	Berroa, Geronimo	OF	1993	Cimber, Adam	RHP	2021	Ege, Cody	LHP	2016
	Berti, Jon	INF/OF	2019-	Cishek, Steve	RHP	2010-15	Eibner, Brett	RHP	2020
	Billingsley, Brent	LHP	1999	Clapinski, Chris	INF	1999-2000	Eisenreich, Jim	OF/INF	1997-98
	Bleier, Richard	LHP	2020-	Clemens, Paul	RHP	2016	Ellington, Brian	RHP	2015-17
	Bones, Ricky	RHP	2000-01	Clement, Matt	RHP	2001	Ellis, A.J.	C	2017
	Bonifacio, Emilio	INF	2009-12	Cloyd, Tyler	RHP	2018	Encarnacion, Juan	OF	2002-03, '04-05
	Bonilla, Bobby	INF	1997-98	Coghlan, Chris	OF	2009-13	Eovaldi, Nathan	RHP	2012-14
	Boone, Aaron	INF	2007	Colbrunn, Greg	INF	1994-96	Esch, Jake	RHP	2016
	Booty, Josh	INF	1996-98	Colon, Christian	INF	2017	Everett, Carl	OF	1993-94
PLAYERS	Borchard, Joe	OF	2006-07	Conine, Jeff	IF/OF	1993-97, 2003-05	F		
	Borland, Toby	RHP	2002-04	Conley, Adam	LHP	2015-20	Fabregas, Jorge	C	1999
	Borowski, Joe	RHP	2006	Cook, Dennis	LHP	1997	Fariss, Monty	OF	1993
	Bostick, Christopher	INF	2018	Cooper, Garrett	INF	2018-	Félix, Junior	OF	1993
	Bour, Justin	INF	2014-	Corbin, Archie	RHP	1999	Fernández, Alex	RHP	1997, '99-2000
	Bowen, Ryan	RHP	1993-95	Cordero, Wil	IF/OF	2004	Fernández, José	RHP	2013-16
	Boxberger, Brad	RHP	2020	Cordier, Erik	RHP	2015	Field, Nate	RHP	2007
	Brantly, Rob	C	2012-13	Cornelius, Reid	RHP	1999-2000	Flores, Kendry	RHP	2015-16
	Breslow, Craig	LHP	2016	Corsi, Jim	RHP	1993	Flores, Dylan	RHP	2021-
	Brice, Austin	RHP	2016, 2019	Cosart, Jarred	RHP	2014-16	Floyd, Cliff	OF	1997-2002
CLUB HISTORY	Brigham, Jeff	RHP	2018-20	Cotto, Henry	OF	1993	Flynn, Brian	LHP	2013-14
	Brignac, Reid	INF	2015	Counsell, Craig	INF	1997-99	Fontenot, Joe	RHP	1998
	Briley, Greg	OF	1993	Cousins, Scott	OF	2010-12	Forsythe, Logan	INF	2020
	Brinson, Lewis	OF	2018-21	Crowell, Jim	LHP	2005	Fortes, Nick	C	2021-
	Brooks, Jerry	C	1996	Curtiss, John	RHP	2021	Fox, Andy	INF	2000-03
	Brown, Brant	OF	2000	D			Fox, Chad	RHP	2003-04
	Brown, Jordan	OF	2013	Darensbourg, Vic	LHP	1998-2002	Francoeur, Jeff	OF	2016
	Brown, Kevin	RHP	1996-97	Daubach, Brian	INF	1998	Fraser, Willie	RHP	1994
	Browne, Jerry	INF/OF	1994-95	Daulton, Darren	INF	1997	Fulchino, Jeff	RHP	2006
	Buck, John	C	2011-12	Davidson, Dave	LHP	2009	Furcal, Rafael	INF	2014
PLAYER DEVELOPMENT	Buehrle, Mark	LHP	2012	Davis, Brad	C	2010-11	G		
	Buente, Jay	RHP	2010-11	Dawson, Andre	OF	1995-96	Gall, John	OF	2007
	Bump, Nate	RHP	2003-05	Dean, Austin	OF	2018-19	Gallen, Zac	RHP	2019
	Burkett, John	RHP	1995-96	De Aza, Alejandro	OF	2007, '09	Galloway, Isaac	OF	2018-19
	Burnett, A.J.	RHP	1999-2005	De La Cruz, Bryan	OF	2021-	Garces, Rich	RHP	1995
	Bush, Homer	INF	2002	De La Cruz, Eulogio	RHP	2008-09	García, Amaury	INF	1999
	C			De Los Santos, Valerio	LHP	2005	García, Guillermo	C	1999
	Cabrera, Edward	RHP	2021-	Decker, Steve	C	1993, '95	García, Harvey	RHP	2007-09
	Cabrera, Miguel	INF/OF	2003-07	Delgado, Carlos	INF	2005	García, Jarlin	LHP	2017-19
	Calero, Kiko	RHP	2009	Delgado, Jesús	RHP	2008	García, Jose	RHP	2006
OPPONENTS	Cameron, Mike	OF	2011	Dempster, Ryan	RHP	1998-2002	Garcia, Yimi	RHP	2020-21
	Caminero, Arquimedes	RHP	2013-14	DeSclafani, Anthony	RHP	2014	Gardner, Lee	RHP	2007-08
	Campbell, Paul	RHP	2021-	Despaigne, Odrisamer	RHP	2016-18	Gardner, Mark	RHP	1994-95
	Cangelosi, John	OF	1997-98	Destrade, Orestes	INF	1993-94	Garrett, Braxton	LHP	2020-
	Cantú, Jorge	INF	2008-10	Detwiler, Ross	LHP	2021	Gaudin, Chad	RHP	2012
	Capps, Carter	RHP	2014-16	Devers, Jose	INF	2021-	German, Franklyn	RHP	2006
	Carpenter, Cris	RHP	1993	Diaz, Isan	INF	2019-	Gillespie, Cole	OF	2015-16
	Carr, Chuck	OF	1993-95	Diaz, Lewin	INF	2020-	Gload, Ross	INF/OF	2009
	Carrillo, Matias	OF	1993-94	Diaz, Mario	INF	1994-95	González, Alex	INF	1998-2005
	Carroll, Brett	OF	2007-10	Diaz, Matt	OF	2013	González, Andy	INF	2009
GENERAL INFORMATION	Carvajal, Marcos	RHP	2007	Dickerson, Corey	OF	2020-21	González, Gabe	LHP	1998
	Cashner, Andrew	RHP	2016	Dietrich, Derek	INF	2013-18	González, Luis	OF	2008
	Castano, Daniel	LHP	2020-	Dillon, Joe	INF	2005	Gonzalez, Merandy	RHP	2018
	Castillo, Frank	RHP	2005	Dobbs, Greg	INF/OF	2011-14	González, Severino	RHP	2017
	Castillo, Luis	INF	1996-2005	Dominguez, Matt	INF	2011	Gordon, Dee	INF	2015-17

ALL-TIME ALPHABETICAL ROSTER

Player Name	Position	Year(s)	Player Name	Position	Year(s)	Player Name	Position	Year(s)
Gracesqui, Frank	RHP	2004	Jackson, Ryan	IF/OF	1998	M		
Granderson, Curtis	OF	2019	Jacobs, Mike	INF	2006-08	Mabry, John	OF	2001
Graves, Brett	RHP	2018-	Jeffcoat, Mike	LHP	1994	Madero, Luis	RHP	2021
Grebeck, Craig	INF	1996	Jennings, Dan	LHP	2012-14	Magadan, Dave	INF	1993-94
Green, Nick	INF	2012-13	Johnson, Charles	C	1994-98, 2001-02	Mahay, Ron	LHP	2000
Greenberg, Adam	OF	2012	Johnson, Chris	INF	2016	Mahoney, Joe	INF	2013
Gregg, Kevin	RHP	2007-08, 2014	Johnson, Josh	RHP	2005-12	Maine, John	RHP	2013
Gregg, Tommy	OF	1995	Johnson, Nick	INF	2009	Mairena, Oswaldo	LHP	2002
Grilli, Jason	RHP	2000-01	Johnson, Reed	OF	2014	Malloy, Marty	INF	2002
Groom, Buddy	LHP	1995	Johnstone, John	RHP	1993-95	Mantei, Matt	RHP	1995-96, '98-99
Guenther, Sean	LHP	2021-	Jones, Garrett	INF	2014	Manzanillo, Josias	RHP	2004
Guerra, Javy	RHP	2017-18	Jones, Hunter	RHP	2010	Maríñez, Jhan	RHP	2010-11
Guerrero, Tayron	RHP	2018-19	Jones, Jacque	OF	2008	Marisnick, Jake	OF	2013-14
Guilmet, Preston	RHP	2021	Jones, Todd	RHP	2005	Marmol, Carlos	RHP	2014
Gulan, Mike	INF	2001	Jorgensen, Ryan	C	2005	Marrero, Deven	INF	2019
Guzman, Jorge	RHP	2020-21	Joyce, Matt	OF	2020	Marte, Luis	INF	2021
H			Julio, Jorge	RHP	2007	Marte, Starling	OF	2020-21
Hall, Cody	RHP	2016	K			Martinez, Carlos	RHP	2006-09
Hammond, Chris	LHP	1993-96, '98	Kearns, Austin	OF	2012-13	Martinez, Cristhian	RHP	2009-10
Hand, Brad	LHP	2011-16	Keller, Kyle	RHP	2019	Martinez, Sandy	C	2000
Haren, Dan	RHP	2015	Kelly, Don	INF	2015-16	Martinez Ozzie	INF	2010-11
Harris, Lenny	INF/OF	2003-05	Kensing, Logan	RHP	2004-09	Masset, Nick	RHP	2015
Harrison, Monte	OF	2020-	Kim, Byung-Hyun	RHP	2007	Mathews, Terry	RHP	1994-96
Harvey, Bryan	RHP	1993-95	Kinley, Tyler	RHP	2018-19	Mathis, Jeff	C	2013-16
Hatcher, Chris	C/RHP	2010-14	Kintzler, Brandon	RHP	2020	Mattison, Kevin	OF	2012-13
Hayes, Brett	C	2009-12	Klink, Joe	LHP	1993	Maybin, Cameron	OF	2008-10, '18
Heaney, Andrew	LHP	2014	Knorr, Randy	C	1998	Mazzaro, Vin	RHP	2015
Hechavarria, Adeiny	INF	2013-17	Knotts, Gary	RHP	2001-02	McClure, Bob	LHP	1993
Heineman, Tyler	C	2019	Koch, Billy	RHP	2004	McGehee, Casey	INF	2014-15
Helling, Rick	RHP	1996-97, 2003	Koehler, Tom	RHP	2012-17	McGough, Scott	RHP	2015
Helms, Wes	INF/OF	2006, '08-11	Koronka, John	LHP	2009	McGowan, Dustin	RHP	2016-17
Hendrickson, Mark	LHP	2008	Kotchman, Casey	INF	2013	McGriff, Terry	C	1993
Henriquez, Oscar	RHP	1998	Kotsay, Mark	OF	1997-2000	McGuire, Ryan	INF/OF	2001
Henry, Payton	C	2021-	L			McMillon, Billy	OF	1996-97
Hensley, Clay	RHP	2010-11	Lamb, Mike	INF	2010	McPherson, Dallas	INF	2008-09
Heredia, Félix	LHP	1996-98	Larkin, Andy	RHP	1996, '98	Meadows, Brian	RHP	1998-99
Herges, Matt	RHP	2006	Latos, Mat	RHP	2015	Mecir, Jim	RHP	2005
Hermida, Jeremy	OF	2005-09	Lavarnway, Ryan	C	2020	Medina, Rafael	RHP	1998-99
Hernandez, Elieser	RHP	2018-	Lazo, Raudel	LHP	2015-	Mejia, Humberto	RHP	2020
Hernández, Gorkys	OF	2012	LeBlanc, Wade	LHP	2012-13	Mendez, Adalberto	RHP	2010-11
Hernández, Jeremy	RHP	1994-95	Lee, Braxton	OF	2018	Messenger, Randy	RHP	2005-07
Hernández, Kike	INF	2014	Lee, Carlos	INF	2012	Meyer, Ben	RHP	2018
Hernández, Livan	RHP	1996-99	Lee, Derrek	INF	1998-2003	Meyer, Dan	LHP	2009-10
Herrera, Rosell	INF	2019	Leibrandt, Brandon	LHP	2020	Miceli, Dan	RHP	2000-01
Hess, David	RHP	2021	Leiter, Al	LHP	1996-97, 2005	Millar, Kevin	INF/OF	1998-2002
Hill, Koyie	C	2013	Leon, Sandy	C	2021	Miller, Andrew	LHP	2008-10
Hoffman, Trevor	RHP	1993	Leroux, Chris	RHP	2009-10	Miller, Brian	OF	2021
Holaday, Bryan	C	2018-19	Levrault, Allen	RHP	2003	Miller, Jai	OF	2008-09
Hollandsworth, Todd	OF	2003	Lewis, Richie	RHP	1993-95	Miller, Justin	RHP	2007-08
Holloway, Jordan	RHP	2020-	Linden, Todd	OF	2007	Miller, Kurt	RHP	1994, '96-97
Hood, Destin	OF	2016	Lindstrom, Matt	RHP	2007-09	Milliard, Ralph	INF	1996-97
Hoover, Paul	C	2006-08	Lloyd, Graeme	LHP	2002	Mitchell, Bryan	RHP	2021
Hough, Charlie	RHP	1993-94	Lo Duca, Paul	C	2004-05, '08	Mitre, Sergio	RHP	2006-08
Houser, James	LHP	2010	Locke, Jeff	LHP	2017	Moehler, Brian	RHP	2005-06
Howard, Ben	RHP	2004	Lombardozzi, Steve	INF	2017	Moore, Tyler	INF	2017
Hoyt, James	RHP	2020	Looper, Braden	RHP	1999-2003	Moran, Brian	LHP	2019-20
Hurst, Bill	RHP	1996	Lopez, Jose	INF	2011	Morimando, Shawn	LHP	2021
Hutton, Mark	RHP	1996-97	Lopez, Mendy	INF	2000	Morin, Mike	RHP	2020
Hyers, Tim	INF/OF	1999	López, Pablo	RHP	2018-	Mordecia, Mike	INF	2002-05
I			Lowell, Mike	INF	1999-2005	Morman, Russ	INF	1994-97
Infante, Omar	INF	2011-12	Lucas, Ed	INF	2013-14	Morris, Bryan	RHP	2014-16
Izquierdo, Hansel	RHP	2002	Ludwick, Eric	RHP	1998	Morrison, Logan	INF/OF	2010-13
J			Luna, Hector	INF	2010	Morse, Michael	INF	2015
Jackson, Alex	C	2021-	Luzardo, Jesus	LHP	2021-	Mota, Guillermo	RHP	2004-05
Jackson, Edwin	RHP	2016	Lyden, Mitch	C	1993	Mottola, Chad	OF	2001

FRONT OFFICE

FIELD STAFF

PLAYERS

CLUB HISTORY

PLAYER DEVELOPMENT

OPPONENTS

GENERAL INFORMATION

ALL-TIME ALPHABETICAL ROSTER

	FRONT OFFICE	FIELD STAFF	PLAYERS	CLUB HISTORY	PLAYER DEVELOPMENT	OPPONENTS	GENERAL INFORMATION	
Mouton, Lyle	OF	2001	Pop, Zach	RHP	2021-	Sanchez, Jesus	OF	2020-
Mujica, Edward	RHP	2011-12	Pose, Scott	OF	1993	Sanchez, Sixto	RHP	2020-
Murphy, Donnie	INF	2010-12	Poteet, Cody	RHP	2021-	Santiago, Benito	C	1993-94
Murphy, Rob	LHP	1995	Powell, Jay	RHP	1995-98	Saunders, Tony	LHP	1997
Mutis, Jeff	LHP	1994	Prado, Martín	INF	2015-19	Scheid, Rich	LHP	1994-95
Myers, Mike	LHP	1995	Pruitt, Austin	RHP	2021	Scruggs, Xavier	INF	2016
N			Puello, Cesar	OF	2019	Seanez, Rudy	RHP	2004
Narveson, Chris	LHP	2015-16	Q			Seddon, Chris	LHP	2007
Natal, Bob	C	1993-97	Qualls, Chad	RHP	2013	Shafer, Justin	RHP	2020
Navarreto, Brian	C	2020	Quantrill, Paul	RHP	2005	Sharp, Sterling	RHP	2020
Neal, Blaine	RHP	2001-03	Quijada, Jose	LHP	2019	Sheffield, Gary	INF/OF	1993-98
Neidert, Nick	RHP	2020-	Quezada, Johan	RHP	2020	Shuck, JB	OF	2018
Nelson, Joe	RHP	2008	R			Siddall, Joe	C	1996
Nen, Robb	RHP	1993-97	Rabelo, Mike	C	2008-09	Sierra, Magneuris	OF	2018-21
Neu, Mike	LHP	2004	Raines, Tim	OF	2002	Sinkbeil, Brett	RHP	2010
Nicolino, Justin	LHP	2015-17	Ramírez, Erasmo	LHP	2007	Skipworth, Kyle	C	2013
Noesi, Hector	RHP	2019	Ramírez, Hanley	INF	2006-12	Slowey, Kevin	RHP	2013-14
Nolasco, Ricky	RHP	2006-13	Ramírez, Harold	OF	2019-20	Small, Aaron	RHP	1995, 2004
Nuñez, Abraham	OF	2002, '04	Ramírez, Julio	OF	1999	Smith, Caleb	LHP	2018-2020
Nuñez, Vladimir	RHP	1999-2003	Ramos, AJ	RHP	2012-17	Smith, Chuck	RHP	2000-01
O			Rapp, Pat	RHP	1993-97	Smith, Josh A.	RHP	2020
O'Brien, Peter	INF	2018-19	Rauch, Jon	RHP	2013	Smith, Josh D.	LHP	2019-20
O'Grady, Chris	LHP	2017-2018	Rea, Colin	RHP	2016	Smith, Mark	OF	2000
O'Halloran, Greg	C/IF	1994	Realmuto, J.T.	C	2014-2018	Smith, Travis	RHP	2005
Obermueller, Wes	RHP	2007	Redman, Mark	LHP	2003	Solano, Donovan	INF	2012-15
Ogando, Nefi	RHP	2016	Redmond, Mike	C	1998-2004	Solano, Jhonatan	C	2015
Ohman, Will	LHP	2010	Reed, Chris	LHP	2015	Sosa, Jorge	RHP	2010
Ojala, Kirt	LHP	1997-99	Reed, Eric	OF	2006-07	Speier, Justin	RHP	1998
Okert, Steven	LHP	2021-	Rentería, Edgar	INF	1996-98	Spooneybarger, Tim	RHP	2003
Oliver, Darren	LHP	2004	Rentería, Rich	INF	1993-94	Springer, Dennis	RHP	1999
Olivo, Miguel	C	2006-07, '13	Resop, Chris	RHP	2005-06	Stanek, Ryne	RHP	2019-20
Olmos, Edgar	LHP	2013	Reyes, Jo-Jo	LHP	2016	Stanifer, Rob	RHP	1997-98
Olsen, Kevin	RHP	2001-03	Reyes, Jose	INF	2012	Stanton, Giancarlo	OF	2010-17
Olsen, Scott	LHP	2005-08	Rhodes, Arthur	LHP	2008	Steckenrider, Drew	RHP	2017-
Orie, Kevin	INF	1998-99	Richards, Trevor	RHP	2018-19	Straily, Dan	RHP	2017-18
Orsulak, Joe	OF	1996	Riddle, JT	INF	2017-19	Strickland, Scott	RHP	2010
Ortega, Rafael	OF	2018	Riedling, John	RHP	2005	Strong, Joe	RHP	2000-01
Oviedo, Juan Carlos	RHP	2009-11	Rienzo, Andre	RHP	2015	Sutton, Larry	INF	2004
Owens, Eric	OF	2001-02	Rivera, Mike	C	2010	Suzuki, Ichiro	OF	2015-17
Owens, Henry	RHP	2007-08	Rivera, Yadiel	INF	2018	T		
Ozuna, Marcell	OF	2013-17	Robertson, Nate	LHP	2002, '10	Tankersley, Taylor	LHP	2006-10
Ozuna, Pablo	INF	2000-02	Rodney, Fernando	RHP	2016	Tarpley, Stephen	LHP	2020
P			Rodriguez, Henry	OF	2000	Tavarez, Jesús	OF	1994-96
Pall, Donn	RHP	1996-98	Rodriguez, Henry	RHP	2014	Tavarez, Julian	RHP	2002
Panik, Joe	INF	2021	Rodriguez, Ivan	C	2003	Taylor, Graham	LHP	2009
Paulino, Ronny	C	2009-10	Rodriguez, Rich	LHP	1993	Tazawa, Junichi	RHP	2017-18
Pavano, Carl	RHP	2002-04	Rodriguez, Sean	INF	2020	Tejera, Michael	LHP	1999, 2002-04
Peña, Alejandro	RHP	1995-96	Rogers, Trevor	LHP	2020-	Telis, Tomás	C	2015-2018
Pendleton, Terry	INF	1995-96	Rojas, Miguel	INF	2015-	Teut, Nate	LHP	2002
Penn, Hayden	RHP	2009-10	Rolison, Nate	INF	2000	Thompson, Ryan	OF	2001
Penny, Brad	RHP	2000-04, '14	Romo, Sergio	RHP	2019	Thompson, Zach	RHP	2021
Pérez, Yefri	UTL	2016	Rosario, Sandy	RHP	2010-12	Thurston, Joe	OF	2011
Pérez, Yorkis	LHP	1994-96	Roskos, John	INF	1998-99	Tingley, Ron	C	1994
Perisho, Matt	LHP	2004-05	Ross, Cody	OF	2006-10	Tinoco, Jesus	RHP	2020
Peters, Dillon	LHP	2017-18	Rottino, Vinny	INF/OF	2011	Tracy, Chad	INF	2010
Petersen, Bryan	OF	2010-13	Rucinski, Drew	RHP	2018	Treanor, Matt	C	2004-08
Petit, Yusmeiro	RHP	2006	Ruffin, Johnny	RHP	2001	Tucker, Ryan	RHP	2008
Phelps, David	RHP	2015-17	Ruggiano, Justin	OF	2012-13	Turner, Jacob	RHP	2012-14, '18
Phelps, Tommy	LHP	2003-04	S			Turner, Matt	RHP	1993
Phillips, Zach	LHP	2013	Saltalamacchia, Jarrod	C	2014-15	U		
Piazza, Mike	C	1998	Sanabia, Alex	RHP	2010-13	Uggl, Dan	INF	2006-10
Pierre, Juan	OF	2003-05, '13	Sanches, Brian	RHP	2009-11	Urbina, Ugueth	RHP	2003
Pinto, Renyel	LHP	2006-10	Sánchez, Anibal	RHP	2006-12	Ureña, José	RHP	2015-20
Polanco, Placido	INF	2013	Sánchez, Gaby	INF	2008-12	V		
Polidor, Gustavo	INF	1993	Sánchez, Jesús	LHP	1998-2001	Valaika, Chris	INF	2013

Valdes, Marc	RHP	1995-96
Valdespin, Jordany	INF/OF	2014-15
Valdez, Ismael	RHP	2004-05
VandenHurk, Rick	RHP	2007-10
Vargas, Jason	LHP	2005-06
Vázquez, Javier	RHP	2011
Velazquez, Gil	INF	2012-13
Venditte, Pat	SHP	2020
Veras, Jose	RHP	2010
Veras, Quilvio	INF	1995-96
Veras, Randy	RHP	1995
Vesia, Alex	LHP	2020
Villanueva, Elih	RHP	2011
Villar, Jonathan	INF/OF	2020
Villone, Ron	LHP	2005
Vincent, Nick	RHP	2020
Volquez, Edinson	RHP	2017
Volstad, Chris	RHP	2008-11
Vosberg, Ed	LHP	1997
W		
Waechter, Doug	RHP	2008
Walker, Neil	INF	2019
Wallach, Chad	C	2018-21
Wayne, Justin	RHP	2002-04
Weathers, Dave	RHP	1993-96, 2004
Webb, Ryan	RHP	2011-13
Wehner, John	INF/OF	1997-98
Weiss, Walt	INF	1993
Wellemeyer, Todd	RHP	2006
West, Sean	LHP	2009-10
Whisenant, Matt	LHP	1997
White, Devon	OF	1996-97
Whitmore, Darrell	OF	1993-95
Williams, Gerald	OF	2003
Williams, Taylor	RHP	2021
Willingham, Josh	OF	2004-08
Willis, Dontrelle	LHP	2003-07
Wilson, Josh	INF	2005
Wilson, Nigel	OF	1993
Wilson, Preston	OF	1998-2002
Wise, Dewayne	OF	2011
Witt, Bobby	RHP	1995
Wittgren, Nick	RHP	2016-2018
Wolf, Randy	RHP	2014
Wolf, Ross	RHP	2007
Wood, Jason	INF	2006-08
Wood, Tim	RHP	2009-10
Worley, Vance	RHP	2017
Y		
Yamamoto, Jordan	RHP	2019-20
Yelich, Christian	OF	2013-17
Z		
Zambrano, Carlos	RHP	2012
Zarate, Mauro	RHP	2007
Zaun, Gregg	C	1996-98
Zeile, Todd	INF	1998
Zosky, Eddie	INF	1995
Ziegler, Brad	RHP	2017-18

FRONT OFFICE

FIELD STAFF

PLAYERS

CLUB HISTORY

PLAYER DEVELOPMENT

OPPONENTS

GENERAL INFORMATION

SOUTH FLORIDA BBWAA AWARD WINNERS

YEAR	Team MVP	Rookie of the Year	Charlie Hough "Good Guy" Award	Most Improved	Jeff Conine Award for Heart & Professionalism
1993	Bryan Harvey	None	None	None	---
1994	Jeff Conine	None	None	None	---
1995	Jeff Conine	Charles Johnson	Charlie Hough	Pat Rapp	---
1996	Gary Sheffield	Edgar Rentería	Rene Lachemann	Robb Nen	---
1997	Moises Alou	Liván Hernández	Bobby Bonilla	Charles Johnson	---
1998	Cliff Floyd	Mark Kotsay	Rich Donnelly	Matt Mantei	---
1999	Luis Castillo	Preston Wilson	Mike Redmond	Antonio Alfonseca	---
2000	Preston Wilson	Chuck Smith	Mike Lowell	Derrek Lee	---
2001	Cliff Floyd	Josh Beckett	Kevin Millar	Kevin Millar	---
2002	Luis Castillo	Michael Tejera	Andy Fox	A.J. Burnett	---
2003	Juan Pierre	Dontrelle Willis	Braden Looper	Carl Pavano	---
2004	Miguel Cabrera	None	Juan Pierre	Carl Pavano	---
2005	Dontrelle Willis	Jason Vargas	Carlos Delgado	Todd Jones	---
2006	Miguel Cabrera	Hanley Ramírez	Dontrelle Willis	Joe Borowski	---
2007	Hanley Ramírez	Matt Lindstrom	Matt Treanor	Kevin Gregg	---
2008	Hanley Ramírez	Chris Volstad	Luis Gonzalez	---	Alfredo Amézaga
2009	Hanley Ramírez	Chris Coghlan	Cody Ross	---	Wes Helms
2010	Dan Uggla	Gaby Sánchez	Bill Beck	---	Clay Hensley
2011	Giancarlo Stanton	Steve Cishek	John Buck	---	Emilio Bonifacio
2012	Giancarlo Stanton	Donovan Solano	Jose Reyes	---	Justin Ruggiano
2013	José Fernández	José Fernández	Steve Cishek	---	Jeff Mathis
2014	Giancarlo Stanton	Sam Dyson	Mike Dunn	---	Casey McGehee
2015	Dee Gordon	J.T. Realmuto	Tom Koehler	---	Adeiny Hechavarría
2016	Christian Yelich	Kyle Barraclough	Martin Prado	---	Ichiro Suzuki
2017	Giancarlo Stanton	Jarlin García	Miguel Rojas	---	J.T. Realmuto
2018	J.T. Realmuto	Brian Anderson	Lewis Brinson	---	Miguel Rojas
2019	Brian Anderson	Sandy Alcantara	Miguel Rojas	---	Neil Walker
2020	Jesus Aguilar	Sixto Sanchez	Pablo Lopez	---	---
2021	Sandy Alcantara/ Jesus Aguilar	Trevor Rogers	Jazz Chisholm Jr.	---	Miguel Rojas

FRONT OFFICE

FIELD STAFF

PLAYERS

CLUB HISTORY

PLAYER DEVELOPMENT

OPPONENTS

GENERAL INFORMATION

ALL-TIME PLAYER AWARDS

BBWAA MANAGER OF THE YEAR

2003 Jack McKeon
2006 Joe Girardi
2020 Don Mattingly

SPORTING NEWS MANAGER OF THE YEAR

2008 Fredi González
2020 Don Mattingly

BBWAA NL MOST VALUABLE PLAYER

2017 Giancarlo Stanton

BBWAA NL ROOKIE OF THE YEAR

2003 Dontrelle Willis
2006 Hanley Ramírez
2009 Chris Coghlan
2013 José Fernández

NATIONAL LEAGUE ALL-STAR

1993 Bryan Harvey (RP)
Gary Sheffield (3B Starter)
1994 Jeff Conine (OF)
1995 Jeff Conine (OF)
1996 Kevin Brown (SP)
Al Leiter (SP)
Gary Sheffield (OF)
1997 Moises Alou (OF)
Kevin Brown (SP)
Charles Johnson (C)
1998 Edgar Rentería (SS)
1999 Alex González (SS)
2000 Ryan Dempster (SP)
2001 Cliff Floyd (OF)

Charles Johnson (C)
2002 Luis Castillo (2B)
Mike Lowell (3B)
2003 Luis Castillo (2B)
Mike Lowell (3B)
Dontrelle Willis (SP)
2004 Carl Pavano (SP)
Armando Benítez (RP)
Mike Lowell (3B)
Miguel Cabrera (OF)
2005 Luis Castillo (2B)
Paul Lo Duca (C)
Dontrelle Willis (SP)
Miguel Cabrera (OF)
2006 Miguel Cabrera (3B)
Dan Uggla (2B)
2007 Miguel Cabrera (3B)
2008 Hanley Ramírez (SS Starter)
Dan Uggla (2B)
2009 Hanley Ramírez (SS Starter)
Josh Johnson (SP)
2010 Hanley Ramírez (SS Starter)
Josh Johnson (SP)
2011 Gaby Sánchez (1B)
2012 Giancarlo Stanton (OF)
2013 José Fernández (SP)
2014 Henderson Álvarez (SP)
Giancarlo Stanton (OF*)
2015 Dee Gordon (2B Starter)
Giancarlo Stanton (OF Starter)
2016 José Fernández (SP)
Marcell Ozuna (OF Starter)
A.J. Ramos (RP)

Fernando Rodney (RP)
2017 Marcell Ozuna (OF Starter)
Giancarlo Stanton (OF, DH start)
2018 J.T. Realmuto (C)
2019 Sandy Alcantara
2021 Trevor Rogers (SP)

NLCS MVP

1997 Liván Hernández (SP)
2003 Iván Rodríguez (C)

WORLD SERIES MVP

1997 Liván Hernández (SP)
2003 Josh Beckett (SP)

ALL-STAR GAME MVP

1995 Jeff Conine (OF)

RAWLINGS GOLD GLOVE

1995 Charles Johnson (C)
1996 Charles Johnson (C)
1997 Charles Johnson (C)
2003 Derrek Lee (1B)
Luis Castillo (2B)
2004 Luis Castillo (2B)
2005 Luis Castillo (2B)
Mike Lowell (3B)
2012 Mark Buehrle (P)
2014 Christian Yelich (LF)
2015 Dee Gordon (2B)
2017 Marcell Ozuna (LF)

SILVER SLUGGER AWARD

1996 Gary Sheffield (OF)
2003 Mike Lowell (3B)
2005 Miguel Cabrera (OF)
2006 Miguel Cabrera (3B)
2008 Hanley Ramírez (SS)
2009 Hanley Ramírez (SS)
2010 Dan Uggla (2B)
2014 Giancarlo Stanton (RF)
2015 Dee Gordon (2B)
2016 Christian Yelich (LF)
2017 Marcell Ozuna (LF)
2017 Giancarlo Stanton (RF)
2018 J.T. Realmuto (C)

PLAYER'S CHOICE AWARDS

1999 Alex Fernández
Comeback Player of the Year
Preston Wilson
Rookie of the Year
2006 Dan Uggla
Rookie of the Year
2013 José Fernández
Rookie of the Year
2014 Giancarlo Stanton
NL Outstanding POY
Casey McGehee
NL Comeback Player of the Year
2016 José Fernández
Comeback Player of the Year
2017 Giancarlo Stanton

ALL-TIME PLAYER AWARDS

<p>NL Outstanding POY</p> <p>NL HANK AARON AWARD</p> <p>2014 Giancarlo Stanton</p> <p>2017 Giancarlo Stanton</p> <p>BASEBALL DIGEST ALL-ROOKIE TEAM</p> <p>1993 Chuck Carr (OF) Jeff Conine (OF)</p> <p>1995 Charles Johnson (C)</p> <p>1996 Luis Castillo (2B)</p> <p>1997 Liván Hernández (SP)</p> <p>1998 Mark Kotsay (OF)</p> <p>1999 Álex González (SS) Preston Wilson (OF)</p> <p>2003 Dontrelle Willis (SP)</p> <p>WARREN SPAHN AWARD</p> <p>2005 Dontrelle Willis</p> <p>LOU BROCK AWARD</p> <p>1993 Chuck Carr (OF)</p> <p>1995 Quilvio Veras (2B)</p> <p>2000 Luis Castillo (2B)</p> <p>2002 Luis Castillo (2B)</p> <p>2003 Juan Pierre (OF)</p> <p>2015 Dee Gordon (2B)</p> <p>2017 Dee Gordon (2B)</p> <p>NL FIREMAN OF THE YEAR</p> <p>2000 Antonio Alfonseca</p> <p>ROLAIDS RELIEF MAN OF THE</p>	<p>MONTH</p> <p>1996 Robb Nen (May)</p> <p>1996 Robb Nen (August)</p> <p>1997 Robb Nen (June)</p> <p>2000 Antonio Alfonseca (June)</p> <p>NL ROLAIDS RELIEF MAN AWARD</p> <p>2000 Antonio Alfonseca</p> <p>DHL DELIVERY MAN OF THE MONTH</p> <p>2005 Todd Jones (August)</p> <p>NL PLAYER OF THE MONTH</p> <p>1995 Jeff Conine (June)</p> <p>2008 Hanley Ramírez (June)</p> <p>2011 Emilio Bonifacio (July)</p> <p>2012 Giancarlo Stanton (May)</p> <p>2015 Giancarlo Stanton (June)</p> <p>2017 Giancarlo Stanton (August)</p> <p>NL PITCHER OF THE MONTH</p> <p>1993 Chris Hammond (June)</p> <p>1996 Kevin Brown (August)</p> <p>2003 Dontrelle Willis (June)</p> <p>2004 Carl Pavano (June)</p> <p>2005 Dontrelle Willis (April)</p> <p>2010 Josh Johnson (June)</p> <p>2011 Josh Johnson (April)</p> <p>2011 Javier Vázquez (September)</p> <p>2014 José Fernández (April)</p> <p>NL RELIEVER OF THE MONTH</p> <p>2018 Kyle Barraclough (June)</p>	<p>NL ROOKIE OF THE MONTH</p> <p>2003 Dontrelle Willis (June)</p> <p>2003 Miguel Cabrera (July)</p> <p>2003 Miguel Cabrera (September)</p> <p>2006 Josh Johnson (May)</p> <p>2006 Josh Johnson (June)</p> <p>2006 Dan Uggla (June)</p> <p>2006 Anibal Sánchez (September)</p> <p>2009 Chris Coghlan (August)</p> <p>2010 Gaby Sánchez (June)</p> <p>2013 José Fernández (July)</p> <p>2013 José Fernández (August)</p> <p>2015 Justin Bour (September)</p> <p>2021 Trevor Rogers (April)</p> <p>2021 Trevor Rogers (May)</p> <p>NL PLAYER OF THE WEEK</p> <p>1993 Junior Félix (April 19)</p> <p>1994 Gary Sheffield (April 25)</p> <p>1995 Gary Sheffield (September 18)</p> <p>1996 Al Leiter (May 6)</p> <p>1997 Gary Sheffield (August 5)</p> <p>1997 Kevin Brown (June 9)</p> <p>1998 Edgar Rentería (June 8)</p> <p>2000 Mike Lowell (August 28)</p> <p>Cliff Floyd (September 25)</p> <p>2001 A.J. Burnett (May 7)</p> <p>Ryan Dempster (July 2)</p> <p>Kevin Millar (July 9)</p> <p>Cliff Floyd (July 16)</p> <p>2002 Luis Castillo (June 17)</p> <p>A.J. Burnett (August 12)</p> <p>Mike Lowell (September 23)</p> <p>2003 Dontrelle Willis (June 16)</p>	<p>Mark Redman (June 30)</p> <p>Ugueth Urbina (September 22)</p> <p>2005 A.J. Burnett (April 11)</p> <p>Miguel Cabrera (July 18)</p> <p>2006 Miguel Cabrera (August 21)</p> <p>Anibal Sánchez (September 11)</p> <p>2007 Miguel Cabrera (April 1)</p> <p>Miguel Cabrera (June 4)</p> <p>Hanley Ramírez (July 2)</p> <p>2008 Ricky Nolasco (June 16)</p> <p>2009 Hanley Ramírez (June 22)</p> <p>Jorge Cantú (May 3)</p> <p>Josh Johnson (April 5)</p> <p>2010 Giancarlo Stanton (August 9)</p> <p>2011 Gaby Sánchez (May 2)</p> <p>2012 Giancarlo Stanton (August 28)</p> <p>Ricky Nolasco (September 10)</p> <p>2013 Steve Cishek (August 5)</p> <p>José Fernández (August 5)</p> <p>José Fernández (August 26)</p> <p>Henderson Álvarez (September 30)</p> <p>2014 José Fernández (April 7)</p> <p>Steve Cishek (July 28)</p> <p>2015 Adeiny Hechavarria (April 26)</p> <p>Giancarlo Stanton (June 14)</p> <p>2016 José Fernández (May 15)</p> <p>Giancarlo Stanton (July 10)</p> <p>Ichiro Suzuki (August 7)</p> <p>2017 J.T. Realmuto (April 10)</p> <p>Marcell Ozuna (April 17)</p> <p>Edinson Volquez (June 5)</p> <p>Giancarlo Stanton (August 14)</p> <p>Giancarlo Stanton (August 28)</p> <p>Marcell Ozuna (September 25)</p>
---	---	--	--

ALL-TIME TRADES BY TEAM

TEAM (TOTAL TRADES W/MARLINS)	LAST TRADE
Arizona (10).....	7/31/20- RHP Zach Pop for Player to be Named Later
Atlanta (9).....	07/30/21 - C Alex Jackson for OF Adam Duvall
Baltimore (7).....	8/1/20 - Richard Bleier for Player to be Named Later
Boston (8).....	1/10/20 - INF Angeudis Santos for RHP Austin Brice
Chicago Cubs (15).....	07/31/15-RHP Ivan Pinedo & INF Elliot Soto for RHP Dan Haren
Chicago White Sox (7).....	3/27/19 - INF Eddy Alvarez for cash considerations
Cincinnati (12).....	03/17/18-INF Eric Jagielo for cash considerations
Cleveland (4).....	11/30/20 - RHP Adam Cimber for cash considerations
Colorado (8).....	08/06/11-INF/OF Alfredo Amézaga for INF Jesús Merchan
Detroit (7).....	03/30/10-LHP Nate Robertson & cash for LHP Jay Voss
Houston (9).....	07/28/21 - OF Bryan De La Cruz and RHP Austin Pruitt for RHP Yimi Garcia
Kansas City (9).....	11/28/14-RHP Aaron Crow for LHP Brian Flynn & RHP Reid Redman
Los Angeles Angels (6).....	03/29/21- Cash considerations for RHP James Hoyt
Los Angeles Dodgers (2).....	2/12/20-RHP Dylan Floro for LHP Alex Vesia and RHP Kyle Hurt
Milwaukee (7).....	7/30/21 - C Payton Henry for RHP John Curtiss
Minnesota (4).....	7/27/19 - INF Lewin Diaz for RHPs Sergio Romo and Chris Vallimont
New York Mets (12).....	2/1/20 INF Federico Polanco for RHP Jordan Yamamoto
New York Yankees (7).....	1/15/20 - LHP Stephen Tarpley for INF James Nelson and cash considerations
Oakland (7).....	7/28/21 - LHP Jesus Luzardo for OF Starling Marte
Philadelphia (5).....	02/7/19 - C Jorge Alfaro, RHP Sixto Sanchez, LHP Will Stewart, and future considerations for C J.T. Realmuto
Pittsburgh (10).....	11/29/21 - C Jacob Stallings for RHP Zach Thompson, RHP Kyle Nicolas, and OF Connor Scott
San Diego (17).....	12/1/21-C Jorge Alfaro for cash considerations
Seattle (8).....	07/31/18-INF Bryson Brigman for OF Cameron Maybin
San Francisco (7).....	12/20/14 - RHPs Kendry Flores & Luis Castillo for INF Casey McGehee
St. Louis (6).....	1/14/20 - OF Diowill Burgos for OF Austin Dean
Tampa Bay (8).....	11/30/21 - 2B Joey Wendle for CF Kameron Misner
Texas (10).....	07/31/15-LHP Cody Ege & C Tomas Telis for RHP Sam Dyson
Toronto (7).....	06/29/21- 2B Joe Panik and RHP Andrew McInnive for LF Corey Dickerson, RHP Adam Cimber, and cash considerations
Washington/Montreal (7).....	07/01/09 - INF Nick Johnson for LHP Aaron Thompson

**Through March 2022*

RULE 5 DRAFT

	YEAR	PLAYER(S) SELECTED (FROM)	PHASE	PLAYER(S) LOST (TO)	PHASE
FRONT OFFICE	1992	RHP Stan Spencer (Montreal)# LHP Mike Myers (San Francisco)* OF Scott Pose (Cincinnati)*	MLB MLB MLB	C Jim McNamara (San Francisco)*	MLB
	1993	RHP Steve Long (New York-NL)* RHP Antonio Alfonseca (Montreal) LHP Mark Yockey (San Francisco) RHP Don Perigny (Chicago-AL) RHP Tom Paskievitch (San Diego)	MLB AAA AAA AAA AA	RHP Ryan Whitman (San Diego) 3B Bryn Kosco (Colorado)	AAA AAA
	1994	RHP Matt Mantei (Seattle)* LHP Matt Dunbar (New York-AL)* RHP Adrian Hollinger (San Diego)	MLB MLB AAA		
	1995	LHP Keith Garagozzo (New York-AL)	AAA		
	1996	LHP Hector Mercado (Houston) RHP Joe Jacobsen (Los Angeles-NL) RHP Brock Steinke (Houston) C Ramsey Koevers (Montreal)	AAA AAA AAA AA	RHP Will Cunnane (San Diego)*	MLB
FIELD STAFF	1997	LHP David Pyc (Los Angeles-NL)	AAA	LHP Hector Mercado (Philadelphia)* RHP Martin Sánchez (Arizona)* OF Roosevelt Brown (Chicago-NL) OF Scott Podsednik (Texas) RHP Nigel Alejo (Milwaukee) 3B Tony Darden (New York-NL) LHP Chad Miles (Detroit)	MLB MLB AAA AAA AAA AAA AAA
	1998	LHP Alberto Blanco (Houston) # INF Benji Gil (Chicago-AL)	MLB AAA	RHP Eric Ludwick (Detroit)* RHP Tim McClaskey (Seattle) LHP Scott DeWitt (Colorado) INF Ismael Reynoso (San Francisco)	MLB AAA AAA AAA
	1999	LHP Johan Santana (Houston)* Wynter Phoenix (Los Angeles-NL)	MLB AAA	LHP Gabe Gonzalez (Montreal) RHP Aaron Cames (Los Angeles-NL)	AAA AAA
	2000			INF Joe Funaro (Seattle)	AAA
	2001	LHP Jason Pruitt (Baltimore)	AA	INF Luis Ugueto (Pittsburgh) # C Dominic Woody (Seattle)	MLB AAA
PLAYERS	2002	LHP Frank Gracesqui (Toronto) LHP Eric Reynolds (New York-AL) RHP Daniel Griffin (Montreal)	AAA AAA AA	RHP Elvis DeJesús (Boston) RHP Marc Sauer (Oakland) INF Marco Yopez (Montreal)	AAA AAA AAA
	2003	INF Chris Bass (Pittsburgh) RHP Peter Bauer (Toronto) OF Adam Bonner (Tampa Bay) INF James Goelz (Boston) INF Mike Krga (Tampa Bay)	AAA AAA AAA AA AA	RHP Jason Grilli (Chicago-AL)* LHP Chris Key (Seattle)	MLB AAA
	2004	RHP Rodrigo Rosario (Houston) RHP Josh Teekel (St. Louis) LHP Luke Lockwood (Washington) OF Alejandro De Aza (Los Angeles-NL)	AAA AAA AAA AAA	RHP Victor Prieto (Washington) RHP Ryan Warpinski (Chicago-AL) OF Travis Ezi (Chicago-NL) INF Matt Demarco (St. Louis) OF Jim Kavourias (Washington)	AAA AAA AAA AAA AA
	2005	INF Dan Uggla (Arizona)* LHP Michael Megrew (Los Angeles-NL) # INF Agustin Septimo (Milwaukee) INF Jose Ronda (Cincinnati) RHP Jarrod Farrell (Tampa Bay) RHP Christopher Young (Pittsburgh)	MLB MLB AAA AAA AAA AAA		
	2006	INF Josh Labandeira (Washington) RHP Cristhian Martinez (Detroit) OF Lorenzo Scott Jr. (Baltimore)	AAA AAA AAA	RHP Kevin Cave (Pittsburgh)	AA
CLUB HISTORY	2007	RHP Carlos Guevara (Cincinnati)* INF Smelin Perez (Pittsburgh) OF Daron Roberts (Chicago-AL) RHP Kenny Fernández (Philadelphia) RHP Adalberto Mendez (Chicago-NL)	MLB AAA AAA AA AA		
	2008	LHP Zachary Kroenke (New York-AL) # RHP Ryan Klosterman (Toronto) RHP Brett Harker (Philadelphia) RHP Ronald Hill (Philadelphia)	MLB AAA AAA AAA	LHP Matt Yourkin (San Francisco)	AAA
	2009	LHP Anillins Martinez (Cleveland)	AAA	OF John Raynor (Pittsburgh)	AAA
OPPONENTS					
GENERAL INFORMATION					

RULE 5 DRAFT

YEAR	PLAYER(S) SELECTED (FROM)	PHASE	PLAYER(S) LOST (TO)	PHASE
2009			C Andy Jenkins (Texas)	AA
2010	INF Jaime Ortiz (Los Angeles-NL) RHP Brent Allar (Baltimore)	AAA AA		
2011	OF Donnie Webb (Cleveland)	AA		
2012	LHP Braulio Lara (Tampa Bay) # OF Alfredo Silverio (Los Angeles-NL)*	MLB MLB		
2013	INF Justin Bour (Chicago-NL) OF Brady Shoemaker (Chicago-AL) INF Tony Thompson (Oakland) RHP Kelvin Castro (New York-AL)	AAA AAA AAA AA	OF Kevin Mattison (Milwaukee)	AAA
2014	LHP Andrew McKirahan (Chicago-NL) # LHP Matthew Tomshaw (Minnesota) INF Harold Riggins (Cincinnati) LHP Alexander Burgos (Detroit)	MLB AAA AAA AAA	INF Mark Canha (Colorado)* RHP Ramon Del Orbe (San Francisco) RHP Jheyson Manzueta (Detroit) INF Hiram Martinez (Texas)	MLB AAA AAA AAA
2015	RHP Patrick Johnson (Pittsburgh) C Maxx Tissenbaum (Tampa Bay) RHP Juan Caballero (St. Louis)	AAA AAA AA	RHP Enderson Franco (Atlanta) INF Zack Cox (Washington) RHP Felipe Gonzalez (Los Angeles-NL) LHP Chipper Smith (Baltimore) INF Viosergy Rosa (Oakland) RHP DJ Johnson (Los Angeles-AL) LHP Alexander Burgos (Los Angeles-NL)	AAA AAA AAA AAA AAA AAA AAA
2016	OF Cal Towe (Los Angeles-AL) LHP Nick Maronde (Cleveland) INF Alex Yarbough (Los Angeles-AL)	AAA AAA AAA	RHP Jose Adames (Cincinnati) RHP Sean Donatello (Detroit) RHP Matt Ramsey (Milwaukee)	AAA AAA AAA
2017	RHP Elieser Hernandez (Houston)* RHP Brett Graves (Oakland)* C B.J. Lopez (Arizona) C Sharif Othman (New York-AL) INF Will Allen (Detroit) RHP Brandon Barker (Baltimore)	MLB MLB AAA AAA AAA AAA	RHP Tyler Kinley (Minnesota) # LHP Carlos Diaz (Oakland) #	MLB
2018	RHP Riley Ferrell (Houston) #	MLB	OF Braxton Lee (New York-NL) *	AAA
2019	RHP Sterling Sharp (Washington) # C Julian Leon (Los Angeles-AL)	MLB AAA	OF Jhonny Santos (Seattle)	AAA
2020	RHP Paul Campbell (Tampa Bay) RHP Zach Pop (Baltimore - Selected by Arizona and traded) LHP Jake Fishman (Toronto)	MLB MLB AAA		
2021	INF Charles Leblanc (Texas) LHP Robert Garcia (Kansas City) INF Cobie Vance (Oakland) RHP Luarbert Arias (San Diego) INF Carlos Santiago (Los Angeles-NL)	AAA AAA AAA AAA AAA	RHP Tanner Andrews (Atlanta)	AAA

*- Denotes retained after year
#- Denotes returned to original team

FRONT OFFICE

FIELD STAFF

PLAYERS

CLUB HISTORY

PLAYER DEVELOPMENT

OPPONENTS

GENERAL INFORMATION

BIRTH OF THE FRANCHISE

FRONT OFFICE

AUGUST 8, 1985 - Major League Baseball's new basic agreement permits the National League to expand by two teams to match the American League's 14.

OCTOBER 31, 1987 - U.S. Senators from eight states, including Florida, announce they have formed a congressional task force to investigate baseball expansion.

JUNE 15, 1989 - Baseball says it will announce a timetable for NL expansion within 90 days of the completion of a new basic agreement between the players and owners.

MARCH 7, 1990 - H. Wayne Huizenga announces he has purchased half of Joe Robbie Stadium and 15 percent of the Miami Dolphins for an estimated \$30 million. Huizenga states his intention to aggressively pursue an expansion franchise.

SEPTEMBER 13, 1990 - Dade County Commission repeals an ordinance that had limited Joe Robbie Stadium to 18 events a year.

SEPTEMBER 18, 1990 - The National League Expansion Committee hears presentations from all three South Florida groups and one from the Miami Beacon Council.

DECEMBER 18, 1990 - The NL unveils a list of six possible sites. South Florida is included, along with Tampa-St. Petersburg, Orlando, Denver, Buffalo and Washington, D.C. From the South Florida interests, Huizenga's group is chosen.

JANUARY 26, 1991 - Renovations begin to transform Joe Robbie Stadium into a baseball stadium.

FEBRUARY 25, 1991 - The National League Expansion Committee tours Joe Robbie Stadium.

MARCH 30-31, 1991 - Joe Robbie Stadium hosts two exhibition games between the New York Yankees and the Baltimore Orioles, which draw 125,013 fans. This includes a Spring Training record 67,654 sellout on the first night.

JUNE 10, 1991 - Baseball Commissioner Fay Vincent announces Denver and South Florida as the two areas chosen by the expansion committee.

JUNE 12-13, 1991 - Major League owners meet in Santa Monica, Calif., and an ownership committee unanimously approves the two ownership groups. National League owners informally ratify Denver and South Florida.

JULY 5, 1991 - Owners unanimously approve the Florida Marlins and the Colorado Rockies as baseball's two newest franchises.

JULY 8, 1991 - Carl Barger, President of the Pittsburgh Pirates since 1987, is hired as the Marlins first President.

JULY 18, 1991 - Marlins unveil their new team logo before approximately 1,700 guests at Turnberry Isle & Country Club.

SEPTEMBER 18, 1991 - Dave Dombrowski, Montreal Expos General Manager, is named Executive Vice President and General Manager of the Marlins.

NOVEMBER 7, 1991 - Fredi Gonzalez is hired as the Marlins first Minor League manager.

DECEMBER 10, 1991 - Marlins obtain an agreement to join the Gulf Coast League's Central Division beginning in June of 1992. Carlos Tosca will manage the team.

DECEMBER 11, 1991 - Marlins sign a one-year agreement with the Erie (PA) Sailors of the New York-Penn League for 1992. The Short-Season team will begin play in June of 1992 with a 78-game schedule. Fredi Gonzalez is named to manage the club.

DECEMBER 16, 1991 - Clemente Nuñez, a 16-year-old right-handed pitcher from the Dominican Republic, is signed to a Minor League contract by scout Edmundo Borrrome. The Marlins' first player is assigned to the Gulf Coast rookie league.

FEBRUARY 28, 1992 - Marlins hold first-ever tryout camp at Bucky Dent Baseball School in Delray Beach and sign Ryan Whitman, a 20-year-old right-handed pitcher from Palm Beach Gardens, to a Minor League contract. More than 600 baseball hopefuls participate in the camp.

FIELD STAFF

PLAYERS

CLUB HISTORY

PLAYER DEVELOPMENT

OPPONENTS

GENERAL INFORMATION

MARCH 12, 1992 - Marlins kick off season ticket campaign, with tickets going on sale March 23.

MAY 2, 1992 - LHP Mark Stephens becomes the first player under contract with the Marlins to appear in a professional game. Stephens' contract is optioned to the Salinas Spurs of the California League.

MAY 18, 1992 - WQAM (560 AM) signs a four-year contract to become the official radio voice of the Florida Marlins.

JUNE 1, 1992 - Marlins select catcher Charles Johnson of the University of Miami with their first-ever, first-round draft pick in the June amateur draft.

JUNE 15, 1992 - Erie Sailors play the Marlins' first-ever Minor League game, losing 6-5 to the Jamestown Expos in 13 innings. John Lynch throws the first pitch, Brad Clem takes the first at-bat and later collects the first hit, and Lou Lucca drives in Scott Samuels with the first run in Marlins' organizational history.

JULY 28, 1992 - The rookie league Gulf Coast Marlins win their 14th game in a row, the longest streak by any Minor League club during the 1992 season.

AUGUST 20, 1992 - WCMQ (1210 AM) signs a two-year contract to become the official Spanish radio voice of the Florida Marlins.

SEPTEMBER 3, 1992 - Erie qualifies for the New York-Penn League playoffs as the wild card entry. They beat the Hamilton Redbirds, 5-2, in a one-game playoff and move into the finals where they are swept by the Geneva Cubs, 6-3 and 7-4.

OCTOBER 19, 1992 - Marlins sign a two-year agreement with the Edmonton Trappers of the Pacific Coast League (Triple-A).

OCTOBER 21, 1992 - Marlins sign their first Triple-A player in right-handed pitcher Matt Turner. He is assigned to Edmonton and invited to 1993 Spring Training.

OCTOBER 23, 1992 - Marlins announce Rene Lachemann as their first manager. Lachemann, who signed a three-year deal, names his older brother Marcel as his pitching coach.

NOVEMBER 17, 1992 - Marlins make OF Nigel Wilson their first pick in the Expansion Draft and select 35 additional players, including Jeff Conine and Pat Rapp.

DECEMBER 7, 1992 - Marlins participate for the first time in the Rule 5 draft and select RHP Stanley Spencer, LHP Mike Myers and OF Scott Pose. They lose C Jim McNamara.

DECEMBER 8, 1992 - Marlins announce the signing of their first two free agents. Infielder Dave Magadan agrees for two years and veteran knuckleball pitcher Charlie Hough for one.

DECEMBER 9, 1992 - Marlins' President Carl Barger collapses during an owners meeting during the baseball winter meetings in Louisville, KY, and dies a few hours later in the Humana University Hospital due to a ruptured abdominal aortic aneurysm.

FEBRUARY 29, 1993 - Marlins dedicate their Brevard County training complex. Owner Wayne Huizenga announces the complex will be called the Carl F. Barger Complex at Viera.

MARCH 5, 1993 - Marlins defeat Houston, 12-8, in their inaugural Spring Training game. Jeff Conine hits Florida's first homer before a crowd of 6,696 at the Cocoa Expo Sports Complex.

APRIL 5, 1993 - Florida defeats the Los Angeles Dodgers, 6-3, to win their inaugural game before a sellout crowd of 42,334 spectators at Joe Robbie Stadium.

INAUGURAL SEASON INFORMATION

MAJOR LEAGUE EXPANSION DRAFT - NOVEMBER 17, 1992 IN NEW YORK, NY

Round 1

1. Nigel Wilson, OF (TOR); 2. Jose Martinez, RHP (NYM); 3. Bret Barberie, INF (MON); 4. Trevor Hoffman, RHP (CIN); 5. Pat Rapp, RHP (SF); 6. Greg Hibbard, LHP (CWS); 7. Chuck Carr, OF (STL); 8. Darrell Whitmore, OF (CLE); 9. Eric Helfand, C (OAK); 10. Bryan Harvey, RHP (CAL); 11. Jeff Conine, INF/OF (KC); 12. Kip Yaughn, RHP (BAL); 13. Jesús Tavarez, OF (SEA).

Round 2

14. Carl Everett, OF (NYY); 15. Dave Weathers, RHP (TOR); 16. John Johnstone, RHP (NYY); 17. Ramon Martinez, INF (PIT); 18. Steve Decker, C (SF); 19. Chris Carpenter, RHP (STL); 20. Jack Armstrong, RHP (CLE); 21. Scott Chiamparino, RHP (TEX); 22. Tom Edens, RHP (MIN); 23. Andres Berumen, RHP (KC); 24. Robert Person, RHP (CWS); 25. Jim Corsi, RHP (OAK); 26. Richie Lewis, RHP (BAL).

Round 3

27. Danny Jackson, LHP (PIT); 28. Bob Natal, C (MON); 29. Jamie McAndrew, RHP (LA); 30. Junior Félix, OF (CAL); 31. Kerwin Moore, OF (KC); 32. Ryan Bowen, RHP (HOU); 33. Scott Baker, LHP (STL); 34. Chris Donnels, INF (NYM); 35. Monty Fariss, OF (TEX); 36. Jeff Tabaka, LHP (MIL).

EXPANSION DRAFT-DAY TRADES

Marlins acquire INFs Gary Scott and Alex Arias from Chicago (NL) for LHP Greg Hibbard.
 Marlins acquire LHPs Joel Adamson and Matt Whisenant from Philadelphia for LHP Danny Jackson.
 Marlins acquire INF Walt Weiss from Oakland for C Eric Helfand and a player to be named later (LHP Scott Baker on 11/20/92).
 Marlins acquire RHPs Brian Griffiths and Hector Carrasco from Houston for RHP Tom Edens.

OPENING DAY - APRIL 5, 1993

Joe Robbie Stadium - The Marlins played their first game in Franchise history on April 5, 1993. The day's festivities began with Hall of Famer Joe DiMaggio throwing out the first pitch. In addition, the Club retired the No. 5 in honor of their late president, Carl Barger. The Marlins defeated the Los Angeles Dodgers, 6-3, before a sellout crowd of 42,334 fans. Marlins starter Charlie Hough scattered six hits over six innings to pick up the Club's first win. Walt Weiss gave the Marlins a 2-0 lead in the second inning with a two-run triple. Jeff Conine went 4x4 and stole the first base in Marlins history. Bret Barberie collected Florida's first hit, a first-inning single to center. Bryan Harvey pitched a scoreless ninth to record the save.

FLORIDA MARLINS 6, LOS ANGELES DODGERS 3

	1	2	3	4	5	6	7	8	9	R	H	E	LOB
LOS ANGELES	0	0	0	0	2	1	0	0	0	3	8	2	7
FLORIDA	0	3	1	0	0	1	1	0	X	6	14	1	7

HP: Pulli 1B: West 2B: Williams 3B: Darling
 TIME: 2:27 ATTENDANCE: 42,334

	AB	R	H	RBI	BB	SO		AB	R	H	RBI	BB	SO
Los Angeles							Florida						
Jose Offerman SS	4	0	1	1	1	2	Scott Pose CF-LF	5	0	1	2	0	0
Brett Butler CF	4	0	0	0	0	2	Bret Barberie 2B	4	1	2	0	0	0
Darryl Strawberry RF	3	0	0	0	1	0	Junior Félix RF	4	0	1	0	0	1
Eric Davis LF	4	0	1	0	0	1	Orestes Destrade 1B	4	1	1	0	0	1
Tim Wallach 3B	4	1	1	1	0	1	Cris Carpenter P	0	0	0	0	0	0
Eric Karros 1B	3	1	1	0	1	0	Bryan Harvey P	0	0	0	0	0	0
Mike Piazza C	4	0	1	0	0	0	Dave Magadan 3B	4	0	1	0	0	0
Jody Reed 2B	4	1	2	1	0	1	Benito Santiago C	4	1	2	1	0	0
Orel Hershiser P	2	0	1	0	0	0	Jeff Conine LF-1B	4	2	4	0	0	0
Roger McDowell P	0	0	0	0	0	0	Walt Weiss SS	3	1	2	2	1	0
Lenny Harris PH	0	0	0	0	0	0	Charlie Hough P	2	0	0	0	0	1
Cory Snyder PH	1	0	0	0	0	0	Alex Arias PH	1	0	0	0	0	0
Ricky Trlicek P	0	0	0	0	0	0	Luis Aquino P	0	0	0	0	0	0
Dave Hansen PH	1	0	0	0	0	0	Joe Klink P	0	0	0	0	0	0
Team Totals	34	3	8	3	3	7	Chuck Carr CF	1	0	0	0	0	0
							Team Totals	36	6	14	5	1	3

2B: Davis (1, off Hough), Karros (1, off Hough).
HR: Wallach (1, off Hough; 6th inn, 0 on, 1 out).
GIDP: Piazza (1).
DP: 2. Davis-Karros, Reed-Offerman-Karros.
E: Wallach (1), Reed (1).

	IP	H	R	ER	BB	SO
Los Angeles						
Hershiser (L, 0-1)	5.0	10	5	5	1	3
McDowell	1.0	0	0	0	0	0
Trlicek	2.0	4	1	1	0	0

2B: Destrade (1, off Hershiser). **3B:** Weiss (1, off Hershiser).
GIDP: Destrade (1).
DP: 1. Magadan-Barberie-Destrade.
E: Félix (1).
SB: Conine (1, 3rd base off Trlicek/Piazza).
CS: Pose (1, 2nd base by McDowell/Piazza).

	IP	H	R	ER	BB	SO
Florida						
Hough, W (1-0)	6.0	6	3	3	2	4
Aquino	0.0	1	0	0	0	0
Klink	1.0	0	0	0	1	1
Carpenter	1.0	0	0	0	0	1
Harvey (S, 1)	1.0	1	0	0	0	1

OPENING DAY HISTORY

OPENING DAY LINEUPS

	1993	1994	1995	1996	1997	1998
FRONT OFFICE	Pose CF	Carr CF	Veras 2B	Veras 2B	Castillo 2B	Floyd LF
	Barberie 2B	Browne 3B	Arias SS	White CF	Rentería SS	Rentería SS
	Félix RF	Sheffield RF	Sheffield RF	Sheffield RF	Sheffield RF	Jackson 1B
	Destrade 1B	Destrade 1B	Conine LF	Conine LF	Bonilla 3B	Sheffield RF
	Magadan 3B	Conine LF	Pendleton 3B	Pendleton 3B	Alou LF	Kotsay CF
	Santiago C	Barberie 2B	Colbrunn 1B	Colbrunn 1B	White CF	Johnson C
Conine LF	Santiago C	Johnson C	Johnson C	Conine 1B	Counsell 2B	
Weiss SS	Abbott SS	Carr CF	Abbott SS	Johnson C	Booty 3B	
Hough P	Hough P	Burkett P	Brown P	Brown P	Hernández P	
FIELD STAFF	1999	2000	2001	2002	2003	2004
	Castillo 2B	Castillo 2B	Castillo 2B	Castillo 2B	Castillo 2B	Pierre CF
	Gonzalez SS	Gonzalez SS	Owens RF	Wilson CF	Pierre CF	Castillo 2B
	Kotsay RF	Floyd LF	Floyd LF	Floyd LF	Rodriguez C	Cabrera RF
	Lee 1B	Wilson CF	Wilson CF	Millar RF	Lee 1B	Lowell 3B
	Dunwoody CF	Lowell 3B	Lowell 3B	Lowell 3B	Lowell 3B	Conine LF
Wilson LF	Millar 1B	Johnson C	Lee 1B	Encarnacion RF	Choi 1B	
Orie 3B	Brown RF	Lee 1B	Gonzalez SS	Hollandsworth LF	Castro C	
Redmond C	Redmond C	Gonzalez SS	Redmond C	Gonzalez SS	Gonzalez SS	
Fernández P	Fernández P	Dempster P	Dempster P	Beckett P	Beckett P	
PLAYERS	2005	2006	2007	2008	2009	2010
	Pierre CF	Ramírez SS	Ramírez SS	Ramírez SS	Bonifacio 3B	Coghlan LF
	Castillo 2B	Hermida RF	Uggla 2B	Uggla 2B	Baker C	Maybin CF
	Cabrera LF	Cabrera 3B	Cabrera 3B	Jacobs 1B	Ramírez SS	Ramírez SS
	Delgado 1B	Jacobs 1B	Jacobs 1B	Willingham LF	Cantú 1B	Cantú 3B
	Lowell 3B	Willingham LF	Willingham LF	Cantú 3B	Uggla 2B	Uggla 2B
Lo Duca C	Uggla 2B	Borchard RF	Ross CF	Hermida LF	Paulino C	
Encarnacion RF	Olivo C	Olivo C	Gonzalez RF	Ross RF	Ross RF	
Gonzalez SS	Reed CF	De Aza CF	Treanor C	Maybin CF	Sánchez 1B	
Beckett P	Willis P	Willis P	Hendrickson P	Nolasco P	Johnson P	
CLUB HISTORY	2011	2012	2013	2014	2015	2016
	Coghlan CF	Reyes SS	Pierre LF	Yelich LF	Gordon 2B	Gordon 2B
	Infante 2B	Bonifacio CF	Coghlan CF	Baker 2B	Yelich LF	Ozuna CF
	Ramírez SS	Ramírez 3B	Stanton RF	Stanton RF	Stanton RF	Yelich LF
	Stanton RF	Stanton RF	Polanco 3B	McGehee 3B	Morse 1B	Stanton RF
	Sánchez 1B	Morrison LF	Brantly C	Jones 1B	Prado 3B	Prado 3B
Morrison LF	Sánchez 1B	Solano 2B	Saltalamacchia C	Ozuna CF	Bour 1B	
Buck C	Infante 2B	Kotchman 1B	Ozuna CF	Saltalamacchia C	Realmuto C	
Murphy 3B	Buck C	Hechavarria SS	Hechavarria SS	Hechavarria SS	Hechavarria SS	
Johnson P	Johnson P	Nolasco P	Fernández P	Álvarez P	Chen P	
PLAYER DEVELOPMENT	2017	2018	2019	2020	2021	
	Gordon 2B	Brinson CF	Brinson CF	Villar CF	Dickerson LF	
	Realmuto C	Dietrich LF	Anderson 3B	Aguilar 1B	Marte CF	
	Yelich CF	Castro 2B	Castro 2B	Dickerson LF	Aguilar 1B	
	Stanton RF	Bour 1B	Cooper RF	Ramírez RF	Duvall RF	
	Bour 1B	Anderson 3B	Prado 1B	Anderson 3B	Anderson 3B	
Ozuna LF	Cooper RF	Alfaro C	Cooper DH	Chisholm 2B		
Dietrich 3B	Rojas SS	Rojas SS	I. Diaz 2B	Alfaro C		
Hechavarria SS	Wallach C	Herrera LF	Cervelli C	Rojas SS		
Volquez P	Ureña P	Ureña P	Rojas SS	Alcantara P		
			Alcantara P			
OPPONENTS	2017	2018	2019	2020	2021	
GENERAL INFORMATION	INAUGURAL OPENING DAY ROSTER					
	Pitchers (11):	Luis Aquino, Jack Armstrong, Ryan Bowen, Cris Carpenter, Chris Hammond, Charlie Hough, Bryan Harvey, Trevor Hoffman, Joe Klink, Richie Lewis, Bob McClure.				
	Catchers (2):	Steve Decker, Benito Santiago				
	Infielders (6):	Alex Arias, Bret Barberie, Orestes Destrade, Dave Magadan, Rick Rentería, Walt Weiss				
	Outfielders (6):	Greg Briley, Chuck Carr, Jeff Conine, Monty Fariss, Junior Félix, Scott Pose				
	Disabled List (3):	RHP Jim Corsi, RHP Scott Chiamparino, RHP Kip Yaughn				
Coaching Staff (6):	Rene Lachemann (Manager), Marcel Lachemann (Pitching), Vada Pinson (First Base), Doug Rader (Hitting), Frank Reberger (Bullpen), Cookie Rojas (Third Base)					

OPENING DAY HISTORY

OPENING DAY RESULTS

1993

LA 000 021 000 -- 3 8 2
 FLA 031 001 10x -- 6 14 1

WP-Hough LP-Hershiser Sv-Harvey
 ATT - 42,334

1996

PIT 010 000 030 -- 4 9 0
 FLA 000 000 000 -- 0 3 1

WP-Wagner LP-Brown Sv-None
 ATT - 41,815

1999

NYM 001 000 001 -- 2 9 0
 FLA 300 020 01x -- 6 12 0

WP-Fernández LP-Leiter Sv-None
 ATT - 38,983

2002

FLA 010 001 400 -- 6 8 0
 MON 000 100 033 -- 7 11 1

WP-Herges LP-Looper Sv-None
 ATT - 34,351

2005

ATL 000 000 000 -- 0 5 0
 FLA 520 002 00x -- 9 13 0

WP-Beckett LP-Smoltz Sv-None
 ATT - 57,405

2008

NYM 000 600 001 -- 7 10 0
 FLA 000 200 000 -- 2 5 1

WP-Santana LP-Hendrickson Sv-None
 ATT - 38,308

2011

NYM 000 000 200 -- 2 4 0
 FLA 000 410 01x -- 6 10 0

WP-Johnson LP-Pelfrey Sv-None
 ATT - 41,237

2014

COL 000 001 000 -- 1 6 0
 MIA 001 051 03x --10 14 0

WP-Fernández LP-De La Rosa Sv-None
 ATT - 37,116

2017

MIA 000 200 000 -- 2 6 0
 WSH 000 001 21x -- 4 9 0

WP-Strasburg LP-Phelps Sv-Treinen
 ATT - 42,744

2020

MIA 001 004 000 -- 5 9 1
 PHI 000 000 100 -- 1 5 0

WP-Alcantara LP-Nola Sv-Kintzler
 ATT - 0

1994

FLA 010 000 200 -- 3 5 3
 LA 200 000 11x -- 4 7 0

WP-Gott LP-Hernández Sv-Worrell
 ATT - 53,757

1997

CHI 000 000 002 -- 2 3 2
 FLA 011 020 00x -- 4 10 0

WP-Brown LP-Mulholland Sv-None
 ATT - 41,412

2000

SF 002 100 001 -- 4 10 2
 FLA 200 021 01x -- 6 12 0

WP-Fernández LP-Hernández Sv-Alfonseca
 ATT - 35,101

2003

PHI 115 100 000 -- 8 10 2
 FLA 000 002 120 -- 5 7 3

WP-Millwood LP-Beckett Sv-Mesa
 ATT - 37,137

2006

FLA 000 000 000 -- 0 5 2
 HOU 000 000 10x -- 1 4 0

WP-Oswalt LP-Johnson Sv-Lidge
 ATT - 43,666

2009

WSH 000 203 001 -- 6 9 2
 FLA 204 204 00x --12 12 0

WP-Nolasco LP-Lannan Sv-None
 ATT - 34,323

2012

STL 210 000 010 -- 4 13 0
 MIA 000 000 010 -- 1 4 0

WP-Lohse LP-Johnson Sv-Motte
 ATT - 36,601

2015

ATL 100 001 000 -- 2 6 0
 MIA 001 000 000 -- 1 8 0

WP-Teheran LP-Álvarez Sv-Grilli
 ATT - 36,969

2018

CHI 310 100 300 -- 8 9 2
 MIA 103 000 000 -- 4 8 2

WP-Cishek LP-Ureña Sv-None
 ATT - 32,151

2021

TBR 000 000 010 -- 1 5 0
 MIA 000 000 000 -- 0 3 0

WP-Thompson LP-Garcia Sv-Castillo
 ATT - 7,062

1995

LA 200 030 300 -- 8 13 0
 FLA 110 000 014 -- 7 9 1

WP-Martinez LP-Burkett Sv-Seanez
 ATT - 42,125

1998

CHI 302 000 001 -- 6 9 1
 FLA 603 000 02x -- 11 14 2

WP-Hernández LP-Tapani Sv-None
 ATT - 41,126

2001

PHI 210010100000 1 -- 6 12 1
 FLA 00020200100000 -- 5 8 1

WP-Telemaco LP-Nuñez Sv-None
 ATT - 36,146

2004

MON 000 001 011 -- 3 8 1
 FLA 020 000 02x -- 4 10 0

WP-Perisho LP-Ayala Sv-Benitez
 ATT - 55,315

2007

FLA 120 301 200 -- 9 13 0
 WAS 000 101 000 -- 2 7 0

WP-Willis LP-Patterson Sv-None
 ATT - 40,389

2010

FLA 000 001 000 -- 1 6 3
 NYM 200 004 10x -- 7 9 1

WP-Santana LP-Johnson Sv-None
 ATT - 41,245

MIA 000 000 000 -- 0 3 0
 WSH 100 100 00x -- 2 5 0

WP-Strasburg LP-Nolasco Sv-Soriano
 ATT - 45,274

2013

DET 130 010 002 01 8 12 1
 MIA 000 003 01300 7 10 2

WP-VerHagen LP-Breslow Sv-Greene
 ATT - 36,911

2016

COL 000 420 000 -- 6 9 1
 MIA 000 001 011 -- 3 4 2

WP-Freeland LP-Ureña Sv-None
 ATT - 25,423

FRONT OFFICE

FIELD STAFF

PLAYERS

CLUB HISTORY

PLAYER DEVELOPMENT

OPPONENTS

GENERAL INFORMATION

ATTENDANCE RECORDS

OVERALL YEAR-BY-YEAR ATTENDANCE

SUN LIFE STADIUM

	YEAR	ATTENDANCE	DATES	AVERAGE	LARGEST CROWD
FRONT OFFICE	1993	3,064,847	80	38,311	45,900 - Sunday, October 3 vs. NYM
	1994	1,937,467	59	32,838	45,037 - Sunday, July 3 vs. ATL
	1995	1,700,466	70	24,292	42,125 - Tuesday, April 25 vs. LA
	1996	1,746,767	80	21,835	41,815 - Monday, April 1 vs. PIT
	1997	2,364,387	80	29,555	44,176 - Sunday, September 21 vs. NYM
	1998	1,750,395	79	22,157	45,170 - Tuesday, September 2 vs. STL
	1999	1,369,421	78	17,557	42,110 - Saturday, June 12 vs. NYY
	2000	1,218,326	80	15,229	35,392 - Saturday, August 26 vs. CIN
	2001	1,261,220	80	15,765	44,313 - Friday, July 13 vs. NYY
	2002	813,111	81	10,038	33,291 - Saturday, June 1 vs. NYM
FIELD STAFF	2003	1,303,214	80	16,290	40,414 - Saturday, September 13 vs. ATL
	2004	1,723,105	78	22,091	55,315 - Tuesday, April 6 vs. MON
	2005	1,852,608	81	22,872	57,405 - Tuesday, April 5 vs. ATL
	2006	1,164,134	81	14,372	38,014 - Saturday, July 1 vs. BOS
	2007	1,370,511	81	16,920	42,817 - Saturday, August 18 vs. SF
	2008	1,335,079	80	16,688	39,124 - Saturday, August 16 vs. CHC
	2009	1,464,109	78	18,771	46,427 - Saturday, June 20 vs. NYY
	2010	1,535,226	81	18,953	40,666 - Friday, April 9 vs. LAD
	2011	1,520,562	77	19,747	41,237 - Friday, April 1 vs. NYM
	TOTALS	30,494,955	1,484	20,752	57,405 - Tuesday, April 5, 2005 vs. ATL

LOANDEPOT PARK

	YEAR	ATTENDANCE	DATES	AVERAGE	LARGEST CROWD
CLUB HISTORY	2012	2,219,444	81	27,401	36,711 - Wednesday, July 25 vs. ATL
	2013	1,586,322	81	19,585	34,439 - Monday, April 8 vs. ATL
	2014	1,732,283	81	21,386	37,116 - Monday, March 31 vs. COL
	2015	1,752,235	81	21,633	36,969 - Monday, April 6 vs. ATL
	2016	1,712,417	80	21,405	36,911 - Tuesday, April 5 vs. DET
	2017	1,651,997	81	20,395	36,519 - Tuesday, April 11 vs. ATL
	2018	811,104	81	10,013	32,151 - Thursday, March 29 vs. CHI
	2019	811,302	81	10,016	29,720 - Saturday, August 10 vs. ATL
	2020	0	27	0	0
	2021	642,617	81	7,934	25,767 - Saturday, July 21 vs. NYY
TOTALS	12,919,721	728	17,752	37,116 - Monday, March 31, 2014 vs. COL	

OVERALL TOTALS

YEARS	ATTENDANCE	DATES	AVERAGE	LARGEST CROWD
1993-2021	43,414,676	2,212	19,787	57,405 - Tuesday, April 5, 2005 vs. ATL

MONTHLY HOME ATTENDANCE RECORDS

MONTH	ATT.	YEAR	DATES
April	337,494	2012	11
May	404,631	2012	15
June	472,650	2012	17
July	319,122	2012	11
August	331,852	2013	14
September	377,155	2012	15
October	81,670	2012	3

MISCELLANEOUS ATTENDANCE RECORDS AS MIAMI MARLINS

Largest Home	37,116, Monday, March 31, 2014 vs. COL
Largest Day	36,711, Wednesday, July 25, 2012 vs. ATL
Largest Night	37,116, Monday, March 31, 2014 vs. COL
Largest Doubleheader	---
Largest Sunday	34,918, Sunday, April 29, 2012 vs. ARI
Largest Monday	37,116, Monday, March 31, 2014 vs. COL
Largest Tuesday	36,911, Tuesday, April 5, 2016 vs. DET
Largest Wednesday	36,611, Wednesday, July 25, 2012 vs. ATL
Largest Thursday	25,916, Thursday, August 1, 2013 vs. NYM
Largest Friday	31,949, Friday, April 27, 2012 vs. ARI
Largest Saturday	35,188, Saturday, April 5, 2014 vs. SD
Series, Four Dates (Home)	131,398, April 27-30, 2012 vs. ARI
Series, Four Dates (Road)	184,247, May 18-21, 2017 at LAD
Series, Three Dates (Home)	96,060, April 13-15, 2012 vs. HOU
Series, Three Dates (Road)	136,458, May 11-13, 2015 at LAD
Series, Two Dates (Home)	67,044, June 15-16, 2015 vs. NYY
Series, Two Dates (Road)	81,287, June 17-18, 2015 at NYY
Largest Road	53,694, Monday, July 3, 2017 at STL
Season, Home	2,219,444 (2012)
Season, Road	2,478,929 (2012)
Season, Home & Road	4,698,373 (2012)

GAMES POSTPONED/MOVED BY HURRICANES

DATE	OPP.	NOTE
7/31/95	STL	Hurricane warning - not made up
9/24/98	PHI	Hurricane warning - September 26 DH
9/25/98	PHI	Hurricane warning - September 27 DH
9/3/04	CHI	Hurricane Frances - September 10 DH
9/4/04	CHI	Hurricane Frances - September 20 DH
9/5/04	CHI	Hurricane Frances - September 20 DH
9/15/17	MIL	Hurricane Irma - Played at Miller Park
9/16/17	MIL	Hurricane Irma - Played at Miller Park
9/17/17	MIL	Hurricane Irma - Played at Miller Park

HISTORY OF SUN LIFE STADIUM

Sun Life Stadium, originally known as Joe Robbie Stadium, was the first of its kind to be constructed entirely with private funds. The late Joe Robbie led the financing campaign to build "Joe Robbie Stadium" (JRS) for the Miami Dolphins of the National Football League (NFL). JRS revolutionized the economics of professional sports when it opened in 1987. Inclusion of a Club Level, along with Executive Suites, helped to finance the construction of the stadium. The original multi-purpose facility had more than 1.5 million square feet, over 24,000 parking spaces, 75,000 seats and a playing field that meets standards for the NFL and World Cup Soccer.

On March 7, 1990, H. Wayne Huizenga, then Chairman of the Board and Chief Executive Officer of Blockbuster Video and Huizenga Holdings Inc., agreed to purchase 50 percent of Joe Robbie Stadium and became the point man in the drive to bring Major League Baseball to South Florida. That effort was rewarded in July of 1991, when South Florida was awarded a National League expansion franchise. To accommodate MLB baseball and the Florida Marlins, the stadium was retrofitted in 1992 to include retractable seating, a baseball press box, baseball dugouts, new lights and a hydraulic disappearing pitcher's mound. On January 24, 1994, Mr. Huizenga acquired the remaining 50 percent of the stadium to give him complete ownership.

In February 2008, Mr. Huizenga sold 50 percent of the Miami Dolphins, stadium and surrounding developable land to Stephen M. Ross of New York and Palm Beach. Mr. Ross, Chairman of the Related Companies, an international real estate development company, became an active partner. In January 2009, Mr. Ross closed on the purchase of an additional 45 percent of the team and stadium.

LONGEST HOME RUNS AT SUN LIFE STADIUM

LONGEST HOME RUNS AT SUN LIFE STADIUM

DIST.	PLAYER	DATE	OPPONENT	PITCHER
529'	Andres Galarraga	5/31/97	COL	Kevin Brown
500'	Mark McGwire	8/22/97	STL	Tony Saunders
498'	Mark McGwire	9/2/98	STL	Brian Edmondson
484'	Sammy Sosa	7/20/03	CHC	Armando Almanza
482'	Derrek Lee	6/25/00	CHC	Ruben Quevedo
482'	Pete Incaviglia	5/1/96	PHI	Al Leiter
479'	Charles Johnson	9/30/97	SF	Kirk Rueter
477'	Mike Piazza	6/6/94	LAD	Mark Gardner
475'	Greg Colbrunn	5/14/96	STL	Donovan Osborne
472'	Mark McGwire	9/1/98	STL	Donn Pall
471'	Miguel Cabrera	7/15/07	WSH	Jason Simontacchi

LONGEST MARLINS HOME RUNS AT SUN LIFE STADIUM

DIST.	PLAYER	DATE	OPPONENT	PITCHER
482'	Derrek Lee	6/25/00	CHC	Ruben Quevedo
479'	Charles Johnson	9/30/97	SF	Kirk Rueter
475'	Greg Colbrunn	5/14/96	STL	Donovan Osborne
471'	Miguel Cabrera	7/15/07	WSH	Jason Simontacchi
467'	Miguel Cabrera	4/22/07	WSH	Jerome Williams
466'	Dan Uggla	4/22/07	WSH	Jerome Williams
464'	Preston Wilson	9/6/99	LAD	Ismael Valdez
462'	Bobby Bonilla	10/27/97	CLE	Jaret Wright
459'	Preston Wilson	7/9/00	TB	Esteban Yan
458'	Preston Wilson	8/27/02	NYM	John Thomson
458'	Greg Colbrunn	10/1/95	PHI	Tyler Green

10 LARGEST REGULAR SEASON HOME CROWDS

NO.	ATT.	DATE	OPP
1.	57,405	4/5/05	Atlanta
2.	55,315	4/6/04	Montreal
3.	46,427	6/20/09	New York (AL)
4.	45,900	10/3/93	New York (NL)
5.	45,796	8/27/93	San Francisco
6.	45,725	4/9/04	Philadelphia
7.	45,278	8/29/93	San Francisco
8.	45,170	9/22/98	St. Louis
9.	45,037	7/3/94	Atlanta
10.	44,689	8/7/93	Philadelphia

10 LARGEST POSTSEASON HOME CROWDS

NO.	ATT.	DATE	GAME
1.	67,498	10/25/97	World Series Game 6 vs. CLE
2.	67,245	10/18/97	World Series Game 1 vs. CLE
3.	67,204	10/26/97	World Series Game 7 vs. CLE
4.	67,025	10/19/97	World Series Game 2 vs. CLE
5.	65,975	10/23/03	World Series Game 5 vs. NYY
6.	65,934	10/22/03	World Series Game 4 vs. NYY
7.	65,829	10/11/03	NLCS Game 4 vs. CHC
8.	65,731	10/21/03	World Series Game 3 vs. NYY
9.	65,464	10/4/03	NLDS Game 4 vs. SF
10.	65,279	10/12/03	NLCS Game 5 vs. CHC

MONTHLY HOME ATTENDANCE RECORDS

MONTH	ATT.	YEAR	DATES
April	424,669	1993	10
May	516,701	1993	13
June	548,053	1993	14
July	533,337	1994	16
August	532,264	1993	14
September	478,348	1993	15
October	126,193	1993	3

1997 postseason drew 513,151 fans to nine October dates.
2003 postseason drew 520,815 fans to eight October dates.

HOME GAMES PLAYED AT DIFFERENT LOCATIONS

DATE	OPP.	NOTE
9/13/04	MON	At U.S. Cellular Field - Hurricane Ivan
9/14/04	MON	At U.S. Cellular Field - Hurricane Ivan
6/24/11	SEA	At Safeco Field - Scheduling Conflict
6/25/11	SEA	At Safeco Field - Scheduling Conflict
6/26/11	SEA	At Safeco Field - Scheduling Conflict

SUSPENDED GAMES AT SUN LIFE STADIUM

DATE	OPP.	NOTE
5/5/95	ATL	Susp. in top of 9 th , tied 3-3, 0 outs, 1 on ** Resumed on Sept. 7 with Marlins losing 6-3 in 9 inn.
4/10/07	MIL	Susp. in top of 11 th , tied 2-2, 0 outs, 0 on ** Resumed on April 11 with Marlins losing 3-2 in 13 inn.



PLAYER DEVELOPMENT & SCOUTING



PLAYER DEVELOPMENT OPERATIONS

PLAYER DEVELOPMENT

Director, Player Development.....Geoff DeGroot
 Director, Minor League Operations.....Hector Crespo
 Assistant Director, Minor League Operations.....Danny Henriquez
 Intern, Player Development.....Alan Santiago

MIAMI MARLINS MINOR LEAGUE AWARD WINNERS



**PEYTON
BURDICK**
PLAYER OF THE YEAR



**EURY
PEREZ**
PITCHER OF THE YEAR



**JOSE
CEBALLOS**
STAFF MEMBER OF THE YEAR



**LEWIN
DIAZ**
TRIPLE-A MVP



**PEYTON
BURDICK**
DOUBLE-A MVP



**GRIFFIN
CONINE**
SINGLE-A MVP



**VICTOR
MESA JR.**
LOW-A MVP



**IAN
LEWIS**
FCL - MVP



**YIDDI
CAPPE**
DSL - MVP



**NASIM
NUNEZ**
SERVICE MAN OF THE YEAR



**YEREMIN
LARA**
STUDENT OF THE YEAR



MIAMI MARLINS MINOR LEAGUE AWARD WINNERS PRESENTATION (OCTOBER 3RD, 2021)

YIDDI CAPPE, IAN LEWIS, VICTOR MESA JR., GRIFFIN CONINE, LEWIN DIAZ, NASIM NUNEZ, YEREMIN LARA, JOSE CEBALLOS, EURY PEREZ AND PEYTON BURDICK.

FRONT OFFICE

FIELD STAFF

PLAYERS

CLUB HISTORY

POSTSEASON HISTORY

PLAYER DEVELOPMENT

OPPONENTS

GENERAL INFORMATION

SCOUTING STAFF DIRECTORY



DJ Svihlik
Director, Amateur Scouting



Eric Valent
National
Crosschecker



TR Lewis
Amateur
Crosschecker



Josh Kapiloff
Manager
Amateur Scouting



Justin Brands
Analyst
Amateur Scouting



Scott Goldby
Regional Supervisor



Mike Soper
Regional Supervisor



Ryan Wardinsky
Regional Supervisor



Carmen Carcone
Regional Supervisor



Eric Brock
Area Scout
(S. California, HI)



Scott Fairbanks
Area Scout
(Northern CA, Northwest)



Scott Stanley
Area Scout
(AZ, CO, NM, UT)



Brett Bittinger
Area Scout
(AR, OK, North TX)



Chris Joblin
Area Scout
(South Texas, LA)



Ryan Cisterna
Area Scout
(KS, MO, AR, IL)



Eric Wordekemper
Area Scout
(IA, IL, MN, ND, NE, SD, WI)



JT Zink
Area Scout
(IN, KY, MI, OH, WV)



Hank LaRue
Area Scout
(AL, MS, TN, Panhandle)



Brad Tyler
Area Scout
(GA, N. Florida)



Hunter Jarmon
Area Scout
(Southern CA)



Blake Newsome
Area Scout
(NC, SC, VA)



Alex Smith
Area Scout
(DE, MD, NJ, PA, NY, N. England)



Shaeffer Hall
Area Scout
(FL, PR)

SCOUTING STAFF DIRECTORY

FRONT OFFICE



Hadi Raad
Director, Pro Scouting



Alexandria Rigoli
Manager
Pro Scouting

FIELD STAFF



Joe Caro
Special Assignment Scout



Jim Howard
Professional Scouting Crosschecker



Joe Lisewski
Special Assignment Scout



Bill Masse
Special Assignment Scout

PLAYERS



Chris Pelekoudas
Professional Scouting Crosschecker



Jose Almonte
Pro Scout



Johnny Almaraz
Pro Scout



Jared Barnes
Pro Scout

CLUB HISTORY



Jordan Bley
Pro Scout



Dr. John Eshleman
Pro Scout



Jalal Leach
Pro Scout



Alex Noel
Pro Scout

POSTSEASON HISTORY



Paul Ricciarini
PT - Pro Scout



Alvin Rittman
Pro Scout



Phil Rossi
Pro Scout



Tony Russo
Pro Scout

PLAYER DEVELOPMENT



Brian Sikorski
Pro Scout



Jeremy Owens
Pro Scout



Eduardo Almonte
Pro Scout



Zach Loewenberg
Intern Pro Scouting

OPPONENTS

GENERAL INFORMATION

INTERNATIONAL OPERATIONS



Adrian Lorenzo
Senior Director, Intl Operations



Roman Ocumarez
Director, Intl Operations



David Hernandez Beayne
Manager, Intl Scouting



Manny Padron
International Crosschecker



Adrian Puig
International Crosschecker



Angel Izquierdo
International Scout



Domingo Ortega
International Scout



Sahir Fersobe
International Scout



Miguel Beltre
International Scout



Nestor Moreno
International Scout



Tibaldo Hernandez
International Scout



Aly Gonzalez
International Scout



Andres Guzman
International Scout



Clifford Nutter
Venezuela Administration Coordinator



Shamir Arias
Video Coordinator



PATRICK OSBORN

FIELD COORDINATOR

Patrick Osborn is entering his third season with the Marlins and first as Field Coordinator. Worked as a Pro Scout during the 2020 season. Spent the 2019 season managing Double-A Trenton, spent the 2018 season managing Single-A Tampa and in 2017, served as Charleston's Manager, guiding the RiverDogs to the playoffs from 2015-16. Was named the 2016 Florida State League "Manager of the Year."

He has a daughter, Moa...played three seasons at the University of Florida (2000-02).



TOM SLATER

SENIOR ADVISOR/HITTING COORDINATOR

Tom Slater begins his first season as Senior Advisor Player Development and Hitting Coordinator with the Marlins after spending four years as the Mets Assistant Hitting Coach. Prior to joining the Mets, Slater spent nine seasons as a coach in the Yankees' organization from 2009-2017. Prior to joining the Yankees, he was a collegiate baseball coach for 17 years with stays at Auburn University (1995-2000 and 2005-2008), the Virginia Military Institute (2001-2003), and the University of Florida (2004). In addition, he served as the Hitting Coach and Third Base Coach for the 2006 USA Baseball National Team that captured gold at the World Championships in Cuba. Tom and his wife, Beth, have two children (Julia and Jack).



SCOTT ALDRED

PITCHING COORDINATOR

Scott Aldred enters his third season with the Marlins after spending 14 in the Yankees organization, including the last four as Pitching Coordinator. The left-handed pitcher appeared in 229 games (67 starts) over nine Major League seasons with Detroit (1990-92, '96), Colorado (1993), Montreal (1993), Minnesota (1996-97), Tampa Bay (1998-99) and Philadelphia (1999-2000). He was originally selected by Detroit in the 16th round of the 1986 First-Year Player Draft. Aldred is married to his wife Stacey with three daughters: Lindsey, Courtney and Kiley.



JEFF LIVESEY

HITTING COORDINATOR

Jeff Livesey is beginning his third season as Hitting Coordinator after serving as the Marlins Major League Assistant Hitting Coach in 2019. This will be his 25th season coaching professional baseball. Prior to the Marlins, Livesey spent 16 seasons with the Pittsburgh Pirates organization, including two years as an Assistant Hitting Coach in the Major Leagues. He enjoyed an eight-year professional playing career, all with the Yankees, after being selected in the 13th round of the 1988 draft. The Wanaque, New Jersey native is married to his wife Christine and has a son, Hudson, and a daughter, Chase.



TOMMY PHELPS

ASSISTANT PITCHING COORDINATOR

Tommy Phelps enters his second season with the Marlins after spending 13 seasons as a coach in the Yankees organization, including 2016-2020 as Scranton/WB RailRiders Pitching Coach. Served as Pitching Coach for Single-A Tampa in 2015 after six seasons as the Pitching Coach for Double-A Trenton (2009-14), was the Yankees' rehab pitching coach in 2008. Appeared in 75 Major League games (11 starts) with Florida (2003-04) and Milwaukee (2005)...won the 2003 World Series with Florida...pitched 14 seasons in the Expos (1993-99), Tigers (2000-01), Marlins (2002-04), Brewers (2005) and Yankees (2006) organizations.



JEFF HENDRIX

OUTFIELD COORDINATOR

Jeffrey Hendrix enters his third season as Outfield Coordinator and his fourth with the Marlins organization. The Corvallis, Oregon native began his baseball career at Oregon State University in 2013 and was drafted by the New York Yankees in 2015, where he played from 2015-2019. Jeff began his coaching career with the Marlins in 2019 as the GCL Defensive Coach. He currently resides with his wife Molly in Tampa, Florida.



GREG COLBRUNN

HITTING CONSULTANT

Greg is beginning his third season as Hitting Consultant with the Marlins after spending 11 seasons with the Yankees, nine seasons with Charleston (2007-12, '15-16 & 2019). Spent his eighth season as the RiverDogs' Hitting Coach as he managed the club in 2010 (65-74). Spent the last two seasons (2017-18) as the Yankees' Hitting Coordinator and was the Red Sox Hitting Coach for two seasons (2013-14), his first stint on a Major League staff. Greg played 13 seasons in the Majors with the Expos (1992-93), Marlins (1994-96), Twins (1997), Braves (1997-98), Rockies (1998), Diamondbacks (1999-2002, '04) and Mariners (2003), winning the 2001 World Series with Arizona. He and his wife, Erika, have three daughters: Danielle, Kelsey Paige, and Vanessa.



JODY REED

INFIELD & BASERUNNING COORDINATOR

Jody Reed enters his second season as Infield & Baserunning Coordinator and third with the Marlins after being assigned the Gulf Coast League Marlins Manager. Before the Marlins, he worked six years with the Yankees as the Field Coordinator. He worked for the Yankees from 2007-10, earning GCL Manager of the Year in 2007. Reed was a member of the Dodgers organization from 2011-13, making Arizona League Manager of the Year honors in 2011. He was selected by the Red Sox in the eighth round of the 1984 First-Year Player Draft and played 11 Major League seasons with the Red Sox (1987-92), Dodgers (1993), Brewers (1994), Padres (1995-96), and Tigers (1997). Reed tallied an AL-high 45 doubles in 1990 and is one of three players in Red Sox history to record at least 40 doubles in three-or-more consecutive seasons (1989-91), joining Wade Boggs (7, 1985-91) and Mookie Betts (2015-18). Reed played collegiately at Manatee Community College and Florida State University. He and his wife, Michele, have four daughters: Jessica, Cassidy, Chaney, and Sydney.



JASON ROBERTS

HIGH PERFORMANCE COORDINATOR

Roberts is in his third season with the Marlins and first as High Performance Coordinator. He spent the last two seasons as Athletic Trainer with the Jacksonville Jumbo Shrimp. Prior to the Marlins he spent four seasons as a coordinator on the Rangers minor league medical staff and nine seasons as a trainer in the Texas farm system. In 2014, Roberts was named the Pacific Coast League Trainer of the Year. Roberts also worked with the Australian team in the WBC prior to the 2013 campaign. He also spent five seasons in the Los Angeles Dodgers organization. Roberts played two seasons with the Blue Raider baseball team as a left-handed pitcher. Roberts played two seasons in the Australian Professional League with the Canberra Bushrangers and Hunter Eagles. He was also a member of the Australian Junior Olympic squad that played in the 1994 World Championships in Brandon, Canada.



ALEXANDER PONS

REHAB STRENGTH & CONDITIONING COORDINATOR

Alexander enters his second season as Rehab Strength & Conditioning Coordinator with the Miami Marlins. Before the Marlins, he served six seasons as a Performance Coach for the Seattle Mariners. Alex is a certified USA Olympic Weightlifting Instructor with a Master in Sports Science from Manuel Fajardo University of Sciences of Physical Culture and Sport (the most prestigious University in Cuba).



TAYLOR WITCZAK

ATHLETIC TRAINING / REHAB COORDINATOR

Taylor is entering his second season with the Marlins and first as Athletic Training & Rehab Coordinator. Taylor spent the 2020 season working as a Seasonal Athletic Trainer with the San Francisco 49ers, and completed a rehab internship with the Arizona Diamondbacks and a Sports Physical Therapy Residency with the University of Michigan Medicine during the 2019 season. Earned his bachelor's in athletic training and Doctorate in Physical Therapy from Grand Valley State University in 2016 and 2019, respectively. Taylor is also a Certified Strength and Conditioning Specialist through the National Strength and Conditioning Association. Taylor resides in Jupiter, Florida, with his wife Jessi and dog Izzy.



BRAD HYDE

STRENGTH AND CONDITIONING COORDINATOR

Hyde enters his first season as Strength and Conditioning Coordinator and second with the Marlins after spending 2021 with Triple-A Jacksonville. Prior to the Marlins, he served five seasons as the Strength and Conditioning Coach at Scranton/WB during seven seasons in the Yankees organization. Served as the Yankees' assistant director of S&C from 2014-15. Previously spent two seasons in the Reds organization, serving as the assistant S&C coach for Cincinnati in 2013 and the Strength and Conditioning coach for Single-A Dayton in 2012. Additionally, Brad was the S&C coach for the AZL Giants in 2010. He graduated from the University of Arkansas in 2009 with a B.S. in exercise science.



JIM SODA

COORDINATOR, MENTAL SKILLS

Jim Soda, an Ohio native, is entering his fourth season with the Marlins as a Mental Skills Coordinator. This will be Jim's ninth year in professional baseball after spending five years in the Rays organization. Jim received his undergraduate and graduate degrees from The University of South Florida and has a master's degree in sports performance psychology. Jim lives in Jupiter, Florida, with his wife, daughter, and Great Dane.



TIM SYLVESTER

MINOR LEAGUE VIDEO COORDINATOR

Tim Sylvester will begin his fourth season with the Marlins organization and his 9th overall in professional baseball. He will take over his new role as Minor League Video Coordinator; Tim has served as the GCL Video Manager since joining the Marlins in 2019. Sylvester began his experience in professional baseball by playing two years in an Independent League before working for the Milwaukee Brewers organization for two years and the Philadelphia Phillies organization for one. Tim is a graduate of St. John Fisher College with an undergraduate degree in sport management and an MBA in general management.



SIMON BELOFF

CLUBHOUSE COORDINATOR

Simon will be entering his second season as Clubhouse Coordinator and ninth with the Miami Marlins after spending seven seasons as the Jupiter Hammerheads Clubhouse Manager. Simon played college baseball for four years between Harford CC and Shippensburg University. He played in the D-II College World Series and graduated with two business degrees in Management and Marketing. Simon was born and raised in Florida.



CHRISTINE PADILLA

REHAB ATHLETIC TRAINER

Christine Padilla is entering her third season as the Florida Complex League Athletic Trainer and her fourth year with the Miami Marlins after spending the 2019 season serving as the Athletic Training and Rehab Seasonal Assistant. Prior to the 2019 season she interned with the Orem Owlz, a Short-A affiliate of the Los Angeles Angels.

MINOR LEAGUE COORDINATORS



**JOSE
ALVAREZ JR.**

LATIN AMERICA - ATHLETIC TRAINING COORDINATOR

Jose Federico Alvarez Jr. is starting his fourth season as the Latin America Athletic Training Coordinator for the Miami Marlins and 10th in professional baseball. He started his career as a trainer at the Cape Cod League with the Wareham Gatemen (2012); he spent a year as an intern with the Red Sox (2013). He served four seasons with the Chicago Cubs as Latin America Medical Coordinator and one year with the St. Louis Cardinals as the Assistant Rehab Coordinator. Jose has eight seasons in Winter Ball under his belt in Mexico, the Dominican Republic, and Venezuela. Jose, a Phoenix native, graduated from Arizona State University in 2011 with a B.S. in Kinesiology and an M.S. in Athletic Training at Bridgewater State University in 2013. He and his wife, Genesis, have three children: Nomar, Phoenix, and Neymar.



**IVAN
ARTEAGA**

LATIN AMERICA PLAYER DEVELOPMENT COORDINATOR

Ivan Arteaga begins his first season as Latin American Player Development Coordinator and fourth with the Marlins after being assigned as Latin America Pitching Coordinator in 2020-2021 and as pitching coach in DSL Marlins in 2019. Arteaga was Pitching Coordinator of the Minnesota Twins' Venezuelan Academy from 2001-2005 (also working as pitching coach for the 2004 DSL Twins) and also served as Pitching Coach for the GCL Twins from 2006-2011, Elizabethton Twins in 2012, Fort Myers Miracle in 2013, Cedar Rapids Kernels in 2014, Fort Myers again in 2015, and Chattanooga Lookouts from 2016-2018.



**SHANNON
COOK**

PD - DIETITIAN & NUTRITIONIST COORDINATOR

Shannon Cook, an Indiana native, is entering her first season with the Marlins as Player Development Dietitian & Nutritionist Coordinator. Shannon received her undergraduate and postgraduate from Ball State University. Prior to the Marlins, she worked for EXOS Human Performance and the University of Louisville Football.



**DAVID
SOTO**

LATIN AMERICA - MENTAL SKILLS COORDINATOR

David Soto, a Dominican Republic native, is entering his first season with the Marlins as Latin America Mental Skills Coordinator. This will be David's seventh year in professional baseball after spending six years in the Brewers organization. David received his master's degree in clinical psychology, master's in psychotherapeutic intervention/crisis intervention and master's in sports psychology. David lives in Santo Domingo, with his wife, Caluz Polanco.

JUPITER COMPLEX STAFF



**TOM
LAWLESS**

REHAB POSITION PLAYER COACH

Tom Lawless is in his second season as Rehab Position Player Coach and fourth with the Marlins. He managed the Batavia Muckdogs to a Pinckney Division title in 2019, the Muckdogs first postseason birth since becoming a Marlins affiliate in 2010. Prior to the Marlins, he spent six seasons with the Astros Organization. He was named Astros Interim Manager in 2014, finishing 11-13 to close out the season. Lawless has served as a manager, coach, and instructor in the minor leagues for the California Angels, New York Mets, St. Louis Cardinals, San Diego Padres, and Baltimore Orioles over his career. In 2002, he spent the season working for the Office of the Commissioner of Major League Baseball as an on-field operations assistant. Lawless began his coaching career in 1992 as a minor league infield/baserunning instructor for two seasons in the California Angels system. He and his wife of 33 years, Cheryl, have three daughters; Jessica, Samantha, and Hillary.



**BRUCE
WALTON**

REHAB PITCHING COACH

Bruce Walton will be in his fifth season in the Marlins organization and his first season as Rehab Pitching Coach. He spent last year with Beloit as Pitching Coach; He has also served as Pitching Coach with Jacksonville and 2018 season as the Pitching Coach for the Jupiter Hammerheads. Prior to the 2018 season, Walton last coached in 2014, working as a Pitching Consultant for the Chicago Cubs. Before joining the Cubs, Walton spent 16 seasons as a coach in Toronto's organization. He was the Blue Jays' Major League Pitching Coach from 2010-12 and the club's bullpen coach from 2003-09. In addition, Bruce served as the pitching instructor for the Blue Jays' minor league affiliates from 1998-2002. He began his coaching career with Toronto in 1996. Walton enjoyed a four-year MLB career with Oakland, Montreal, and Colorado, and pitched in 11 professional seasons. Oakland selected him in the 1985 draft out of the University of Hawaii, where he was named a College Freshman All-American.

JUPITER COMPLEX STAFF



FRANCISCO DIAZ

CATCHER ANALYST

Francisco begins his second season as Catcher Analyst for the Miami Marlins and his second year as coach. This will be Francisco's 15th year in professional baseball after spending 13 seasons in the minors.

Diaz played in 606 career minor league games from 2007-19 with the Phillies, Pirates, and Yankees organizations. Born in Moruy, Venezuela.



ELVYS QUEZADA

COMPLEX PITCHING COACH

Quezada will serve as the Jupiter Complex Pitching Coach in his first year with the Marlins organization. Served as pitching coach for five seasons with the Yankees GCL (2015-2018) and roving pitching coach (2019), helping the GCL East squad capture the 2017 GCL Championship. Was selected by the Yankees in the 15th round of the 2003 First-Year Player Draft and played seven seasons (2003-09), reaching as high as the Double-A level and combining to go 29-17 with a 3.40 ERA (441.2 IP, 167 ER) in 167 appearances (48 starts).... he and his wife, Nicole, have two children, Elvys and Presley.

EDUCATION DEPARTMENT



COLLEEN MITCHELL

MANAGER, PLAYER CARE AND SERVICES

Colleen is the Player-Care & Services Manager for the Marlins Player Development Department. She grew up in Chapel Hill, North Carolina, and attended Jordan-Matthews High School. She graduated from the University of South Carolina in 2018 with a major in sport and entertainment management. Colleen started her career in the Marlins organization as a Community Outreach intern in 2018 before transitioning to Education and Player Development in September 2018. Before her time with the Marlins, she interned with the Bradenton Marauders, Lexington County Blowfish, University of South Carolina Athletics, and the Kansas City Royals Dominican Academy. She is enthusiastic about continuing leading the educational operations with Pamela; Educating in language, life skills, and community service to all players in the Miami Marlins organization.



PAMELA MEJIA DE RODRIGUEZ

MANAGER, EDUCATION SERVICES

Pamela, Dominican Republic native, is the Education Services Manager for the Marlins Baseball Player Development Department. Before working with the Marlins, she worked as an education specialist for the Colorado Department of Education. She worked at Major League Baseball in Santo Domingo, DR, coordinating special programs like the Released Players Program and supervising the education programs for over 30 major league team's academies in DR. She holds a bachelor's in education and a master's degree in educational planning and administration from Universidad Iberoamericana (UNIBE) and Universidad Católica de Santo Domingo. Being involved in baseball has allowed her to help and serve a special population that is integral to the story of the Dominican Republic. She is married to Jordan Rodriguez and has a baby boy: Liam.



PAMELA PEREZ

READING SPECIALIST - DOMINICAN REPUBLIC

Pamela Perez is the Reading Specialist Educator for the Miami Marlins at the Dominican Republic Development Complex. She graduated from the Iberomericana University with a degree in medicine in 2007. In 2014, she received her degree in nutrition from the Instituto Tecnológico de Santo Domingo. Previously, she worked as a teacher for four years in the Dominican Republic. She is married with two daughters.



YAHAIRA BRADOR

EDUCATION OPERATIONS ASSISTANT - DOMINICAN REPUBLIC

Yahaira is the Education Operations Assistant Teacher at the DR Player Development Complex. She grew up in Santo Domingo. She began working with children at age 13 through local summer camps. Since that time, Brador continued to work in education and child development. In 2014, she began working as a Psychologist at Colegio Quisqueya, a school with an 86-year history of academic excellence. Yahaira has a degree in educational psychology and a specialization in diagnosis and therapy for learning dysfunction. Yahaira is married and has two children; a 13-year old, Valeria, and an 11-year-old, Alejandro.



JACKSONVILLE JUMBO SHRIMP - TRIPLE-A

121 FINANCIAL BALLPARK (11,000)

301 A. Phillip Randolph Blvd
Jacksonville, FL 32201

Phone: (904) 358-2846
Web: jaxshrimp.com

JUMBO SHRIMP DIRECTORY

OWNER/CEO:KEN BABBY
GENERAL MANAGER:HAROLD CRAW
MEDIA RELATIONS CONTACT:SCOTT KORNBURG
.....SCOTT@JAXSHRIMP.COM



DAREN BROWN
MANAGER

Daren Brown joins the Miami Marlins organization, serving as Manager for Triple-A Jacksonville for the 2022 season. Brown has more than 20 years of managerial experience, most recently as the inaugural manager for the Kingsport Axmen, who were named the 2021 Appalachian League Organization of the Year. During his coaching career, Brown has served as Manager at all levels of coaching, including in Major League Baseball. He has spent most of his coaching career with the Seattle Mariners organization, serving as Manager of the Mariners in 2010 and Third Base Coach in 2013. Brown is the winningest manager in club history for the Triple-A Tacoma Rainiers, and has more than 1,200 wins over his managerial career. Prior to rejoining the Rainiers, Brown spent three seasons as Manager of the Mariners Double-A affiliate. He spent the 2014 and 2015 seasons as the Mariners Minor League Bunting and Baserunning Coordinator before returning to managing. Brown led AA Jackson to an 84-55 record, in route to a 2016 Southern League Championship and named Southern League Manager of the Year in 2016. Brown spent 1994-2000 with the independent league Amarillo (TX) Dillas. He was the club's manager from 1998-2000, compiling a 203-77 (.725) record which included winning the Texas-Louisiana League Championship in 1999. He was named Panhandle Sports Hall of Fame Baseball Man of the Year in 1999. Along with his coaching duties with Amarillo, compiled a 60-24 record as a starting pitcher from 1994-99. He was named to the league All-Star team from 1995-98 and was named the league's Most Valuable Pitcher in 1995, 1997, and 1998. He finished his pro career with a 90-49 overall record. He was originally selected by Toronto in the 29th round of the 1989 June draft. He resides in Amarillo, Texas, with wife, Cindy, and daughter, Chloe Lynn.



JEREMY POWELL
PITCHING COACH

Jeremy Powell enters his second season as Pitching Coach for Jacksonville, marking his tenth season with the Marlins. He has also served as Pitching Coach for Wichita (2020), New Orleans (2017-19), Jupiter (2017-16), Greensboro (2014-15) and the GCL Marlins (2012-13). Powell spent 2010 with the Arizona Diamondbacks as a pitching coach for the amateur development summer scout teams. Prior to his first coaching stint, he spent two years in the Pirates' minor league system, pitching for Triple-A Indianapolis. Powell played abroad in Japan for Nippon Professional Baseball from 2001-08. He recorded 10-plus wins in four different seasons in the NPB. He also spent seven years in the minor leagues with the Expos' and Padres' organizations.

He is married to Nicole and the couple has three sons: Tyler, Logan, and Brayden. Powell resides in Phoenix, Ariz.



PHIL PLANTIER
HITTING COACH

Phil Plantier enters his second season with the Miami Marlins as a Hitting Coach for Jacksonville, previously spending three seasons in the Yankees organization, each as a RailRiders Hitting Coach. In 2019, the RailRiders ranked second in the IL in batting average (.277) and home runs (212). Served as the Padres' Major League Hitting Coach from 2012-14. Additionally, Plantier served as the Hitting Coach and Interim Manager at Single-A Lake Elsinore in 2011, leading the Storm to their first California League championship since 2001. Before joining the Padres, he spent three seasons in the Mariners organization, serving as a Hitting Coordinator (2010), Double-A West Tennessee's Manager (2009), and coach (2009).

Boston initially selected Phil in the 11th round of the 1987 First-Year Player Draft. Appeared in 610 games over parts of eight Major League seasons, hitting .243 (610x1883) with 260 runs, 90 doubles, 91 home runs, and 292 RBI with the Red Sox (1990-92), Padres (1993-95, '97), Astros (1995), Athletics (1996) and Cardinals (1997). His 91 home runs are the record for any New Hampshire-born player. He and his wife, Jennifer, have three children: Ryan, Tyler, and Emily. Earned a B.A. in social science from California State University San Marco.



JOSE CEBALLOS

DEFENSIVE COACH

Jose Ceballos returns for his eighth season as a coach in the Marlins organization and fifth as Defensive Coach for Jacksonville. He spent 2021 as Defensive Coach for Pensacola and also earned the Staff Member of the Year Award. He began coaching for the Marlins in 2014 with the Greensboro Grasshoppers, where he spent three consecutive seasons.

Ceballos signed as a non-drafted free agent with the Florida Marlins in 2006, playing for the organization from 2007-13.

He and his wife, Geraldine, reside in Valencia, Venezuela. The couple has two daughters.



ERIC REIGELSBERGER

ATHLETIC TRAINER

Eric Reigelsberger enters his first season as Athletic Trainer for Triple-A Jacksonville. This will be Eric's eighth year in professional baseball after spending the last two seasons as Athletic Training Coordinator and his following campaigns with Jupiter (2019), Greensboro (2018), and three seasons in Batavia. He joined the Marlins organization in 2015 after two years at Wichita State University, where he served as a Graduate Assistant Athletic Trainer. Reigelsberger received his Master of Education in sport management at Wichita State University and his Bachelor of Science in athletic training from Central Methodist University.

He resides in Wichita, Kansas, with his wife, Danielle.



TIM RODMAKER

STRENGTH & CONDITIONING COACH

Tim Rodmaker, an Indiana native, is entering his first season with the Marlins as a Strength & Conditioning Coach for Jacksonville. This will be Tim's 16th year in professional baseball after spending 15 seasons in the Chicago White Sox organization as Strength & Conditioning Coach (2006-2021). He worked most recently with Class A Winston-Salem in 2021 (also 2013), their Class A Kannapolis from 2011-12 & 2007-09, and spent the 2010 season at Advanced Rookie Great Falls. Served six seasons (2015-20) at Class AA Birmingham after working with Advanced Rookie Great Falls in 2014 and 2010. Interned at DePaul University as its Strength and Conditioning Room Assistant before joining the White Sox.

Married Alexis ... has three daughters: Eli, Frankie, and Von.



TIM ROSENBAUM

VIDEO MANAGER

Tim Rosenbaum is in his first season in the Miami Marlins organization and his sixth year in professional baseball after spending three seasons with the Cincinnati Reds in their Sports Science Department, all as Data Collection Specialist and two seasons as Video Trainee Intern with the Kansas City Royals. Tim graduated with his bachelor's degree in sports administration from Ball State University. He is from Goodyear, AZ.



PENSACOLA BLUE WAHOOS - DOUBLE-A

Admiral Fetterman Field (5,038)

351 West Cedar Street
Pensacola, FL 32502

Phone: (850) 934-8444

Web: bluewahoos.com

BLUE WAHOOS DIRECTORY

OWNER(S):..... QUINT STUDER, RISHY STUDER AND BUBBA WATSON
 PRESIDENT:..... JONATHAN GRIFFITH
 VP, OPERATIONS:..... DONNA KIRBY
 MEDIA RELATIONS CONTACT:..... DANIEL VENN
 DVENN@BLUEWAHOOS.COM



**KEVIN
RANDEL**
MANAGER

Kevin Randel is set to begin his fourth season as Manager for the Marlins Double-A affiliate. He spent the previous two seasons as Manager for the Jupiter Hammerheads, leading his clubs to winning records in two of the last three seasons. Prior to his time with the Hammerheads, he spent three seasons as Hitting Coach for Double-A Jacksonville and two years (2010-11) as Hitting Coach for Greensboro. Randel spent his whole playing career in the Marlins organization from 2002-09. Randel was drafted by the Marlins in the 13th round of the 2002 First-Year Player Draft and spent eight seasons in the Club's minor league system. In 2009, Randel hit .253 with 12 home runs and 49 RBI with the Jacksonville Suns and was a key part of the 2009 Southern League Championship season. He also made three stints with the Hammerheads as a player (2005; 2007-08).

Randel resides in Wilmington, North Carolina.



**DAVE
EILAND**
PITCHING COACH

Dave Eiland enters his first season as Pitching Coach for the Marlins Double-A affiliate. He spent the previous season as Pitching Coach for the Lexington Legends of the Atlantic League of Professional Baseball. Eiland served as the Pitching Coach for the Kansas City Royals from 2012-2017; before that, he spent the 2011 season in the Tampa Bay Rays organization as a special assistant to Executive VP of Baseball Operations, Andrew Freidman. In addition, he served as the New York Yankees Major League Pitching Coach for three seasons from 2008-2010, including the 2009 World Championship club. Dave began his coaching career in 2003 as the Pitching Coach with the Staten Island Yankees (A) of the New York-Penn League. He also served as a Pitching Coach at Trenton (AA) of the Eastern League from 2005-2006 and Scranton/Wilkes Barre (AAA) of the International League in 2007. Dave appeared in 92 major league games, including 70 starts over 10 seasons with the New York Yankees (1988-1991), San Diego Padres (1992-1993, 1995), and Tampa Bay Devil Rays (1998-2000). He compiled a 12-27 career record with a 5.74 ERA in those 92 major league games. He began his collegiate career at the University of Florida in 1985 to play football for the Gators before transferring to the University of South Florida in 1986 to play baseball. Dave and his wife, Sandra, make their home in Wesley Chapel, Florida. They have two daughters, Nicole and Natalie.



**SCOTT
SEABOL**
HITTING COACH

Scott Seabol enters his third season as a coach in the Marlins organization and second with the Blue Wahoos. He spent three seasons with the New York Yankees organization, in 2019 and 2018 season with Rookie-level Pulaski as a Hitting Coach after serving as Single-A Charleston's Hitting Coach in 2017.

The Yankees selected Seabol in the 88th round of the 1996 First-Year Player Draft. He appeared in 60 Major League games with the Yankees (2001) and Cardinals (2005). At the time of his Major League debut on April 8, 2001, he was the lowest-drafted player to appear in a Major League game. Seabol finished his playing career in the Korean Professional Baseball League (2006) and the Japanese Professional Baseball League (2008-09).

He played baseball at Allegany Community College before transferring to West Virginia University.



FRANK MOORE

DEFENSIVE COACH

Frank Moore enters his first season as a Defensive Coach for the Pensacola Blue Wahoos after spending last season as Hitting Coach for the Jupiter Hammerheads. He spends his 13th year as a coach with the Marlins organization and also served three seasons as a player with Marlins' affiliates in Jupiter, Carolina, and Albuquerque from 2005-07. Frank started his coaching career as a hitting coach for Jamestown from 2009-10, Jupiter Hammerheads in 2011, Greensboro Grasshoppers from 2012-2014, Jupiter in 2016, Greensboro again from 2017-2018, and Clinton LumberKings in 2019. In addition, he was the Marlins Outfield and Baserunning Coordinator in 2015.

The Tampa Bay Rays originally drafted Moore in 1998 out of Middle Georgia Junior College. He resides in Douglas, Georgia.



MELISSA HAMPTON

ATHLETIC TRAINER

Melissa Hampton enters her fourth season as the Athletic Trainer for the Marlins and first with the Blue Wahoos after spending last year with Beloit. Melissa also served two seasons as the Athletic Trainer for the GCL Marlins. She joined the Marlins organization in 2017 after spending the previous year at Towson University, where she completed an Athletic Trainer internship. At Towson, she primarily served the baseball, men's swimming and diving, and women's swimming and diving teams. Prior to her time at Towson, Hampton spent two years at Dallas Baptist University, where she served as a Graduate Assistant Athletic Trainer primarily for the cross country, track and field, men's lacrosse and baseball teams.

Hampton received her Master of Science in Kinesiology from Dallas Baptist University and her Bachelor of Science in Athletic Training from Southern Nazarene University. She resides in Palm Beach Gardens, Florida.



JOSEPH MIRANDA

STRENGTH AND CONDITIONING COACH

Joseph Miranda is in his first season in the organization; he spent two seasons with the Cincinnati Reds, both at the Class AA level. He began his professional baseball career in 2014 with Colorado for two seasons and served as a physical performance coach for the Rockies. Joseph spent the 2016 season as the Strength and Conditioning Coach for the Boston Red Sox and then in 2017 worked as a sports performance coach at Velocity Sports Club in Los Angeles. He played football at Maryville College and, in 2011, graduated with a bachelor's in physical education. Miranda then earned his master's degree in exercise science from George Washington University, where he worked as a graduate intern strength coach for two years. Joseph is certified by the National Strength & Conditioning Association as a Certified Strength & Conditioning Specialist (CSCS) and Registered Strength & Conditioning Coach (RSCC). He is also Functional Movement Screen (FMS) Level 1 certified. Joseph lives in Maryville, Tennessee.



CLAY METZGER

VIDEO MANAGER

Clay Metzger is entering his first year with the Marlins as the Blue Wahoos Video Manager. Before his time with the Marlins, Clay spent a year with the Atlanta Braves as video manager of the FCL team during the 2021 season. Metzger graduated in 2019 from University of Alabama with a degree in sports and entertainment public relations; During his time in the University of Alabama, he was active in sports by playing baseball, wrestling, and soccer.

He was born and raised in Atlanta, Georgia.



BELOIT SKY CARP - SINGLE-A

ABC SUPPLY STADIUM (3,850)

217 Shirland Ave.
Beloit, WI 53511

Phone: (608) 362-2272
Web: skycarp.com

SKY CARP DIRECTORY

OWNER:..... QUINT STUDER AND RISHY STUDER
 GENERAL MANAGER: ZACH BROCKMAN
 MEDIA RELATIONS CONTACT:..... MARIA VALENTYN
MVALENTYN@SKYCARP.COM



JORGE HERNANDEZ

MANAGER

Jorge Hernández enters his first season as Manager for Single-A Beloit and his 16th year with the Marlins organization. Hernández spent the 2021 season as Manager of Single-A Jupiter, following serving as the Marlins' minor league Infield Coordinator for five seasons.

Under Hernández's watch, the Jupiter Hammerheads finished with a 61-56 record. He began his coaching career in 1993 as Hitting Coach for the University of Mobile and started coaching professionally in 2004 as Hitting Coach for the Pensacola Pelicans.

He and his wife, Hilma, reside in Frisco, Texas. The couple has a daughter, Haley, and a son, Eric.



JASON ERICKSON

PITCHING COACH

Jason Erickson begins his fifth season with the Marlins organization and first as the Beloit Sky Carp's Pitching Coach. Erickson spent the 2021 season as Pitching Coach of the Jupiter Hammerheads, following two years with the GCL Marlins and one year with Batavia. Prior to his time with the Marlins, Jason spent four years in the Player Development department with the Pittsburgh Pirates.

Erickson was selected by Pittsburgh in the 24th round of the 2009 First-Year Player Draft out of the University of Washington and went to play three seasons in the Pirates' minor league system. He finished with a 15-10 record and 3.94 ERA in 81 games (31 starts) over the three-year span.



MATT SNYDER

HITTING COACH

Matt Snyder enters his third season with the Marlins organization and second with Beloit; he was assigned to be the Hitting Coach for the 2020 Clinton LumberKings. Snyder played for four years (2009-12) at The University of Mississippi, where he graduated in 2018 and was a student assistant coach during the fall and winter of 2018.

Snyder played seven years in professional baseball. Six years with the New York Yankees and one year with the Marlins.

Snyder was born in Tacoma, Washington and now resides in Oxford, Mississippi.



CHRIS BRIONES

DEFENSIVE COACH

Chris Briones begins his fourth year with the Miami Marlins as Defensive Coach and his second with Beloit after being assigned to Clinton in 2020; in 2019, Briones served with New Orleans. Prior to the Marlins, he spent 17 years in professional baseball, nine as a player and eight as a Scout and Coordinator. He has worked for the Texas Rangers as a Catching Coordinator ('15-'18), Pro Scout, and Special Assignment Scout ('11-'14), covering the Angels, Indians, Mariners, Rockies, and Tigers from the Major League level to Low A and also worked for the Arizona Diamondbacks as a Short-Season A Hitting Coach, Yakima ('06).

Briones graduated from the University of Nevada, Reno, in 2004 and has been with his significant other, Victoria, of 17 years, and has raised two kids, Matt (27) and Kevin (24).



JESSICA COOK

ATHLETIC TRAINER

Jessica Cook enters her first season as Athletic Trainer for Single-A Beloit; this will be Jessica's second year in professional baseball after spending last season as seasonal Athletic Trainer for the Low-A Woodpeckers (Astros). Cook graduated from Middle Georgia State College, where she played softball; she later received her Bachelor of Science in athletic training from Valdosta State University in 2018 and Master in Kinesiology with a focus in exercise science at the University of North Georgia in 2020. During her time at the University of North Georgia, she became a graduate assistant. In addition, Jessica provided coverage in the military core program, men's & women's tennis, men's & women's basketball (Conference Champions in 2019-2020), and the baseball team (Conference Champions 2018-2019).

She resides in Dahlonega, Georgia.



SETH GREGORICH

STRENGTH AND CONDITIONING COACH

As a Strength and Conditioning Coach, Seth Gregorich is entering his seventh season in professional baseball and first with the Beloit Sky Carp. Seth served three seasons with the New York Mets as S&C Coach for GCL (2017-2018) and Kingsport Mets (2019). Before joining the Mets, he was the strength and conditioning coach for Clearwater (A) affiliate of the Philadelphia Phillies from 2015-2016. In 2014, he was the strength and conditioning coach for the GCL Tigers (R). Graduated with a B.S. in Health and Human Performance with an emphasis in coaching from Bellevue University. Seth is recognized as a Certified Strength and Conditioning Specialist through the National Strength & Conditioning Association.

Gregorich lives in Port St. Lucie, Florida, with his fiancé Meryl and their two daughters, Emily and Joly.



LUKE TERWILLIGER

VIDEO MANAGER

Luke Terwilliger is entering his first year with the Marlins as the Beloit Sky Carp's Video Manager; he is jumping from the business side after spending the 2021 season as Group Sales Coordinator for the Miami Marlins. Before his time with the Marlins, Luke spent a year with the New York Yankees as a premium host. Luke graduated in 2019 from Adelphi University with a degree in exercise science; he also played baseball for Adelphi University, where he received the East Region Gold Glove.

Luke received his master's degree in sports administration from St. Thomas University in 2020. He was born and raised in Elmira, NY.



JUPITER HAMMERHEADS - LOW-A

Roger Dean Chevrolet Stadium (7,000)

4751 Main Street
Jupiter, FL 33458

Phone: (561) 775-1818
Web: jupiterhammerheads.com

HAMMERHEADS DIRECTORY

GENERAL MANAGER: MIKE BAUER
 MEDIA RELATIONS CONTACT: RYER GARDENSWARTZ
 RYER@ROGERDEANCHEVROLETSTADIUM.COM



ANGEL ESPADA

MANAGER

Angel Espada joins Single-A Jupiter as Manager following two seasons as Latin America Field Coordinator for the Marlins organization. Espada enters his 14th season with the club, previously serving as Manager for six years. His managerial career with the Marlins began in 2012 for the Single-A affiliate, a position he held for five years before being named Manager of the DSL Marlins in 2019.

Espada began his coaching career with the Marlins in 2009 as Hitting Coach for the GCL Marlins, before being quickly promoted to Hitting Coach of Triple-A New Orleans midseason in 2010.


Angel Espada begins his third season leading the DSL Marlins, his second in the role of Latin America Field Coordinator after spending 2019 as the DSL Manager. It will mark his 13th season with the Marlins' organization. Espada joined the Marlins in 2009 as Hitting Coach for the GCL Marlins. He was then promoted to Hitting Coach of Triple-A New Orleans midseason in 2010. From 2011-'16 he served as the Manager for Miami's Short-Season A clubs in the New York-Penn League, first in Jamestown (2011-'12) and then in Batavia (2013-'16). In 2017 he was named the Defensive Coach for Double-A Jacksonville, and held the same role for High-A Greensboro in 2018.



GLENN DISHMAN

PITCHING COACH

Glenn Dishman enters his first season with the Miami Marlins as the Pitching Coach for the Jupiter Hammerheads. Before joining the Marlins organization, Glenn was the MLB Draft League Pitching Coach. Before his last position, he spent five seasons in the Giants organization with Triple-A Sacramento, Double-A Richmond (2018-2019), and the Rookie-level AZL Giants (2016-2017). Before that, Dishman spent 12 years in the Dodgers organization serving as a Pitching Coach at all levels of their minor league system. The former big-league hurler also served as the Pitching Coach for the North Shore Honu of the Hawaiian Winter League following the 2006 season. In 2004, Dishman was an Assistant Coach at Ohlone College in Fremont, CA, wrapping up an 11-year professional playing career. He was signed out of TCU by San Diego in 1993 and made his big league debut with the Padres in 1995. He resides in Buckeye, Arizona.



TY HAWKINS

HITTING COACH

Ty Hawkins enters his second season with the Marlins as Jupiter's Hitting Coach. He spent the previous 21 seasons with the New York Yankees, including the last two as Hitting Coach for the Double-A Trenton Thunder. Before joining the Yankees organization, Hawkins coached at Vanderbilt University and the University of Illinois. Hawkins is a 1990 graduate of Old Dominion, where he played baseball and helped his team advance to the NCAA Regionals as a senior.

He has two children, Brier and Ty Bayley.



NATHAN MIKOLAS

DEFENSIVE COACH

Nathan Mikolas enters his fifth season with the Marlins and first as the Jupiter Hammerhead's Defensive Coach. Mikolas spent 2021 with the FCL team as Defensive Coach where he debuted in 2018, and two years with Batavia, as the Defensive Coach in 2019 and the Hitting Coach in 2020. Nathan had a six-year career in professional baseball.

Mikolas was selected by the New York Yankees in the third round of the 2012 First-Year Player Draft out of Bradford High School in Kenosha, Wisconsin.



SANDY KRUM

ATHLETIC TRAINER

Sandy enters his fourth season with the Marlins and his 24th season in Major League Baseball. Prior to joining the Marlins, Krum worked with the Cincinnati Reds (1986-1989), Pittsburgh Pirates (1990-2000), and Chicago Cubs (2001-2004) as Assistant Athletic Trainer.

In 2005, Krum joined NBC and CBS Television and served as Athletic Trainer for several reality-based series including The Biggest Loser, American Gladiators, and The Amazing Race. Sandy earned his athletic training degree from Ohio University, graduating in 1986. He is a licensed, certified athletic trainer of the National Athletic Trainers Association and serves on the PBATS Board as Secretary for the Alumni Board.

Krum resides in Chicago during the offseason.



BRANDON REMALIA

STRENGTH AND CONDITIONING COACH

Brandon Remalia is in his second season in the organization and first as Strength and Conditioning Coach for the Jupiter Hammerheads; he spent last season as a Rehab Strength and Conditioning Coach in the Jupiter Complex. He began his coaching career in 2015 with St. John's College High School as a Assistant Sports Performance Coach. He graduated with a bachelor's degree in sports and exercise from Frostburg State University. Brandon is certified by the National Strength & Conditioning Association as a Certified Strength & Conditioning Specialist (CSCS).

Brandon lives in Waldorf, Maryland.



VICTOR DI DIEGO

VIDEO COORDINATOR

Victor Di Diego enters his first season as Video Coordinator with the Jupiter Hammerheads after spending two seasons on a seasonal role as a Clubhouse Assistant in 2019 with the Jupiter Hammerheads and MiLB Operations Assistant in 2021. Diego graduated with his bachelor's degree in management at the University of Central Florida and earned a master's of sports business management for the DeVos program at UCF in 2019.

Victor was born and raised in Palm Beach, Florida.



FLORIDA COMPLEX LEAGUE MARLINS - ROOKIE

Miami Marlins - Development Complex (Field #2)

4657 Main St
Jupiter, FL 33458

Phone: (561) 775-1818

FCL MARLINS DIRECTORY

GENERAL MANAGER: HECTOR CRESPO
ASSISTANT, GENERAL MANAGER: DANNY HENRIQUEZ



**LUIS
DORANTE, SR**
MANAGER

Luis Dorante Sr. returns as Manager for the Florida Complex League Marlins following a 27-28 mark in 2021. Dorante also spent six seasons with the Marlins organization from 2002-07. Prior to his return, he spent nine seasons as a Manager and coach in the New York Yankees organization. Dorante was named the Appalachian League Manager of the Year in 2017 and 2019, and led Pulaski to the Appalachian League Championship in 2017. He also served as a coach for Double-A Trenton in 2013 when the club won the Eastern League Championship.

Spent four seasons with the Pirates as the Latin American Field Coordinator (2011) and Major League bullpen coach (2008-10). Was a minor league coach and manager for 13 seasons in the Marlins (2002-07) and Expos (1995-2001) organizations. Spent three seasons managing Single-A Jupiter (2002-04)... shared "Manager of the Year" honors in 2002 and 2003 including the Marlins Player Development Award in 2002. Led the GCL Expos to a league-best 41-18 record in 1996 and was a scout for the Expos in 1994.

Is married to Solange and has two children, Luis Jr and Valeria.



**JUSTIN
POPE**
PITCHING COACH

Justin Pope begins his second season as pitching coach for the FCL Marlins and third with the Marlins after spending 2020 as Pitching Analyst. He spent ten seasons as a coach in the Yankees organization. Spent 2019 as Pitching Coach for the GCL Yankees West club and three seasons at Single-A Charleston (2016-18). Served as the Pitching Coach for Rookie-level Pulaski in 2015 after one season (2014) as a Rehab Pitching Coach in Yankees player development. Has also served as the Manager for Short-Season Single-A Staten Island (2012-13), a coach with Double-A Trenton (2011) and Pitching Coach for Staten Island (2010). Was selected by St. Louis in the first round (28th overall) of the 2001 First-Year Player Draft and spent eight seasons in the minors, going 38-34 with a 3.34 ERA in 261 games (66 starts) while reaching as high as Triple-A with the Yankees.

Earned 2001 First-Team All-America honors at the University of Central Florida and was inducted into the school's hall of fame in 2013 and broke Roger Clemens' NCAA record for consecutive scoreless innings in 2001, graduated from Wellington H.S. (Fla.)



**JESUS
MERCHAN**
HITTING COACH

Jesus Merchan begins his fourth season as Hitting Coach for the FCL Marlins. In 2018 he served as the Hitting Coach for the Batavia Muckdogs. He spent 2017 with Jacksonville as the Hitting Coach during his first year as a professional coach.

Merchan spent 13 years in the Minors, spending time with Minnesota (2000-05), Philadelphia (2005-07), Arizona (2008), Cleveland (2009), Toronto (2010), Florida (2011), Colorado (2011) and San Diego (2013). Merchan played for the Spain national team in the 2013 World Baseball Classic.

FRONT OFFICE
FIELD STAFF
PLAYERS
CLUB HISTORY
POSTSEASON HISTORY
PLAYER DEVELOPMENT
OPPONENTS
GENERAL INFORMATION



DANNY BLACK

DEFENSIVE COACH

Danny Black begins his first season as a Defensive Coach for the Marlins FCL after spending two seasons with the Triple-A affiliate and the Single-A Jupiter for three consecutive seasons. The Marlins selected him in the 14th round of the 2010 First-Year Player Draft out of the University of Oklahoma.

Black played for six seasons in the club's minor league system. He was named a MiLB.com Organizational All-Star in 2011 and 2012 and was named a Florida State League All-Star in 2012.



RICH ARENA

DEFENSIVE COACH

Rich Arena returns to the field as a Defensive Coach for the Marlins FCL after spending the last three seasons as a Special Assignment Scout in International Operations; he also spent five seasons with the Marlins through 2012-16 as a Hitting Coach. Rich served a total of 10 seasons in the Yankees organization, first in Short-Season Single-A Oneonta (1989, '93), Single-A Greensboro (1990), GCL Yankees (1991-92, '95, 2018), Single-A Tampa (1994, '96) and served as a Scout (1997). Arena was the Director of Scouting for Team One Management in Tampa from 2010-11 and was the head coach at his alma mater, Tampa Catholic H.S. (Fla.), from 2007-09.

He and his wife, Joselle, have five children.



ZACH HATCH

REHAB ATHLETIC TRAINER

Zach Hatch is entering his first season as the Florida Complex League Athletic Trainer and his first year with the Miami Marlins after spending 2021 as an Athletic Trainer at Fyzical Therapy & Balance Centers. He graduated with a bachelor's degree in exercise physiology from California State University and finished his Master of Public Health - MPH, Athletic Training/Trainer at the Oregon State University.



SHELBY PERRY

ATHLETIC TRAINER

After spending two years as Athletic Training and Rehab Seasonal Assistant, Shelby Perry is entering her third season with the Marlins and first-year full time as the Florida Complex League Athletic Trainer. Shelby started her career in professional baseball as a Seasonal Assistant with the Seattle Mariners in 2019.

Perry is currently finishing her Master of Science in kinesiology from A.T. Still University; she is a certified, licensed athletic trainer with an EMT certification from Grand Canyon University in Phoenix. She is from Albuquerque, New Mexico.



COLE HANSEN

STRENGTH AND CONDITIONING COACH

Cole Hansen is in his first season in the organization as Strength and Conditioning Coach for the FCL Marlins; he spent the last two years as a Graduate Assistant at the University of North Georgia coaching men's and women's tennis, men's and women's golf, and men's soccer. He graduated with a bachelor's degree in exercise science at the University of North Georgia and soon will be receiving a master's in kinesiology.



ERIC GATEWOOD

VIDEO COORDINATOR

Eric Gatewood is entering his first year with the Marlins as the Florida Complex League Video Manager. Eric served four years in the United States Marine Corps and was promoted to the rank of Sergeant. After the Marine Corps, Eric pursued his baseball and educational dreams and helped start a baseball program at Cayuga Community College in his home town. After playing two years he transferred to Syracuse University to study sport management and finish off his bachelor's degree. Eric will be graduating this May from Syracuse University.

Eric is from Auburn, New York.



DOMINICAN SUMMER LEAGUE MARLINS

DSL MARLINS DIRECTORY

MANAGER, DOMINICAN REPUBLIC OPERATIONS:	ISMAEL GRANADILLO
ACADEMY MAINTENANCE SUPERVISOR:	RENE CASTRO
D.R - DEVELOPMENT COMPLEX SECRETARY:	LEIDY MERCADO
D.R - DEVELOPMENT COMPLEX DRIVER:	KELVYN HERNÁNDEZ
CLUBHOUSE MANAGER:	JOSE GERONIMO
CLUBHOUSE MANAGER:	JOSE CALZADO
CLUBHOUSE MANAGER:	JOSEPH GILMA



NELSON PRADA

MANAGER, DOMINICAN REPUBLIC OPERATIONS

Nelson Prada returns for his second season with the DSL Marlins, his first as Manager. Last season marked Prada's first with the organization, serving as Hitting Coach for the DSL Marlins. He spent the previous eight seasons on the Philadelphia Phillies Player Development staff, most recently as an Assistant Coach for Double-A Reading in 2019-20.

Prior to joining the Phillies organization, Prada had spent his entire professional baseball career, playing and coaching, with the Minnesota Twins. He began his coaching career with the Twins in 1999, following his playing career that lasted four years (1995-98). He has had winning records in seven of his 10 seasons as minor league Manager.



OSCAR ESCOBAR

MANAGER, DOMINICAN REPUBLIC OPERATIONS

Oscar Escobar enters his first season with the Miami Marlins organization, following spending four seasons in the Yankees organization; two seasons as a Defensive Coach and was the Manager for the DSL parallel program from 2018-19. Previously served as the Field Coordinator for the Cardenales de Lara of the Venezuelan Winter League from 2012-16, was also a coach for Team Venezuela in the 2006 and 2009 World Baseball Classic. Oscar was a coach for Team Venezuela in the 2009 Baseball World Cup. During his playing career, he appeared in 487 minor league games over six seasons with the Blue Jays (1983-87) and Pirates (1988), batting .257 (442x1723) with 245 runs, 66 doubles, 19 home runs and 165 RBI. He and his wife, María Castañeda de Escobar, have two daughters, Osmary and Oscary.



CÉSAR JIMENEZ
Pitching Coach



ESMERLING DE LA ROSA
Pitching Coach



YOHAN PINO
Pitching Coach



EMILIO LINARES
Hitting Coach



RIGOBERTO SILVERIO
Hitting Coach



RAMON ESPINOSA
Defensive Coach



CÉSAR DIAZ
Defensive Coach



MIGUEL FERMIN
Defensive Coach



ERICK FARIÑAS-PUENTE
Athletic Trainer



JENNEFER TORRES
Athletic Trainer



MANNY ESTRADA
S&C Coach



ADONIS DE LEÓN
S&C Coach



BRAHEN PEREIRA
Video Manager



GUILLERMO MATOS
Video Manager

YEAR-BY-YEAR ORGANIZATIONAL STANDINGS

SEASON	LEVEL	TEAM	LEAGUE	RECORD	PERCENTAGE
1992	SS	Erie Sailors	NY-Penn	40-37	.533
	R	GCL Marlins	Gulf Coast	33-27	(73-64)
1993	AAA	Edmonton Trappers	Pacific Coast	72-69	.536 (295-255)
	AA	-- no affiliation --	-----		
	A+	High Desert Mavericks	California	85-62	
	A	Kane County Cougars	Midwest	75-62	
	SS	Elmira Pioneers	NY-Penn	31-44	
1994	R	GCL Marlins	Gulf Coast	32-28	.496 (344-349)
	AAA	Edmonton Trappers	Pacific Coast	67-75	
	AA	Portland Sea Dogs	Eastern	60-81	
	A+	Brevard Co. Manatees	Florida State	78-61	
	A	Kane County Cougars	Midwest	71-68	
	SS	Elmira Pioneers	NY-Penn	30-43	
1995	R	GCL Marlins	Gulf Coast	38-21	.495 (340-347)
	AAA	Charlotte Knights	International	59-81	
	AA	Portland Sea Dogs	Eastern	86-56	
	A+	Brevard Co. Manatees	Florida State	61-74	
	A	Kane County Cougars	Midwest	69-69	
	SS	Elmira Pioneers	NY-Penn	25-51	
1996	R	GCL Marlins	Gulf Coast	40-16	.471 (320-359)
	AAA	Charlotte Knights	International	62-59	
	AA	Portland Sea Dogs	Eastern	83-58	
	A+	Brevard Co. Manatees	Florida State	47-92	
	A	Kane County Cougars	Midwest	65-68	
	SS	Utica Blue Sox	NY-Penn	29-57	
1997	R	GCL Marlins	Gulf Coast	34-25	.512 (354-338)
	AAA	Charlotte Knights	International	76-65	
	AA	Portland Sea Dogs	Eastern	79-63	
	A+	Brevard Co. Manatees	Florida State	62-76	
	A	Kane County Cougars	Midwest	70-68	
	SS	Utica Blue Sox	NY-Penn	36-38	
1998	R	GCL Marlins	Gulf Coast	31-28	.459 (321-379)
	AAA	Charlotte Knights	International	70-73	
	AA	Portland Sea Dogs	Eastern	66-75	
	A+	Brevard Co. Manatees	Florida State	43-97	
	A	Kane County Cougars	Midwest	69-71	
	SS	Utica Blue Sox	NY-Penn	35-41	
1999	R	GCL Marlins	Gulf Coast	38-22	.477 (328-360)
	AAA	Calgary Cannons	Pacific Coast	57-82	
	AA	Portland Sea Dogs	Eastern	65-77	
	A+	Brevard Co. Manatees	Florida State	61-74	
	A	Kane County Cougars	Midwest	78-59	
	SS	Utica Blue Sox	NY-Penn	42-33	
2000	R	GCL Marlins	Gulf Coast	25-35	.496 (346-351)
	AAA	Calgary Cannons	Pacific Coast	60-82	
	AA	Portland Sea Dogs	Eastern	71-70	
	A+	Brevard Co. Manatees	Florida State	66-74	
	A	Kane County Cougars	Midwest	74-65	
	SS	Utica Blue Sox	NY-Penn	35-40	
2001	R	GCL Marlins	Gulf Coast	40-20	.546 (383-319)
	AAA	Calgary Cannons	Pacific Coast	72-71	
	AA	Portland Sea Dogs	Eastern	77-65	
	A+	Brevard Co. Manatees	Florida State	80-55	
	A	Kane County Cougars	Midwest	88-50	
	SS	Utica Blue Sox	NY-Penn	27-47	
R	GCL Marlins	Gulf Coast	29-31		

* ***Bold Italics*** indicate won League Championship

YEAR-BY-YEAR ORGANIZATIONAL STANDINGS

2002	AAA	Calgary Cannons	Pacific Coast	67-71	.491 (338-351)
	AA	Portland Sea Dogs	Eastern	63-77	
	A+	Jupiter Hammerheads	Florida State	81-57	
	A	Kane County Cougars	Midwest	64-75	
	SS	Jamestown Jammers	NY-Penn	32-42	
	R	GCL Marlins	Gulf Coast	31-29	
2003	AAA	Albuquerque Isotopes	Pacific Coast	74-70	.502 (343-340)
	AA	Carolina Mudcats	Southern	80-58	
	A+	Jupiter Hammerheads	Florida State	76-72	
	A	Greensboro Bats	South Atlantic	65-67	
	SS	Jametown Jammers	NY-Penn	22-51	
	R	GCL Marlins	Gulf Coast	26-32	
2004	AAA	Albuquerque Isotopes	Pacific Coast	67-77	.454 (315-379)
	AA	Carolina Mudcats	Southern	73-68	
	A+	Jupiter Hammerheads	Florida State	64-71	
	A	Greensboro Bats	South Atlantic	50-89	
	SS	Jamestown Jammers	NY-Penn	30-45	
	R	GCL Marlins	Gulf Coast	31-29	
2005	AAA	Albuquerque Isotopes	Pacific Coast	78-66	.501 (341-339)
	AA	Carolina Mudcats	Southern	77-57	
	A+	Jupiter Hammerheads	Florida State	64-71	
	A	Greensboro Grasshoppers	South Atlantic	64-71	
	SS	Jamestown Jammers	NY-Penn	31-44	
	R	GCL Marlins	Gulf Coast	24-30	
2006	AAA	Albuquerque Isotopes	Pacific Coast	70-72	.459 (316-373)
	AA	Carolina Mudcats	Southern	61-79	
	A+	Jupiter Hammerheads	Florida State	55-80	
	A	Greensboro Grasshoppers	South Atlantic	68-69	
	SS	Jamestown Jammers	NY-Penn	33-39	
	R	GCL Marlins	Gulf Coast	29-34	
2007	AAA	Albuquerque Isotopes	Pacific Coast	72-70	.468 (323-367)
	AA	Carolina Mudcats	Southern	60-80	
	A+	Jupiter Hammerheads	Florida State	63-76	
	A	Greensboro Grasshoppers	South Atlantic	71-69	
	SS	Jamestown Jammers	NY-Penn	28-47	
	R	GCL Marlins	Gulf Coast	29-25	
2008	AAA	Albuquerque Isotopes	Pacific Coast	68-75	.530 (365-324)
	AA	Carolina Mudcats	Southern	80-60	
	A+	Jupiter Hammerheads	Florida State	74-64	
	A	Greensboro Grasshoppers	South Atlantic	66-72	
	SS	Jamestown Jammers	NY-Penn	28-47	
	R	GCL Marlins	Gulf Coast	30-24	
2009	AAA	New Orleans Zephyrs	Pacific Coast	63-80	.497 (342-348)
	AA	Jacksonville Suns	Southern	82-58	
	A+	Jupiter Hammerheads	Florida State	67-70	
	A	Greensboro Grasshoppers	South Atlantic	66-74	
	SS	Jamestown Jammers	NY-Penn	34-42	
	R	GCL Marlins	Gulf Coast	38-17	
2010	AAA	New Orleans Zephyrs	Pacific Coast	66-77	.506 (350-341)
	AA	Jacksonville Suns	Southern	81-59	
	A+	Jupiter Hammerheads	Florida State	46-92	
	A	Greensboro Grasshoppers	South Atlantic	66-74	
	SS	Jamestown Jammers	NY-Penn	43-32	
	R	GCL Marlins	Gulf Coast	37-19	
2011	AAA	New Orleans Zephyrs	Pacific Coast	69-74	.508 (351-340)
	AA	Jacksonville Suns	Southern	70-70	
	A+	Jupiter Hammerheads	Florida State	60-80	
	A	Greensboro Grasshoppers	South Atlantic	79-60	
	SS	Jamestown Jammers	NY-Penn	35-40	
	R	GCL Marlins	Gulf Coast	38-16	

FRONT OFFICE

FIELD STAFF

PLAYERS

CLUB HISTORY

POSTSEASON HISTORY

PLAYER DEVELOPMENT

OPPONENTS

GENERAL INFORMATION

YEAR-BY-YEAR ORGANIZATIONAL STANDINGS

2012	AAA	New Orleans Zephyrs	Pacific Coast	73-67	.524 (361-328)	
	AA	Jacksonville Suns	Southern	70-70		
	A+	Jupiter Hammerheads	Florida State	74-62		
	A	Greensboro Grasshoppers	South Atlantic	80-59		
	SS	Jamestown Jammers	NY-Penn	35-40		
	R	GCL Marlins	Gulf Coast	29-30		
2013	AAA	New Orleans Zephyrs	Pacific Coast	72-72	.497 (342-346)	
	AA	Jacksonville Suns	Southern	73-63		
	A+	Jupiter Hammerheads	Florida State	68-69		
	A	Greensboro Grasshoppers	South Atlantic	65-72		
	SS	Batavia Muckdogs	NY-Penn	39-36		
	R	GCL Marlins	Gulf Coast	25-34		
2014	AAA	New Orleans Zephyrs	Pacific Coast	70-74	.498 (347-350)	
	AA	Jacksonville Suns	Southern	81-59		
	A+	Jupiter Hammerheads	Florida State	50-87		
	A	Greensboro Grasshoppers	South Atlantic	87-53		
	SS	Batavia Muckdogs	NY-Penn	34-42		
	R	GCL Marlins	Gulf Coast	25-35		
2015	AAA	New Orleans Zephyrs	Pacific Coast	58-86	.427 (297-399)	
	AA	Jacksonville Suns	Southern	57-81		
	A+	Jupiter Hammerheads	Florida State	67-73		
	A	Greensboro Grasshoppers	South Atlantic	51-88		
	SS	Batavia Muckdogs	NY-Penn	31-44		
	R	GCL Marlins	Gulf Coast	33-27		
2016	AAA	New Orleans Zephyrs	Pacific Coast	69-70	.454 (311-374)	
	AA	Jacksonville Suns	Southern	63-76		
	A+	Jupiter Hammerheads	Florida State	68-69		
	A	Greensboro Grasshoppers	South Atlantic	65-75		
	SS	Batavia Muckdogs	NY-Penn	22-53		
	R	GCL Marlins	Gulf Coast	24-31		
2017	AAA	New Orleans Zephyrs	Pacific Coast	55-83	.483 (328-351)	
	AA	Jacksonville Suns	Southern	69-71		
	A+	Jupiter Hammerheads	Florida State	67-68		
	A	Greensboro Grasshoppers	South Atlantic	75-61		
	SS	Batavia Muckdogs	NY-Penn	30-45		
	R	GCL Marlins	Gulf Coast	32-23		
2018	AAA	New Orleans Baby Cakes	Pacific Coast	69-70	.476 (357-393)	
	AA	Jacksonville Jumbo Shrimp	Southern	55-82		
	A+	Jupiter Hammerheads	Florida State	70-64		
	A	Greensboro Grasshoppers	South Atlantic	60-76		
	SS	Batavia Muckdogs	NY-Penn	36-40		
	R	GCL Marlins	Gulf Coast	25-31		
2019	AAA	New Orleans Baby Cakes	Pacific Coast	73-65	.504 (374-368)	
	AA	Jacksonville Jumbo Shrimp	Southern	66-71		
	A+	Jupiter Hammerheads	Florida State	54-78		
	A	Clinton LumberKings	Midwest	78-61		
	SS	Batavia Muckdogs	NY-Penn	41-35		
	R	GCL Marlins	Gulf Coast	28-22		
2020	DID NOT PLAY A MINOR LEAGUE SEASON					
	2021	AAA	Jacksonville Jumbo Shrimp	Triple-A East	75-55	.505 (297-291)
		AA	Pensacola Blue Wahoos	Double-A South	57-54	
		A+	Beloit Sky Carp	High-A Central	55-65	
		A	Jupiter Hammerheads	Low-A Southeast	60-55	
		R	FCL Marlins	Florida Complex	27-28	
R		DSL Marlins	Dominican Summer	23-34		

FIRST-YEAR PLAYER DRAFT RECAPS

1992

1 C Charles Johnson	10 OF Chris Sheff	19 RHP John Codrington	28 RHP Ken Kendrena	37 OF Hiram Fantauzzi	46 RHP Chris Altman
2 RHP John Lynch	11 INF Tony Torres	20 RHP Rob Steinert	29 OF Anthony Bonifazio	38 C Jason Frazier	47 RHP Scott Englehart
3 LHP Rich Ireland	12 RHP Mike Venezia	21 OF Chris Clark	30 INF Mark Leber	39 C Sean Gousha	48 RHP Mitchel Bowen
4 OF Willie Brown	13 LHP Jerry Stafford	22 RHP Matt Donahue	31 OF Erick Strickland	40 LHP Bob Frazier	49 C Robert Hernandez
5 INF Alex Aranzamendi	14 RHP Jason Tidwell	23 INF Todd Pridy	32 INF Lou Luca	41 RHP Doug Pettit	50 OF James Woods
6 RHP Pat Leahy	15 RHP Jim Patterson	24 LHP Marcus Mays	33 C Tim Lanier	42 RHP Matt Wood	
7 RHP Reynol Mendoza	16 OF Eddie Christian	25 RHP Andy Larkin	34 INF Bruce Nolte	43 RHP Greg Reeder	
8 LHP Dan Roman	17 INF Gavin Baugh	26 C Brian Loyd	35 OF Rick Freehling	44 RHP Scott Johnson	
9 OF Scott Samuels	18 C Mark Skeels	27 RHP Matt Petersen	36 OF Matt Furry	45 RHP Dan Lyons	

1993

1 RHP Marc Valdes	17 RHP Don Matthews	33 LHP Zachary Stark	49 OF Michael Reyes	65 RHP James Gann	81 RHP Michael Logan
2 C John Roskos	18 LHP Thomas Giles	34 OF Jeffrey Lewis	50 INF Mark Creelman	66 C Todd Teeter	82 RHP Richard Bell
3 RHP Dan Ehler	19 LHP Richard Seminoff	35 OF Eric Genden	51 LHP Leslie Sean	67 C Chris Hendrix	83 RHP John Woodard
4 LHP Thomas Howard	20 LHP Bryan Ward	36 LHP Brett Ames	52 INF Ward White	68 INF Anthony Longueira	84 OF Theron Truitt
5 RHP Ernie Delgado	21 RHP Greg Mix	37 RHP Brandon Villafuerte	53 RHP Jason Russell	69 INF Larry Barnes	85 C Jerry Whaley
6 RHP Paul Thornton	22 RHP Dan Cherney	38 INF David Berg	54 OF Charles Bivens	70 LHP Brian Deskins	86 RHP Stephen Haggard
7 OF Todd Dunwoody	23 OF Ivory Jones	39 RHP James Merritt	55 RHP Diallo Banks	71 INF Cameron Jones	87 RHP Jason Mann
8 OF Billy McMillon	24 OF Ronnie Brown	40 OF Derrick Johnson	56 RHP David Harper	72 RHP Franklin Roberts	88 RHP Cabott Woods
9 INF Brady Babin	25 RHP Richard Dishman	41 INF Eric Sees	57 C Michael Myers	73 OF Brent Yarrow	89 OF Jason Dyer
10 RHP Ryan Filbeck	26 INF Matt Martinez	42 LHP Chad Phillips	58 OF Marc Lee	74 INF Brian Reid	90 RHP Tom Buckman
11 INF Damon Johnson	27 INF Andy Small	43 OF Ian Roberts	59 RHP Chad Ricketts	75 OF Eric Johnson	91 OF Shawn Summers
12 RHP Jason Fawcett	28 INF Tony Darden	44 OF Greg Hubley	60 OF Daniel Sousa	76 RHP David Bernhard	
13 OF David Jefferson	29 LHP Samuel Minyard	45 RHP Bobby Howry	61 RHP Michael Rios	77 OF Kenny Williams	
14 C Mike Sims	30 INF Justin Long	46 RHP Jon Van Zandt	62 OF Casey Baker	78 OF Allen Stalvey	
15 OF Erik Robinson	31 RHP Justin Mark	47 Voided	63 INF Chris Sauritch	79 RHP Charles Roberson	
16 INF Scott Southard	32 RHP Matthew Wells	48 RHP Josh Deakman	64 RHP Robert Cowan	80 INF Dustin Spencer	

1994

1 INF Josh Booty	14 RHP Rodney Getz	28 RHP Tim McClaskey	42 RHP Heath Askew	56 RHP Justin Fenus	70 OF Anthony Poindexter
2 INF Victor Rodriguez	15 RHP Allan Hebert	29 RHP Mark Hale	43 INF Darren Mills	57 RHP Chris Windsor	71 RHP Beau Payne
3 C Todd Cady	16 RHP Seth Etherton	30 INF Shawn O'Dell	44 RHP Aaron Cames	58 RHP Philip Henderson	72 INF Glenn Foley
4 RHP Brian Meadows	17 RHP Kenyon West	31 C Kirk Pierce	45 LHP Mike Evans	59 OF Peter Quitner	73 OF Hines Ward
5 LHP Chad Miles	18 RHP Jeremy Ross	32 LHP Terry Bishop	46 OF Theron Truitt	60 LHP Todd Moser	74 OF Troy Rauer
6 RHP Jason Garrelts	19 RHP Kevin Tolan	33 OF Derrick Johnson	47 RHP Randy Niles	61 LHP Ryan Roberts	75 OF Tyler Nicol
7 RHP Mike Parisi	20 OF Mark Gugino	34 INF Walter White	48 RHP Randy Shagena	62 RHP Tom Buckman	76 RHP Douglas Bossert
8 OF Ryan Jackson	21 LHP Brian Shackelford	35 RHP Chadwick Mead	49 LHP Joel Holland	63 INF Curtis Hall	77 INF Brian Benefield
9 C Hector Kulan	22 RHP James Smith	36 RHP Ali Samadini	50 LHP Gaylon Dixon	64 OF Tim Hicks	78 C Ward White
10 OF Hayward Cook	23 INF Lionel Hastings	37 RHP Derek Santiago	51 OF Santos Cortez	65 RHP Greg McNeill	79 INF Peter Jazerinac
11 OF Abdul Cole	24 RHP Wally Maynard	38 LHP Mark Greenlee	52 LHP Scott Dewitt	66 RHP John Payne	80 RHP Michael Howes
12 LHP Jon Farmer	25 RHP Dan Vardijan	39 RHP Jay Gospodarek	53 C John Arnold	67 RHP Jonathan Moores	
13 RHP Robby Stanifer	26 OF Michael Reyes	40 RHP Jeremy Blaylock	54 OF Shane Phillips	68 RHP Josh Deakman	
14 OF José Camilo	27 C Sommer McCartney	41 OF Quincy Foster	55 RHP Chris Gorrell	69 RHP Ross Atkins	

1995

1 OF Jaime Jones	16 RHP Gabe González	31 RHP Mike Rose	46 OF Jeff Cermak	61 INF Scott Esker	76 RHP Dustin Keppen
2 INF Nate Rolison	17 INF Steve Goodell	32 RHP George Oleksik	47 RHP Rhett Ingerick	62 RHP Michael Laine	77 INF Eric Kalie
3 OF Randy Winn	18 LHP Travis Burgus	33 INF Todd Bramble	48 C Raymond Green	63 INF Druen Mahony	78 RHP Brett Schreyer
4 RHP Mike Marriott	19 LHP Michael Duvall	34 OF Kevin Green	49 RHP Rafael Rigueiro	64 OF Quincy Foster	79 OF Joel Saijun
5 OF Rene Rascon	20 C Mat Erwin	35 INF Jason Shanahan	50 OF William Reed	65 LHP James Nederostek	80 OF Timothy Hicks
6 LHP Michael Tejera	21 INF Joe Funaro	36 RHP Tim McClaskey	51 RHP Aaron Cames	66 C Robert Hamcock	81 RHP Shannon Carter
7 RHP Hansel Izquierdo	22 RHP Swan Austin	37 INF Brian Dallimore	52 C Scott McKee	67 INF Matthew Pidgeon	82 OF Brian Bush
8 LHP Mark Watson	23 RHP Alex Morris	38 LHP Ken Duebelbeis	53 OF Kerthatis Lovely	68 LHP Andy Bair	83 Voided
9 RHP Tony Enard	24 LHP Jim Detwiler	39 OF Dion Battee	54 RHP Duane Bell	69 RHP Jason Berry	84 INF Ryan Roberts
10 RHP Bob Pailthorpe	25 RHP Kevin Fitzmaurice	40 LHP Matt Blank	55 OF Darin Baker	70 RHP William Tull	85 INF Andrew Leclerc
11 RHP Gary Knotts	26 RHP Ryan Tack	41 OF Dwayne Neal	56 OF Carl Jones	71 OF Derek Rowen	86 OF John Schmitz
12 RHP Jonathan Widerski	27 RHP David Therneau	42 OF Letarvius Copeland	57 OF Joel Atwater	72 RHP William Boughey	87 INF Brian Haught
13 RHP Jerrod Riggan	28 INF Jorge Rodriguez	43 RHP Shannon Stephens	58 INF Richard Circuit	73 RHP Jay Gospodarek	
14 RHP David Miller	29 RHP Gary Santoro	44 INF Jason Garrett	59 LHP Mark Greenlee	74 INF Stephen Blevins	
15 RHP Rick Garcia	30 RHP Euclides Rojas	45 C Rob Hernandez	60 RHP William Fleck	75 RHP Kevin Tolan	

1996

1 OF Mark Kotsay	14 LHP Brian Tallet	27 RHP Brian Matzenbacher	40 LHP Simon Young	53 OF David White	66 INF Dustin Brisson
2 Choice to Toronto	15 RHP David Wesolowski	28 RHP Justin Linquist	41 LHP Brian Forystek	54 LHP Joseph Hart	67 RHP Juan Torres
3 Choice to Toronto	16 INF Simon Tafoya	29 INF Pete Arenas	42 INF Edwin Erickson	55 RHP Craig Lewis	68 LHP Brian Parterheimer
4 RHP Blaine Neal	17 INF Larry Klein	30 INF Scott Conway	43 RHP Jimmy Frush	56 RHP Reece Borges	69 RHP Geoff Duncan
5 LHP Brent Billinglsey	18 LHP Brian Farkas	31 RHP Josh Laxton	44 OF Patrick Pass	57 OF Letarvius Copeland	70 INF Joshua Hoffpaui
6 RHP David Townsend	19 RHP Shaw Casey	32 OF Alain Diaz	45 RHP Mike Rose	58 RHP Travis Johnson	71 INF Gerald Perkins
7 RHP Chris Moore	20 RHP Steve Gagliano	33 RHP Rafael Rigueiro	46 LHP Steven Merrill	59 INF Israel Pope	72 OF Dwayne Webb
8 OF Quantaa Jackson	21 C Matt Braugher	34 INF Zak Ammirato	47 LHP Mike Evans	60 OF Clayton Thomas	73 INF Brian Pirazzi
9 INF Vaughn Schill	22 LHP Dan Ferrell	35 INF Justin Foerter	48 OF Harry Anderson	61 OF Dennis Gill	74 INF Matt Pidgeon
10 OF Cory Washington	23 C Stephen Morales	36 C Jay Jones	49 RHP Kevin Kurilla	62 C Charles Walter	75 INF Scott Eskra
11 LHP Travis Wyckoff	24 RHP Brad Farizo	37 C Jason Alaimo	50 OF Eric Abshor	63 OF Joel Saijun	
12 RHP Skip Browning	25 INF Jeff Venghaus	38 INF Jason Sharp	51 RHP Kevin Zaleski	64 RHP Devon Younger	
13 INF Ryan Owens	26 RHP Scott Dunn	39 RHP Jeff Bloomer	52 INF Daniel Torres	65 C Jorge Soto	

1997

1 RHP Aaron Akin	11 INF Jesus Medrano	21 RHP Eric Bernhardt	31 RHP Jason Farmer	41 RHP Billy Nofsinger	51 OF Frank Valois
2 C Jeff Bailey	12 OF Javon Walker	22 C Alex Melconian	32 RHP Bryant Hodges	42 RHP Nicholas Carlson	52 C Tim Strange
3 INF Chris Aguila	13 INF Ross Gload	23 OF Andres Torres	33 OF Ronald Dorsey	43 RHP Glen Myers	53 RHP Brian Middleton
4 C Brandon Harper	14 RHP Wes Anderson	24 C Jason Harrison	34 OF Chris Clark	44 C Esteben Elzy	54 OF Adrian Earles
5 LHP Paul Avery	15 INF Travis Bailey	25 RHP Cory Lima	35 RHP Joshua Higgins	45 RHP Jimmy Bardollar	55 RHP Nicholas Huntsman
6 OF Brain Reed	16 RHP James Shook	26 RHP Scott Henderson	36 LHP Antwoine Anderson	46 LHP Michael Wenger	56 INF William Baber
7 INF Matt Erickson	17 OF Rhod Donaldson	27 OF Matt Schnabel	37 INF Chris Louwsma	47 INF Michael Shumaker	57 RHP Michael Kalchuk
8 LHP Clifton Lee	18 RHP Drew Shields	28 RHP James McGowan	38 OF Eric Abshor	48 C Aaron Lough	58 C Carl Lafferty
9 OF Jon Heinrichs	19 RHP Robert Garvin	29 RHP Blair Fowler	39 INF Adam Spiker	49 RHP Michael Nall	
10 INF Kelley Washington	20 OF Howard Beard	30 RHP Gaige Thomas	40 IHP John Weis	50 RHP Kyle Jenkins	

1998

1 OF Chip Ambres	10 LHP Chris Heck	19 OF Wendell Anderson	28 RHP Kevin Ryan	37 RHP Eric Bernhardt	46 OF Greg Mickles
2 INF Derek Wathan	11 INF Matthew Demarco	20 LHP David Campos	29 INF Drew Niles	38 RHP Jorge Arceo	47 C Aaron Alvarez
3 INF David Callahan	12 RHP David Noyce	21 C Matthew Frick	30 INF Vincent Harrison	39 OF Jeff Wagner	48 C Rigo Orozco
4 INF Heath Honeycutt	13 RHP Paul McCurtain	22 C Michael Wright	31 OF Jon Topolski	40 C Julio Rivas	49 OF Rudy Simpson
5 OF Matt Padgett	14 RHP Eric Jupe	23 RHP Matthew Krabbe	32 INF Randy Rigsby	41 OF Bryan Lee	
6 LHP Phillip Lowery	15 INF Heath Kelly	24 INF Terrence Smalls	33 RHP Peter Kocur	42 RHP Daniel Pettit	
7 LHP Ryan Harber	16 RHP John Seaman	25 RHP Scott Murphy	34 OF Adam Bragg	43 RHP Shawn Sabo	
8 RHP Marc Sauer	17 INF Joshua Hochgesang	26 RHP Kevin Olsen	35 C John Moylan	44 INF Shawn Norris	
9 RHP Michael Trussell	18 INF Adam LaRoche	27 OF Willy Hill	36 C Chris Halgren	45 RHP Peter Selden	

* Bold indicates player signed

FRONT OFFICE

FIELD STAFF

PLAYERS

CLUB HISTORY

POSTSEASON HISTORY

PLAYER DEVELOPMENT

OPPONENTS

GENERAL INFORMATION

FIRST-YEAR PLAYER DRAFT RECAPS

1999

1 RHP Josh Beckett	10 OF Scott Goodman	19 INF Kevin Perkins	28 LHP Matt Ward	37 RHP Derek Caraway	46 C Benjamin Vannatter
2 RHP Terence Byron	11 RHP Randy Messenger	20 RHP Shane Smuin	29 INF Matt Postell	38 OF Robert Glaser	47 OF Jacob Robertson
3 INF Joshua Wilson	12 C Angel Sánchez	21 LHP Joseph Sergeant	30 RHP Bradon Bowe	39 INF Chance Scott	48 OF Quian Davis
4 C Dominic Woody	13 RHP Bryan Moore	22 OF James Close	31 C Ken Riley	40 RHP Matthew Krabbe	49 RHP John Zamora
5 LHP Nate Robertson	14 LHP Todd Moser	23 INF Jarrod Schmidt	32 RHP Dustin Griffith	41 RHP Jeff Nichols	50 OF Anthony Aceves
6 OF Charles Frazier	15 OF Barry Schell	24 LHP Bryan Morse	33 RHP Mike Flannery	42 INF David LaRoche	
7 INF Jake Laidlaw	16 RHP Jared Wykoff	25 C Dennis Anderson	34 C John Moylan	43 RHP Darin Phalines	
8 INF Kevin Hooper	17 RHP Brad Haynes	26 INF Keith Herbert	35 OF Enrique Mendieta	44 INF Alonso Gomez	
9 RHP Ben Hickman	18 RHP David Johnston	27 RHP Thomas Bell	36 OF Kevin Snowden	45 RHP John Anderson	

2000

1 INF Adrian González	9 RHP Jesse Kozlowski	17 INF Josh Willingham	25 RHP Michael McNutt	33 OF James Samolovitch	41 RHP Jared Britte
2 OF Jason Stokes	10 RHP William Clayton	18 LHP Chris Key	26 RHP Nathan Staggs	34 LHP Joey Sexton	42 INF Justin Knapp
3 LHP Robert Henkel	11 RHP Steve Sawyer	19 C Brian Rogers	27 LHP Joshua Muecke	35 RHP Justin Sherman	43 INF Steve Ramsey
4 OF Anthony Brewer	12 INF Patrick Magness	20 RHP Adam Sterrett	28 INF Patrick Green	36 INF Erik Dean	44 INF Levi Webber
5 OF James Kavourias	13 RHP Phillip Akens	21 INF David Easterday	29 RHP Casey Hoorelbeke	37 RHP Josh Barton	45 OF/INF Jeffrey Stevens
6 OF William Smith	14 LHP Robert Jones	22 OF David Gresky	30 RHP Dustin Griffith	38 OF Anthony Aceves	
7 RHP Brandon Sloan	15 LHP Timothy Schilling	23 LHP Daniel Moore	31 RHP Jonathan Asahina	39 RHP Nathan Kopszywa	
8 RHP Matthew Massingale	16 INF Daniel Hicks	24 LHP Benjamin Birk	32 RHP Derek Mills	40 INF Christian Larsen	

2001

1 RHP Garrett Berger	10 INF Rex Rundgren	19 C William Lafferty	28 C Gooby Gerlits	37 RHP Ronnie Goodwin	46 RHP Charles Taylor
2 RHP Allen Baxter	11 RHP Nicholas Ungs	20 RHP Dane Mason	29 RHP Nicholas Pesco	38 LHP Justin Ottman	47 INF Derek Hutton
3 OF Christopher Resop	12 RHP Lance Davis	21 INF Jason Helps	30 RHP Chris Johnston	39 OF Tyson Graham	48 LHP Phillip Coke
4 LHP Tyler Lumsden	13 INF Michael Tucker	22 LHP Wes McCrotty	31 C Sergio Roman	40 INF Eric Otero	49 OF Steve Stanley
5 LHP Adam Bostick	14 C Doug Boone	23 RHP John Skinner	32 RHP Torik Harrison	41 RHP Joshua Perrault	
6 RHP Lincoln Holdzkom	15 INF Hunter Wyant	24 INF Adam Hartig	33 RHP Stephen Thomas	42 RHP Isaac Garzo	
7 RHP Jeffrey Fulchino	16 RHP Kevin Cave	25 RHP Adam Russell	34 INF Marc Rittenhouse	43 OF Paris Dancy	
8 RHP Dustin Kupper	17 C Joshua Coffey	26 OF Francisco Blackburn	35 RHP Kevin Halamiccek	44 OF Nicholas Blasi	
9 RHP Kody Naylor	18 LHP Louis Evans	27 RHP Jonathan Hunton	36 INF Kris Clute	45 OF Andrew Vansickle	

2002

1 OF Jeremy Hermida	10 1B Robert Word	19 OF Jordan Baker	28 RHP Aaron Gabriel	37 LHP Ryan Anderson	46 OF Nicholas Ewen
2 SS Robert Andino	11 C Patrick Arlis	20 RHP Jason Iehl	29 RHP Chris Gabriel	38 LHP Patrick Connell	47 OF Jacob Manning
3 RHP Trevor Hutchinson	12 RHP James DeMontel	21 LHP Waylon Byers	30 RHP Kurt Koehler	39 OF Matthew Miller	48 LHP Matthew Hayes
4 RHP Joshua Johnson	13 SS Kevin Randel	22 RHP Shaun O'Connor	31 LHP Kyle Eazor	40 C Bradley Pahs	49 SS Michael Gaffney
5 C Nicholas Hundley	14 RHP Travis Chick	23 RHP Sherman Primus	32 RHP Dan Olson	41 C Robert Johnson	50 C Dustin Hughes
6 LHP Scott Olsen	15 3B Thomas Merkle	24 OF Andrew Rohleder	33 OF Joseph Apotheker	42 RHP Zachary Lerch	
7 OF Xavier Arroyo	16 RHP Christopher Goodman	25 2B Eric Odrorica	34 RHP Kyle Dickson	43 C Tyler Williams	
8 RHP Ryan Warpinski	17 RHP Evan Greusel	26 LHP Micah Wright	35 LHP Gregory Goetz	44 RHP Tim Wood	
9 OF Eric Reed	18 RHP Ross Wolf	27 RHP Casey Bialock	36 RHP Neal Warchol	45 RHP Shany Carle	

2003

1 RHP Jeff Allison	10 3B Jason Restko	19 RHP Nathan Nowicki	28 LHP Gregory Bartlett	37 LHP Nicholas Lovato	46 C Angel Flores
2 RHP Logan Kensing	11 LHP Zach McCormack	20 OF Seferino Encarnacion	29 RHP Stuart Alexander	38 RHP Chris Bodishbaugh	47 RHP Chilion Stapleton
3 SS Jonathan Fulton	12 SS Joseph Mazzuca	21 OF Brandon Tripp	30 OF Ryan Bear	39 RHP Neal Warchol	48 RHP Ashkelon Stapleton
4 OF Randall Miller	13 RHP Christopher Pillsbury	22 C Ryan Blake	31 C Spencer Wyman	40 OF Geoff Rottmayer	49 RHP Kyle Dickson
5 3B Cole Seifrig	14 RHP Scott Nestor	23 LHP Anthony Watson	32 OF Kris Thedorf	41 SS Randall Clay	50 SS George Otero
6 3B Lee Mitchell	15 OF Mikela Olsen	24 OF Scott Dierks	33 RHP Roy Friesen	42 OF James Adduci	
7 LHP Rob Marchbanks	16 LHP Jon Nickerson	25 LHP Alexander Hinshaw	34 RHP Antonio Orozco	43 RHP Jared Johnson	
8 C Tanner Rogers	17 RHP Kurt Koehler	26 OF Benjamin Schroeder	35 OF Justin Mattison	44 SS Benjamin Hodges	
9 RHP David Humen	18 LHP Craig Lybarger	27 OF Toddric Johnson	36 OF Rodney Rutherford	45 C Christopher Allen	

2004

1 LHP Taylor Tankersley	10 INF Brett Carroll	19 C John Wilson	28 LHP Charles Blackmon	37 INF Juan Figueroa	46 RHP Jared Johnson
2 LHP Jason Vargas	11 RHP Daniel Barone	20 RHP Rhett James	29 RHP Aaron Easton	38 OF Zachary Barrett	47 LHP Michael Mullholland
3 OF Greg Burns	12 LHP Jeffrey Gogal	21 OF Marcus Davis	30 LHP Joseph Munn	39 INF Beau McMilliam	48 RHP Brady Decker
4 OF Jamar Walton	13 INF Steve Gendron	22 RHP Chris Mobley	31 LHP Parrish Castor	40 INF Jerald Watson	49 C Chris Kirkland
5 C Bradley Davis	14 RHP Patrick Hogan	23 OF Ted Ledbetter	32 LHP Jared Petrovich	41 INF Jacob Taylor	50 RHP Dero Ramsey
6 INF Bradley McCann	15 OF Brandon Verley	24 RHP Jeffrey Lacher	33 RHP Clay Westmoreland	42 RHP Steve Santos	
7 INF Jared Gaston	16 INF Brian Cleveland	25 INF Agustin Montanez	34 RHP Jarrett Santos	43 RHP Reyes Dorado	
8 RHP Craig Molldrem	17 C Barry Gunther	26 RHP Kevin Turmali	35 RHP Drew Shetrone	44 RHP Charles Justice	
9 OF Joseph Pietro	18 INF Nathan Messner	27 RHP Brian Hoff	36 RHP Sebastien Vendette	45 RHP Matt Bates	

2005

1 RHP Chris Volstad	6 SS James Guerrero	16 RHP Jonathan Lewis	26 RHP Scott Lindeen	36 LF Sean Boatright	46 1B Stephen Schneider
1 LHP Aaron Thompson	7 RHP Christopher LeRoux	17 RHP Zac McCamie	27 RHP Jason Jarrett	37 RF Joshua Short	47 2B Dustin Kaats
1 RHP Jacob Marceaux	8 1B Aaron Bates	18 SS Nathan Padgett	28 RF Michael Thomasson	38 LHP Steven Pujol	48 RHP Christopher Bodishbaugh
1 RHP Ryan Tucker	9 RHP James Brauer	19 LHP Adam Wood	29 LHP Jared Wesson	39 LF Jonathan Prevost	49 RHP James Wallace
1 LHP Sean West	10 3B Cody Allen	20 RHP Rafael Galbizo	30 C Christopher Haupt	40 RHP Eric Basurto	50 LF Jared Banks
2 OF Bryan Harvey	11 3B Andrew Jenkins	21 LF Collin Roberson	31 LHP Matthew Jones	41 CF Luis Ramos	
2 C Brett Hayes	12 RHP Kyle Marlatt	22 1B Logan Morrison	32 RHP Adalberto Flores	42 C David Woods	
3 LHP Matthew Goyen	13 LF Jeffrey Van Houten	23 C Justin Webb	33 C Adam Howard	43 3B Zachary Barrett	
4 C Gabriel Sánchez	14 LHP Travis Talbott	24 L Matthew Kutler	34 3B Adam Abraham	44 LHP Ryan Pollard	
5 RHP Kyle Winters	15 SS Paul Witt	25 RHP Blake Jones	35 C Jacob Taylor	45 RHP Brady Decker	

2006

1 RHP Brett Sinkbeil	8 SS Daniel García	17 OF David Mense	26 LHP Andy Jackson	35 C Christopher Evans	44 RHP Anthony Forrest
1s 3B Chris Coghlan	9 OF John Raynor	18 RHP Ross Liersemann	27 RHP Jeremy Hall	36 OF David Williams	45 2B Kyle Price
2 OF Thomas Hickman	10 LHP Graham Taylor	19 RHP Thomas Davis	28 LHP Kedrick Martin	37 RHP James Wallace	46 3B Mitch MacDonald
3 C Torre Langley	11 SS Osvaldo Martinez	20 OF Steven Sultzbach	29 RHP Jonathan Van Looy	38 JB Jerome Tice	47 RHP Brooks Martin
3 OF Scott Cousins	12 RHP Bradley Stone	21 RHP Corey Madden	30 SS Quinn Harris	39 OF Brandon McDougall	48 SS Lance Hanmer
4 RHP Hector Correa	13 2B Andrew Saylor	22 LHP Kevan Kelley	31 OF William Mays	40 RHP Luis Suarez	49 OF Michael Hubbard
5 C David Hatcher	14 RHP Jay Buente	23 LHP Rylan Hanks	32 RHP Alejandro Sanabia	41 RHP Kyle Barry	50 1B Andrew Rapino
6 SS Justin Jacobs	15 SS Guillermo Martinez	24 OF Ernesto Rivera	33 RHP Eric Basurto	42 RHP Ryan Kusssmaul	
7 RHP Donald Czyz	16 3B Jacob Blackwood	25 RHP Joel Fountain	34 RHP Thomas Kelly	43 RHP William Jackel	

2007

1 3B Matt Dominguez	10 LHP Brandon Barrow	19 CF Charley Williams	28 SS Virgil Hill	37 LHP Kellen St. Luce	46 RHP John Hellweg
2 CF Michael Stanton	11 RHP Brett Durand	20 LHP Marc Lewis	29 3B Ben Lasater	38 RHP Tyler Waldron	47 C Mitchell Rider
3 C Jameson Smith	12 RHP Garrett Parcell	21 2B Ryan Curry	30 RHP Andrew J. Battisto	39 1B Richard Rossmann	48 2B Jacob Elmore
4 RF Bryan Petersen	13 RHP Christopher Shafer	22 RHP Chaz Gilliam	31 RHP Justin Harper	40 LHP Michael McCravey	49 CF Kyle Rose
5 RHP Steven Cishek	14 3B Lucas Waters	23 LHP Daniel Prieto	32 C Joshua Thompson	41 RHP Skyler Crawford	50 3B Rafael Carlot
6 CF Taiwan Easterling	15 3B Ryan Anetsberger	24 LHP Kevin Hammons	33 RHP Derek Blacksher	42 C Brett Lawler	
7 RHP Andrew Paulauskas	16 RHP Adam Campbell	25 RHP Kyle Kaminska	34 RHP Stephen Flake	43 RHP Stephen Kohlscheen	
8 LHP Jay Voss	17 SS Michael Pasek	26 LF Bryan Hagerich	35 RHP Joshua Roberts	44 1B Ernie Banks	
9 CF Marcus Crockett	18 LHP Christopher Ingoglia	27 SS Ray White	36 RHP Mathew Mallory	45 C Kevin Stanley	

FIRST-YEAR PLAYER DRAFT RECAPS

2008

1 C Kyle Skipworth	10 RHP Trevor Holder	19 OF Kenneth Bass	28 OF Kevin Mattison	37 LHP Drew Clothier	46 LHP Casey Fry
2 LHP Brad Hand	11 RHP Blake Brewer	20 LHP Wade Korpi	29 INF Richard Orton	38 INF Joseph DeBernardis	47 LHP Jeffrey Urlaub
3 LHP Edgar Olmos	12 INF Michael Turner	21 INF Lonnie Lechelt	30 RHP Sklyer Crawford	39 OF Michael Mahtook	48 INF Barrett Serrato
4 RHP Curtis Peterson	13 INF Daniel Pertusati	22 RHP Jared Yecker	31 INF Marvin Campbell	40 INF Trent Fuller	49 C Taylor Davis
5 RHP Peter Andreleczyk	14 RHP Bryan Evans	23 C Kondrat Thieme	32 RHP Wayman Gooch	41 OF Alan Williams	50 OF Colin Hofmann
6 RHP Graham Johnson	15 RHP Johnny Dorn	24 C Zachary Moore	33 LHP Moses Munoz	42 OF Michael Synan	
7 INF Paul Gran	16 LHP Andy Loomis	25 C Robert Taylor	34 INF Matthew Lokken	43 OF Kess Carter	
8 OF Isaac Galloway	17 INF Richard Soignier	26 INF Jason Peacock	35 OF Brian Schultz	44 INF Joel Staples	
9 LHP Daniel Jennings	18 RHP Thomas Koehler	27 RHP Elih Villanueva	36 RHP Brandon Todd	45 OF Fred Atkins	

2009

1 LHP Chad James	10 RHP Matt Montgomery	19 RHP Erick Carillo	28 RHP Holden Sprague	37 OF Keith Glenn	46 C Nickolas Ammirati
2 RHP Bryan Berglund	11 INF Thomas Wade	20 OF James Smith	29 LHP Jared Eskew	38 LHP Kevin Johnson	47 C Cody Miller
3 OF Marquis Cooper	12 OF Kyle Jensen	21 RHP AJ Ramos	30 OF Harold Brantley	39 OF Noah Perio	48 LHP Ryan Gibson
4 RHP Daniel Mahoney	13 RHP Tyler Curtis	22 INF Terrence Dayleg	31 RHP Joseph O'Gara	40 RHP Mitchell Patito	49 LHP Alan Williams
5 INF Chase Austin	14 OF Sequoyah Stonecipher	23 RHP Thomas Peale	32 C Dallas Hord	41 INF Darnell Sweeney	50 INF Adam Kam
6 INF Dustin Dickerson	15 OF Chad Cregar	24 INF Michael Brady	33 RHP Thomas Buske	42 OF Jordan Poyer	
7 RHP Joshua Hodges	16 C David Peters	25 RHP Sean Teague	34 LHP Issac Morales	43 RHP Michael González	
8 LHP Stephen Richards	17 OF Brent Keys	26 INF Brent Weaver	35 RHP Tyler Topp	44 RHP Kenneth Giles	
9 C Jobduan Morales	18 LHP Brett Bukvich	27 INF Nathan Simon	36 RHP Kaleth Fradera	45 OF Zachary Hurley	

2010

1 OF Christian Yelich	10 INF Aaron Senne	19 INF Dallas Poulk	28 C Charles Keefer	37 RHP Christopher Squires	46 OF Daniel Johnston
2 LHP Rob Rasmussen	11 LHP Grant Dayton	20 INF Alfredo Lopez	29 INF Viosegry Rosa	38 LHP Forrest Moore	47 RHP Travis Huber
3 C Jacob Realmuto	12 OF James Wooster	21 LHP Kenneth Toves	30 LHP Zach Robertson	39 INF Sam Bates	48 LHP James Wright
4 OF Alvin Toles	13 OF Kentrell Dewitt	22 RHP Jeremy Heatley	31 OF Taiwan Easterling	40 RHP Travis Emmons	49 RHP Cody Lavalli
5 RHP Robert Morey	14 INF Daniel Black	23 RHP Blake Treinen	32 C Edward Rodriguez	41 RHP Mitchell Maness	50 INF Daniel Carey
6 RHP Joseph Varner	15 OF Ryan Fisher	24 C Gregory Glime	33 OF D'Andre Toney	42 RHP Jonathan Crawford	
7 OF Mark Canha	16 RHP Randy LeBlanc	25 RHP Michael Ojala	34 LHP Steven Dennison	43 LHP Matthew Tracy	
8 RHP Alan Oaks	17 RHP Zachary Neal	26 INF Todd Muecklisch	35 INF Taylor Ard	44 LHP Tyler Abbott	
9 RHP Austin Brice	18 RHP Corey Goudeau	27 RHP Brandon Cunniff	36 RHP Jared Rogers	45 RHP Jeremy Weber	

2011

1 RHP José Fernández	10 RHP Scott Lyman	19 INF Connor Burke	28 RHP Benjamin Mincey	37 RHP Jacob Ehret	46 RHP Zach Cooper
2 LHP Adam Conley	11 INF Jacob Esch	20 INF Devon Reed	29 RHP Matthew Neil	38 RHP Joseph Ceja	47 C Joel Thys
3 INF Conner Barron	12 OF Ryan McIntyre	21 RHP Charles Wier	30 C José Behar	39 RHP Travis Huber	48 INF Christopher Nuñez
4 INF Tyler Palmer	13 INF Josh Adams	22 RHP Collin Cargill	31 INF Kenny Jackson	40 INF Trent Gilbert	49 RHP Connor Little
5 RHP Patrick Hope	14 RHP Nick Grim	23 RHP Tyler Higgins	32 C Sharif Othman	41 RHP Matt Anderson	50 LHP Cory Caruso
6 LHP Charlie Lowell	15 OF Jhionar Veras	24 C Mitchell Caldwell	33 RHP James Nygren	42 LHP Jerad Grundy	
7 INF Ryan Rieger	16 RHP Adrian Sampson	25 RHP Sean Donatello	34 OF John Schultz	43 LHP Andrew Leenhouts	
8 RHP Daniel Oliver	17 RHP Derek Varnadore	26 INF Ryan Goetz	35 RHP Johnny Omahen	44 INF Matthew LaNeve	
9 C Austin Barnes	18 LHP Greg Nappo	27 LHP Frankie Reed	36 INF Damek Tomscha	45 OF Timothy Zufall	

2012

1 LHP Andrew Heaney	8 RHP Drew Steckenrider	15 OF Cody Keefer	22 RHP Robert Ravago	29 RHP Ronald Barnes	36 RHP Kendall Graveman
3 INF Avery Romero	9 RHP Nicholas Wittgren	16 RHP Brian Ellington	23 OF Cameron Flynn	30 C David Cruz	37 OF Edward Sappell
3s OF Kolby Kopeland	10 INF Ron Miller	17 OF Christian Keene	24 INF Matt Juengle	31 INF Lucas Hunter	38 LHP Chipper Smith
4 OF Austin Dean	11 RHP Matt Milroy	18 LHP Patrick Merkling	25 RHP Dane Stone	32 RHP Ty Williams	39 C Marcus Greene
5 INF Austin Nola	12 INF Christian Rivera	19 INF Cody Gunter	26 RHP Seth Grant	33 RHP Steve Weber	40 INF Alex Polston
6 INF Anthony Gomez	13 RHP Blake Logan	20 RHP Jordan Hillyer	27 RHP Justin Jackson	34 INF Patrick Claussen	
7 RHP Ryan Newell	14 C Mike Vaughn	21 LHP Hayden Fox	28 RHP Casey McCarthy	35 OF Chad Christensen	

2013

1 INF Colin Moran	6 OF Ryan Aper	13 INF J.T. Riddle	20 INF Juan Avila	27 RHP Matt Young	34 RHP Edward Cruz
1s LHP Matthew Krook	7 INF Justin Bohn	14 INF Scott Carcaise	21 LHP Sam Alvis	28 RHP Joel Effertz	35 RHP Cole Stapler
2 RHP Trevor Williams	8 INF Iramis Olivencia	15 OF Miles Williams	22 RHP Nelson Zulueta	29 INF Kevin Williams	36 RHP Chandler Eden
2s RHP Logan Suggs	9 INF Aaron Blanton	16 RHP Tyler Kinley	23 RHP John Easley	30 INF Eric Fisher	37 INF Michael Bell
3 INF Ben Deluzio	10 INF Carlos Lopez	17 RHP Scott Schultz	24 RHP Cody Harris	31 RHP Dalton Viner	38 RHP Tyler Kane
4 OF K.J. Woods	11 OF Coco Johnson	18 RHP John Garner	25 LHP Sean Townsley	32 RHP Cody Crabaugh	39 RHP Daulton Jefferies
5 C Chad Wallach	12 RHP C.J. Robinson	19 LHP Will White	26 LHP Adam Westmoreland	33 RHP Blake Douglas	40 INF Tim Richards

2014

1 RHP Tyler Kolek	6 LHP Chris Sadberry	13 RHP Jacob Smigelski	20 RHP Jordan Holloway	27 C Christopher Hoo	34 LHP Talor Lehman
CB1 C Blake Anderson	7 INF Arfennee Seymour	14 INF Zach Sullivan	21 INF D.J. King	28 INF Christian Williams	35 RHP Keith Zuniga
2 INF Justin Twine	8 OF Stone Garrett	15 RHP Connor Overton	22 INF Mitchell Robinson	29 RHP Greg Reve	36 RHP Justin Hepner
3 INF Brian Anderson	9 LHP Ben Holmes	16 LHP Scott Squier	23 RHP Steven Farnworth	30 RHP Kyle Fischer	37 RHP Chase Williams
3s LHP Michael Mader	10 LHP Dillon Peters	17 INF Eric Fisher	24 INF Ryan Cramer	31 LHP Kyle Porter	38 RHP Parker Ray
4 INF Brian Schales	11 RHP Nick White	18 C Brad Haynal	25 LHP Christian MacDonald	32 LHP Nestor Bautista	39 RHP Matt Pope
5 OF Casey Soltis	12 C Roy Morales	19 INF Frederick Davis	26 RHP Nick Williams	33 INF Austen Smith	40 OF Hunter Aguirre

2015

1 INF Josh Naylor	8 RHP Chris Paddack	15 OF Kyle Barrett	22 RHP L.J. Brewster	29 RHP Ben Meyer	36 LHP Gunnar Kines
2 LHP Brett Lilek	9 RHP Reilly Hovis	16 LHP Justin Langley	23 LHP Trevor Lacosse	30 INF Joseph Chavez	37 OF Ruben Cardenas
3 OF Isaiah White	10 RHP Kelvin Rivas	17 INF Max Whitt	24 RHP Octavio Arroyo	31 OF Griffin Conine	38 OF C.J. Newsome
4 RHP Cody Poteet	11 RHP Ryan McKay	18 RHP Kyle Keller	25 OF Alexander Fernández	32 INF Kris Goodman	39 INF Bucket Goldby
5 LHP Justin Jacome	12 OF Terry Bennett	19 RHP Curt Britt	26 RHP Obad Diaz	33 RHP Ryley MacEachern	40 C Matthew Foley
6 C Justin Cohen	13 RHP R.J. Peace	20 C Corey Dunbar	27 INF Taylor Munden	34 OF Brandon Rawe	
7 RHP Travis Neubeck	14 RHP Jordan Hillyer	21 INF Giovanni Alfonzo	28 LHP Jeff Kinley	35 OF Cameron Newell	

2016

1 LHP Braxton Garrett	9 C Jarett Rindfleisch	16 RHP Dustin Beggs	23 RHP Hunter Wells	30 RHP Garrett Suchey	37 OF Zachary Daly
3 OF Thomas Jones	10 LHP Dylan Lee	17 RHP Brent Wheatley	24 INF Jordan Gould	31 RHP Preston Guillory	38 INF Dustin Demeter
4 OF Sean Reynolds	11 RHP Chad Smith	18 C David Gauntt	25 INF Mike Garzillo	32 RHP Chevis Hoover	39 OF Caleb Scires
5 RHP Sam Pérez	12 RHP Mike King	19 LHP Shane Sawczak	26 C Gunner Pollman	33 INF Brandon Berry	40 INF Evan Douglas
6 RHP Remy Reed	13 RHP Nick Eicholtz	20 INF Eric Gutierrez	27 RHP Parker Bugg	34 LHP Trenton Hill	
7 OF Corey Bird	14 RHP Michael Mertz	21 INF Luis Pintor	28 INF Colby Lusignan	35 INF Mathew Brooks	
8 OF Aaron Knapp	15 INF James Nelson	22 RHP Alex Mateo	29 OF Walker Oils	36 C Matthew Popowitz	

2017

1 LHP Trevor Rogers	7 LHP Sean Guenther	14 SS Demetrius Sims	21 1B Ben Fisher	28 RHP Vincenzo Aiello	35 LHP Tyler Holton
CB1 CF Brian Miller	8 C Jared Barnes	15 RHP Brady Puckett	22 C.J.D. Osborne	29 RHP Henry McAree	36 RHP Josh Alberius
2 SS Joe Dunand	9 CF Cameron Baranek	16 RHP Gavin Fritz	23 3B Tyler Curtis	30 LF Michael Donadio	37 RHP Jared Price
3 2B Riley Mahan	10 3B Denis Karas	17 LHP Dylan Cyphert	24 RHP Montana Parsons	31 OF Harrison White	38 C Cody Roberts
4 RHP Colton Hock	11 LHP Dakota Bennett	18 RHP Bryce Howe	25 RHP Evan Estes	32 3B Elliott Barzilli	39 RHP Brandon Boone
5 RHP Ryan Lillie	12 RHP Josh Roberson	19 SS Micah Brown	26 LHP Gunner Leger	33 LHP Kyle Farjad	40 INF Andrew Turner
6 RHP Taylor Braley	13 C Jan Mercado	20 RHP Matt Givin	27 LHP Doug Domnarski	34 LHP Karl Craigie	

FRONT OFFICE

FIELD STAFF

PLAYERS

CLUB HISTORY

POSTSEASON HISTORY

PLAYER DEVELOPMENT

OPPONENTS

GENERAL INFORMATION

FIRST-YEAR PLAYER DRAFT RECAPS

2018

1 OF Connor Scott	7 RHP Cason Sherrod	14 RHP Eli Villalobos	21 OF Connor Grant	28 SS Gunnar Schubert	35 RHP Jackson Rose
2 SS Osiris Johnson	8 RHP Peyton Culbertson	15 RHP Zach Greene	22 OF Milton Smith Jr.	29 RHP C.J. Carter	36 RHP Riley Egloff
C2B C Will Banfield	9 RHP Jake Walters	16 RHP Sam Bordner	23 RHP Giovanni Lopez	30 LHP Garrett McDaniels	37 RHP Robby Martin
3 OF Tristan Pompey	10 RHP Tanner Andrews	17 LHP Alex Vesia	24 RHP Nathan Alexander	31 OF Steve Scott	38 RHP Bryce Miller
4 C Nick Fortes	11 OF Davis Bradshaw	18 RHP Zach Wolf	25 SS Luke Jarvis	32 RHP Jake Norton	39 3B Andrew Turner
5 RHP Chris Vallimont	12 RHP Zack Leban	19 RHP Justin Evans	26 RHP Tyler Jones	33 SS Andrew Martinez	40 LHP Andrew Miller
6 C Cameron Barstad	13 C Keegan Fish	20 RHP Cam Baird	27 OF Harrison Dinicola	34 RHP Joe Strzelecki	

2019

1 OF JJ Bleday	7 RHP Bryan Hoeing	14 LHP Easton Lucas	21 RHP Jhonny Felix	28 OF Lorenzo Hampton	35 INF Torin Montgomery
CBA OF Kameron Misner	8 OF Tevin Mitchell	15 OF Javeon Cody	22 RHP Codie Paiva	29 RHP John Baker	36 INF Julian Infante
2 INF Nasim Nuñez	9 RHP Evan Brabrand	16 LHP Andrew Nardi	23 INF Nic Ready	30 RHP Joey Steele	37 INF Tyler Causey
3 OF Peyton Burdick	10 OF JD Orr	17 OF Troy Johnston	24 RHP Jeff Lindgren	31 INF Parker Noland	38 INF Tyresse Turner
4 INF Evan Edwards	11 RHP Anthony Maldonado	18 C Dustin Skelton	25 INF Jack Strunc	32 LHP Josh Simpson	39 LHP Evan Justice
5 RHP Evan Fitterer	12 RHP Chris Mokma	19 C Nate Rombach	26 OF Brandon McIlwain	33 INF Zachary Owings	40 RHP Evan Justice
6 RHP MD Johnson	13 LHP Zach King	20 C Thomas Rowan	27 C Casey Combs	34 RHP Brock Love	

2020

RD	PICK	PLAYER	POS	B/T	HT	WT	DOB	SCHOOL	HOMETOWN
1	3	Max Meyer	RHP	L/R	6-0	196	3/12/99	U Minnesota	St. Paul, MN
2	40	Dax Fulton	LHP	L/L	6-6	198	10/16/01	Mustang HS	Weatherford, OK
CBB	61	Kyle Nicolas	RHP	R/R	6-4	223	2/22/99	Ball State U	Canton, OH
3	75	Zach McCambley	RHP	L/R	6-2	220	5/4/99	Coastal Carolina	Netcong, NJ
4	104	Jacob Eder	LHP	L/L	6-4	215	10/9/98	Vanderbilt	Boca Raton, FL
5	134	Kyle Hurt	RHP	R/R	6-3	215	5/30/98	USC	Denville, NJ

MARLINS 2021 DRAFT SELECTIONS

RD	PICK	PLAYER	POS	B/T	HT	WT	DOB	SCHOOL	HOMETOWN
1	16	Kahlil Watson	INF	L/R	5-9	178	4/16/03	Wake Forest HS	Wake Forest, N.C.
CBA	31	Joe Mack	C	L/R	6-1	210	12/27/02	Williamsville East HS	Williamsville, N.Y.
2	52	Cody Morissette	INF	L/R	6'0	175	1/16/00	Boston College	Exeter, N.H.
3	88	Jordan McCants	INF	L/R	6-0	160	5/21/02	Pensacola Catholic HS	Cantonment, Fla.
4	118	Tanner Allen	OF	L/R	5-11	190	6/5/98	Mississippi State	Theodore, Ala.
5	149	Brady Allen	OF	R/L	6-1	218	9/3/99	South Carolina	Lakeland, Fla.
6	179	Sam Praytor	C	R/R	5-10	205	4/4/99	Alabama	Helena, Ala.
7	209	Gabe Bierman	RHP	R/R	6-2	200	9/3/99	Indiana	Jeffersonville, Ind.
8	239	Pat Monteverde	LHP	R/L	6-2	190	9/24/97	Texas Tech	Pittsburgh, Pa.
9	269	Jake Schrand	RHP	R/R	6-0	180	8/8/99	Wright State	Cincinnati, Oh.
10	299	Hunter Perdue	RHP	R/R	6-3	210	3/4/99	Florida State	Chesapeake, Va.
11	329	Jesse Bergin	RHP	R/R	6-4	205	10/8/99	UCLA	Studio City, Calif.
12	359	Brandon White	RHP	R/R	6-8	230	11/26/99	Washington State	Chehalis, Wash.
13	389	Chandler Jozwiak	LHP	L/L	6-0	185	2/15/99	Texas A&M	Brenham, Texas
14	419	Holt Jones Jr.	RHP	R/R	6-8	235	5/8/99	Kentucky	Santa Monica, Calif.
15	449	Caleb Wurster	LHP	L/L	5-11	182	9/23/98	Connecticut	Coventry, R.I.
16	479	Ivan Melendez	INF	R/R	6-3	220	1/24/00	Texas	El Paso, Texas
17	509	Justin Fall	LHP	L/L	6-6	240	6/11/99	Arizona State	Toms River, N.J.
18	539	Bennett Hostetler	INF	R/R	6-0	195	9/23/97	North Dakota State	Bozeman, Mont.
19	569	Noah Williamson	OF	R/R	6-4	220	8/23/00	Everett CC	Las Vegas, Nev.
20	599	Zach Zubia	INF	R/R	6-4	230	11/4/97	Texas	Richmond, Texas

MARLINS 2022 PLAYER DEVELOPMENT ROSTER

NAME	POS	HT	WT	B/T	BORN	BIRTHPLACE	SCHOOL	ACQUIRED
Adderley, Steven	OF	6-0	183	R/R	12/5/02	Freeport, Bahamas		International FA (4/1/21)
Alegre, Delvis	RHP	6-2	180	R/R	2/2/01	San Francisco de Macoris, DR		International FA (7/2/17)
Allen, Brady	OF	6-1	218	R/L	9/3/99	Lakeland, FL	University of South Carolina	2021 Draft, 5th Round
Allen, Tanner	INF	5-11	190	L/R	6/5/98	Theodore, AL	Mississippi State University	2021 Draft, 4th Round
Almanzar, Stiven	RHP	5-10	155	R/R	12/24/01	Cotui, DR	-	International FA (2/15/20)
Alonso, Lazaro	INF	6-3	220	L/R	12/17/94	Pinar del Rio, CUB		International FA (9/5/16)
Arias, Luarbert	RHP	6-2	176	R/R	12/12/00	Aragua, VEN		MiLB FA (12/8/21)
Arthur, Andre	OF	6-4	185	R/R	6/9/03	Providence, Bahamas		MiLB FA (10/14/20)
Aviles, Luis	SS	6-1	170	R/R	3/16/95	Miami, FL	Southwest Miami HS	MiLB FA (12/15/21)
Banfield, Will	C	6-0	200	R/R	10/18/00	Lawrenceville, GA	Brookwood HS (GA)	2018 Draft, CB Round B
Bargallo, Sandro	LHP	6-1	185	L/L	12/29/01	Contramaestre, CUB	-	International FA (5/1/19)
Barstad, Cameron	C	6-0	160	L/R	10/29/00	Redwood City, CA	Junipero Serra HS (CA)	2018 Draft, 6th Round
Berjin, Jesse	RHP	6-4	205	R/R	10/8/99	Los Angeles, CA	UCLA	2021 Draft, 11th Round
Bice, Dylan	RHP	6-4	220	L/R	8/17/97	Ringgold, GA	Heritage HS (GA)	MiLB FA (12/10/20)
Bierman, Gabriel	RHP	6-2	200	R/R	9/3/99	Jeffersonville, IN	Indiana Univ. Bloomington	2021 Draft, 7th Round
Bleday, JJ	OF	6-3	205	L/L	10/10/97	Panama City Beach, FL	Vanderbilt	2019 Draft, 1st Round (4th)
Brabrand, Evan	RHP	6-3	190	R/R	10/23/95	Raleigh, NC	Liberty	2019 Draft, 9th Round
Bradshaw, Davis	OF	6-3	175	L/R	4/25/98	McLaurin, MS	Meridian CC (MS)	2018 Draft, 11th Round
Brazoban, Huascar	RHP	6-3	155	R/R	10/15/89	Villa Mella, DR	-	MiLB FA (1/4/22)
Brigham, Jeff	RHP	6-0	195	R/R	2/16/92	Federal Way, WA	University of Washington	Trade-Dodgers (7/30/15)
Brigman, Bryson	INF	5-11	180	R/R	6/19/95	San Jose, CA	University of San Diego	Trade-Seattle (7/31/18)
Brito, Raul	RHP	6-1	180	R/R	5/23/97	Lacey, DR	-	International FA (7/22/16)
Bugg, Parker	RHP	6-6	210	R/R	10/26/94	Louisville, KY	Louisiana State Univ.	2016 Draft, 27th Round
Burdick, Peyton	OF	6-0	210	R/R	2/26/97	Batavia, OH	Wright State	2019 Draft, 3rd Round
Burgos, Diowill	OF	6-1	207	L/R	1/29/01	San Francisco de Macoris, DR		Trade-Cardinals (1/14/20)
Burgillos, Yoelvis	RHP	6-2	150	R/R	9/7/02	Panaquire, VEN	-	International FA (9/28/20)
Caballero, Jorge	OF	6-1	170	R/R	1/10/00	Caracas, VEN	-	International FA (7/2/16)
Candelario, AJ	RHP	6-0	165	R/R	12/17/97	Bayonne, NJ	Miami Dade CC, FL	MiLB FA (2/7/22)
Cappe, Yiddi	INF	6-3	175	R/R	9/17/02	Havana, CUB	-	International FA (1/15/21)
Carter, CJ	RHP	6-0	165	R/R	5/27/97	Atlanta, GA	Troy	2018 Draft, 29th Round
Castillo, Kyler	OF	5-11	185	R/R	10/29/97	Odessa, TX	Odessa College	MiLB FA (7/14/21)
Chavez, Santiago	C	5-11	211	R/R	8/5/95	Coahuila, Mexico	-	MiLB FA (11/5/18)
Chiu, Marcus	INF	6-2	208	R/R	1/13/97	Novato, CA	Marin CC, CA	Claim of waiver - Dodgers (12/10/20)
Cody, Javeon	OF	6-3	205	R/R	7/29/99	Decatur, GA	Alvin CC	2019 Draft, 15th Round
Conine, Griffin	OF	6-1	213	L/R	7/11/97	Plantation, FL	Duke University	Trade-Toronto (9/18/20)
Cruz, Troy	RHP	5-8	158	R/R	12/28/93	Chula Vista, CA	-	MiLB FA (7/17/21)
Cumana, Arquimedes	C	6-3	175	R/R	4/28/00	Puerto La Cruz, VEN		International FA (7/2/16)
Didder, Ray-Patrick	OF	6-0	170	R/R	10/01/94	Oranjestad, Aruba	-	MiLB FA (11/28/21)
Doble, Mario	RHP	6-1	195	R/R	10/1/00	Santo Domingo, DR	-	International FA (2/23/19)
Duarte, Franyer	RHP	6-0	159	R/R	2/2/04	Cotui, DR	-	International FA (4/13/21)
Dunand, Joe	INF	6-2	205	R/R	7/20/95	Miami, FL	North Carolina State Univ.	2017 Draft, 2nd Round
Eckberg, Tyler	RHP	6-4	220	R/R	9/4/97	Edina, MN	Kansas State University	MiLB FA (8/10/21)
Eder, Jake	LHP	6-4	215	L/L	10/9/98	Boyton Beach, FL	Vanderbilt	2020 Draft, 4th Round
Encarnacion, Breidy	RHP	6-4	185	R/R	10/9/00	Tamayo, DR	-	International FA (7/6/18)
Estrada, Jose	C	5-10	175	R/R	5/5/00	Maracaibo, VZ	-	Trade-Angels (1/6/20)
Evans, Justin	RHP	6-0	175	R/R	9/9/96	Kennesaw, GA	Columbus State	2018 Draft, 19th Round
Eveld, Tommy	RHP	6-6	205	R/R	12/30/93	Coral Springs, FL	Univ. South Florida	Trade-Arizona (7/31/18)
Fall, Justin	LHP	6-6	240	L/L	6/11/99	Toms River, NJ	Arizona State University	2021 Draft, 17th Round
Fishman, Jake	LHP	6-1	216	L/L	2/8/95	Newton, MA	Union College	Claim of waiver - Toronto (12/10/20)
Fitterer, Evan	RHP	6-3	195	R/R	6/26/00	Aliso Viejo, CA	Aliso Niquel HS	2019 Draft, 5th Round
Fulton, Dax	LHP	6-7	225	L/L	10/16/01	Weatherford, OK	Mustang HS (OK)	2020 Draft, 2nd Round
Galindez, Jeremy	RHP	6-1	170	R/R	4/29/98	Caracas, VEN	-	International FA (7/2/16)
Garcia, Robert	LHP	6-3	220	R/L	6/14/96	Manteca, CA	University of California, Davis	Claim of waiver - Royals (12/8/21)
Givin, Matthew	RHP	6-3	180	R/R	6/17/99	Castle Pines, CO	Rock Canyon HS (CO)	2017 Draft, 20th Round
Gonzalez, Erik	INF	6-3	205	R/R	8/31/91	Puerto Plata, DR	-	MiLB FA (11/28/21)
Gonzalez, Luis	LHP	6-2	200	L/L	2/21/00	Santiago de Cuba, CUB	-	International FA (6/5/19)
Guerrero, Kevin	OF	6-2	198	R/R	4/17/04	La Romana, DR	-	International FA (1/15/21)
Hairston, Devin	INF	5-8	175	R/R	4/7/96	Lexington, KY	Louisville University	MiLB FA (1/19/21)
Hernandez, Ronald	C	6-1	155	S/R	10/23/03	Caracas, VEN	-	International FA (1/15/21)
Hidalgo, Renny	OF	5-9	165	R/R	9/5/02	Houston, TX	-	International FA (7/2/19)
Hock, Colton	RHP	6-4	220	R/R	3/15/96	Bloomsburg, PA	Stanford University	2017 Draft, 4th Round
Hoeing, Bryan	RHP	6-6	225	R/R	10/19/96	Batesville, IN	Louisville	2019 Draft, 7th Round
Hollins, Bubba	INF	6-1	200	R/R	12/6/95	Orchard Park, NY	St. Bonaventure Univ.	Non-Drafted FA (8/3/17)
Hostetler, Bennett	C	6-0	204	R/R	9/23/97	Bozeman, MT	North Dakota State	2021 Draft, 18th Round
Jimenez, Yeuris	RHP	6-3	185	R/R	3/23/01	Santiago, DR	-	International FA (7/2/17)
Johnson, MD	RHP	6-6	185	R/R	7/7/97	Red Oak, TX	Dallas Baptist	2019 Draft, 6th Round
Johnson, Osiris	INF	6-0	181	R/R	10/18/00	Alameda, CA	Encinal HS	2018 Draft, 2nd Round
Johnston, Troy	OF	5-11	205	L/L	6/22/97	Puyallup, WA	Gonzaga	2019 Draft, 17th Round
Jones, Holt	RHP	6-8	235	R/R	5/8/99	Greenwich, CT	University of Kentucky	2021 Draft, 14th Round
Jones, Thomas	OF	6-4	195	R/R	12/9/97	Laurens, SC	Laurens HS (SC)	2016 Draft, 3rd Round
Jozwiak, Chandler	LHP	6-0	185	L/L	2/15/99	Bryan, TX	Texas A&M	2021 Draft, 13th Round

FRONT OFFICE

FIELD STAFF

PLAYERS

CLUB HISTORY

POSTSEASON HISTORY

PLAYER DEVELOPMENT

OPPONENTS

GENERAL INFORMATION

MARLINS 2022 PLAYER DEVELOPMENT ROSTER

NAME	POS	HT	WT	B/T	BORN	BIRTHPLACE	SCHOOL	ACQUIRED
Kent, Matt	LHP	6-0	180	L/L	9/13/92	Waco, TX	Texas A&M	MiLB FA (12/3/21)
Kessler, Coltyn	C	6-2	220	L/R	4/22/99	St. Louis, MO	Kentucky	MiLB FA (8/5/21)
King, Zach	LHP	6-6	212	L/L	4/30/98	Spring Hill, TN	Vanderbilt	2019 Draft, 13th Round
Lara, Yerebin	RHP	6-1	160	R/R	10/6/98	Santo Domingo Centro, DR	-	International FA (9/8/15)
Leban, Zack	RHP	6-3	245	R/R	5/30/96	Bellevue, WA	Kansas	2018 Draft, 12th Round
Leblanc, Charles	INF	6-3	195	R/R	6/3/96	Laval QC, Canada	University of Pittsburgh	Claim of waiver - Texas (12/8/21)
Leon, Ene	C	5-10	170	R/R	10/3/01	Moron, VEN	-	International FA (7/2/18)
Leon, Maycold	LHP	6-1	160	L/L	4/29/02	Caracas, VEN	-	International FA (7/5/18)
Lewis, Ian	INF	5-10	150	S/R	2/4/03	Nassau, BS	-	International FA (7/2/19)
Lindgren, Jeff	RHP	6-1	200	R/R	9/17/96	Champaign, IL	Illinois State	2019 Draft, 24th Round
Mack, Joe	C	6-1	210	L/R	12/27/02	Williamsville, NY	Williamsville East HS	2021 Draft, CB Round A
Mahan, Riley	INF	6-3	185	L/R	12/31/95	Milford, OH	University of Kentucky	2017 Draft, 3rd Round
Maldonado, Anthony	RHP	6-4	200	R/R	2/6/98	West Palm Beach, FL	Bethune-Cookman	2019 Draft, 11th Round
Marinez, Ynmanol	INF	6-0	170	R/R	4/12/01	Nizao, DR	-	International FA (7/2/17)
Martinez, David	C	5-10	195	R/R	10/16/96	Port Saint Lucie, FL	Austin Peay	MiLB FA (3/23/21)
Martinez, Robinson	RHP	6-0	190	R/R	3/20/98	Moca, DR	-	MiLB FA (6/13/21)
McCambly, Zach	RHP	6-2	220	L/R	5/4/99	Netcong, NJ	Coastal Carolina University	2020 Draft, 3rd Round
McCants, Jordan	INF	6-1	165	L/R	5/21/02	Pensacola, FL	Pensacola Catholic HS	2021 Draft, 3rd Round
McInnstosh, Paul	C	6-1	220	R/R	11/20/97	Atlanta, GA	West Virginia University	MiLB FA (7/24/21)
McInvale, Andrew	RHP	6-2	195	R/R	10/3/96	Austin, TX	Liberty University (VA)	Trade-Toronto (6/29/21)
McKenna, Brian	RHP	6-0	202	R/R	10/19/92	New York, NY	Post University	MiLB FA (7/22/19)
Medina, Manuel	LHP	5-10	140	L/L	3/25/02	Ciudad Ojeda, VEN	-	International FA (5/14/19)
Melenciano, Jhonny	OF	6-0	155	L/R	12/13/01	San Cristobal, DR	-	International FA (7/2/18)
Mendez, Josan	RHP	6-2	180	R/R	7/10/00	Guayabai, DR	-	International FA (7/2/17)
Mercado, Jan	C	6-1	185	R/R	8/28/99	Aibonito, PR	PR Baseball Acedemy	2017 Draft, 13th Round
Mercedes, Jorge	RHP	6-3	185	R/R	7/1/00	Duverge, DR	-	International FA (7/2/18)
Mesa Jr., Víctor	OF	5-11	175	S/R	9/8/01	Havana, CUB	-	International FA (10/22/18)
Mesa, Victor Victor	OF	5-11	188	R/R	7/20/96	Santa Clara, CUB	-	International FA (10/22/18)
Meyer, Max	RHP	6-0	196	L/R	3/12/99	Woodbury, MN	University of Minnesota	2020 Draft, 1st Round
Millan, Cristian	RHP	6-1	160	R/R	3/28/03	Cumana, VEN	-	International FA (7/2/19)
Miller, Brian	OF	6-1	196	L/R	8/20/95	Raleigh, NC	University of North Carolina at Chapel Hill	2017 Draft, 1st Round
Mincey, Cody	RHP	5-11	175	R/R	4/23/92	Hartsville, SC	-	MiLB FA (7/17/21)
Mitchell, Tevin	OF	6-1	170	R/R	5/2/97	Clovis, CA	UC Santa Barbara	2019 Draft, 8th Round
Mitzel, Tyler	RHP	6-4	210	R/R	5/10/96	Sioux Falls, SD	Augustana Univerity	MiLB FA (6/1/18)
Mokma, Chris	RHP	6-4	190	R/R	2/11/01	Holland, MI	Holland Christian HS	2019 Draft, 12th Round
Montesino, Kendry	RHP	6-4	180	R/R	2/1/03	Santo Domingo, DR	-	International FA (1/16/20)
Monteverde, Patrick	LHP	6-2	190	R/L	9/24/97	Pittsburgh, PA	Texas Tech	2021 Draft, 8th Round
Morissette, Cody	INF	6-0	175	L/R	1/16/00	Manchester, NH	Boston College	2021 Draft, 2nd Round
Nardi, Andrew	LHP	6-2	190	L/L	8/18/98	Simi Valley, CA	Arizona	2019 Draft, 16th Round
Nunez, Nasim	INF	5-9	160	S/R	8/18/00	Lawrenceville, GA	Collins Hill HS	2019 Draft, 2nd Round
Orr, JD	OF	5-11	185	L/L	9/11/00	Mount Vernon, OH	Wright State	2019 Draft, 10th Round
Osborne, J.D.	C	6-1	215	R/R	7/13/95	Whitby, ON, Canada	University of Tampa	2017 Draft, 22nd Round
Osorio, Jhonaiker	C	6-0	160	L/R	9/2/00	Caracas, VEN	-	International FA (7/7/17)
Owings, Zachary	INF	6-1	195	L/R	12/17/97	Saline, MI	Eastern Michigan	2019 Draft, 33rd Round
Palacios, Luis	LHP	6-2	160	L/L	7/1/00	Cagua, VEN	-	International FA (7/2/16)
Pena, Yelinson	INF	5-11	175	R/R	9/16/00	Santo Domingo, DR	-	MiLB FA (5/19/21)
Perdue, Hunter	RHP	6-3	210	R/R	3/4/99	Chesapeake, VA	Florida State University	2021 Draft, 10th Round
Perez, Eury	RHP	6-5	155	R/R	4/15/03	Santiago, DR	-	International FA (7/2/19)
Pettitte, Jared	LHP	6-3	218	L/L	5/28/98	Deer Park, TX	Dallas Baptist	MiLB FA (6/29/21)
Polanco, Federico	INF	5-10	155	L/R	3/20/01	San Pedro de Macoris, DR	-	Trade-Mets (2/1/21)
Pompey, Tristan	OF	6-4	200	R/R	3/23/97	New Westminster, BC, CAN	University of Kentucky	2018 Draft, 3rd Round
Praytor, Sam	C	5-10	205	R/R	4/4/99	Helena, AL	University of Alabama	2021 Draft, 6th Round
Puckett, Brady	RHP	6-8	220	R/R	7/31/95	Murfreesboro, TN	Lipscomb University	2017 Draft, 15th Round
Quinonez, Yoilan	RHP	6-4	200	R/R	8/11/99	San Felipe, VEN	-	International FA (4/26/17)
Quintana, Lorenzon	C	5-10	205	R/R	3/1/89	Pinar del Rio, Cuba	-	Trade-Houston (6/13/21)
Ready, Nic	INF	6-3	220	R/R	2/13/97	Dallas, TX	Air Force	2019 Draft, 23rd Round
Reyes, Jean	RHP	5-11	165	R/R	8/16/02	San Felix, VEN	-	International FA (6/25/21)
Reynolds, Sean	RHP	6-7	237	L/R	4/19/98	Redondo Beach, CA	Redondo Union HS (CA)	2016 Draft, 4th Round
Reynoso, Juan	RHP	6-0	165	R/R	4/4/04	La Vega, DR	-	International FA (7/2/19)
Rivera, Yaqui	RHP	6-2	150	R/R	7/19/03	Santo Domingo, DR	-	International FA (1/28/21)
Roberson, Josh	RHP	6-3	175	R/R	5/12/96	Winston-Salem, NC	UNC-Wilmington	2017 Draft, 12th Round
Rodriguez, Christopher	INF	6-2	190	R/R	12/22/99	La Romana, DR	-	International FA (6/2/16)
Rodriguez, Cristhian	INF	6-1	160	L/R	12/23/01	San Felix, VEN	-	International FA (7/2/18)
Rodriguez, Eliezer	LHP	6-1	160	L/L	2/17/99	Santo Domingo, DR	-	International FA (11/4/16)
Rodriguez, Miquel	INF	6-0	160	R/R	11/8/02	Santo Domingo, DR	-	International FA (7/2/19)
Roman, Ricardo	OF	6-1	190	R/R	12/22/01	Puerto Plata, DR	-	International FA (7/1/19)
Rosario, Dalvy	INF	6-0	160	R/R	7/22/00	Peravia, DR	-	International FA (7/23/16)
Rose, Jackson	RHP	6-2	185	R/R	4/25/96	Omaha, NE	University of Minnesota	2018 Draft, 35th Round
Ruiz, Germain	OF	6-3	155	R/R	12/25/02	Colon, PAN	-	International FA (7/2/19)
Salas, Jose	INF	6-1	150	S/R	4/26/03	Kissimmee, FL	-	International FA (7/2/19)
Sánchez, Edgar	RHP	6-1	190	R/R	8/2/00	Santo Domingo, DR	-	International FA (2/10/17)

MARLINS 2021 PLAYER DEVELOPMENT ROSTER

NAME	POS	HT	WT	B/T	BORN	BIRTHPLACE	SCHOOL	ACQUIRED
Sánchez, Jesus	RHP	5-11	150	R/R	4/8/99	Chepo, PAN	-	International FA (7/17/15)
Sanchez, Junior	INF	6-0	160	L/R	12/18/02	Santo Domingo, DR	-	International FA (7/2/19)
Sánchez, Yoelvis	OF	6-1	190	L/L	4/27/02	Sanchez, DR	-	International FA (7/2/18)
Sanoja, Javier	INF	5-9	150	R/R	9/3/02	Maracay, VEN	-	International FA (7/2/19)
Santiago, Carlos	INF	5-11	145	S/R	7/24/01	Barinas, VEN	-	Claim of waiver - Dodgers (12/8/21)
Santos, Angeudis	INF	6-1	168	S/R	9/19/01	Santiago, DR	-	Trade-Boston (9/19/01)
Schrand, Jake	RHP	6-0	180	R/R	8/8/99	Cincinnati, OH	Wright State University	2021 Draft, 9th Round
Serrano, Jhoniell	RHP	6-1	160	R/R	10/17/03	San Felix, VEN	-	International FA (1/15/21)
Sherrrod, Cason	RHP	6-4	215	R/R	6/25/96	Dallas, TX	Texas A&M University	2018 Draft, 7th Round
Simpson, Josh	LHP	6-2	190	L/L	8/19/97	Stafford, CT	Columbia	2019 Draft, 32nd Round
Sims, Demetrius	INF	6-2	200	R/R	7/14/95	Ann Arbor, MI	Bethune-Cookman University	2017 Draft, 14th Round
Skelton, Dustin	C	6-0	202	R/R	7/31/97	Olive Branch, MS	Mississippi State	2019 Draft, 18th Round
Soriano, George	RHP	6-2	170	R/R	3/24/99	San Pedro De Macoris, DR	-	International FA (8/19/15)
Sosa, Maicol	OF	6-2	185	R/R	2/9/99	San Pedro De Macoris, DR	-	International FA (10/9/16)
Steele, Joey	RHP	6-2	195	R/R	11/15/95	San Marino, CA	San Francisco	2019 Draft, 30th Round
Stewart, Will	LHP	6-2	175	L/L	7/14/97	Huntsville, AL	Hazel Green High School	Trade with PHI (2/7/19)
Suriel, Edison	LHP	5-10	160	L/L	10/24/98	Santo Domingo, DR	-	International FA (7/9/15)
Tineo, Dameivi	LHP	6-3	170	L/L	8/1/03	Gaspar Hernandez, DR	-	International FA (6/7/21)
Torres, Chris	INF	5-11	170	S/R	2/6/98	Santiago, DR	-	Trade with SEA (12/7/17)
Valencia, Williams	RHP	6-0	167	R/R	7/21/00	La Ceiba, Honduras	-	MiLB FA (6/22/21)
Valencio, Henry	RHP	6-1	170	R/R	5/11/99	San Pedro De Macoris, DR	-	International FA (10/8/16)
Vegas, Derek	C	6-2	175	R/R	12/22/01	Villa De Cura, VEN	-	MiLB FA (11/2/18)
Vance, Cobie	INF	5-8	185	R/R	8/24/97	Fayetteville, NC	Alabama	Claim of waiver - Oakland (12/8/21)
Velez, Antonio	LHP	6-1	195	L/L	3/31/97	Miami, FL	Florida State University	MiLB FA (11/2/20)
Villalobos, Eli	RHP	6-4	195	R/R	6/26/97	La Habra, CA	Long Beach State	2018 Draft, 18th Round
Vizcaino, Luis	RHP	6-3	195	R/R	7/9/01		International FA (7/29/19)	
Walters, Jake	RHP	6-0	190	R/R	3/11/96	Fort Wayne, IN	University of Alabama	2018 Draft, 9th Round
Watson, Kahlil	INF	5-9	178	L/R	4/16/03	Chase City, VA	Wake Forest, Wake Forest, NC	2021 Draft, 1st Round
White, Brandon	RHP	6-8	230	R/R	11/26/99	Olympia, WA	Washington State University	2021 Draft, 1st Round
Williamson, Noah	OF	6-4	220	R/R	8/23/00	Mountain View, CA	Everett CC, WA	2021 Draft, 12th Round
Wurster, Caleb	LHP	5-11	182	L/L	9/21/98	Brockton, MA	University of Connecticut	2021 Draft, 15th Round
Yacabonis, Jimmy	RHP	6-3	225	R/R	3/21/92	Elizabeth, NJ	St. Joseph's University (PA)	MiLB FA (10/17/21)
Yan, Jefry	LHP	6-3	170	L/L	8/17/96	San Rafael del Yuma, DR	-	MiLB FA (4/29/21)
Zabala, Aneurys	RHP	6-3	259	R/R	12/21/96	Santo Domingo, DR	-	MiLB FA (10/17/21)
Zabaleta, Jesus	RHP	6-0	150	R/R	5/5/04	Cartagena, Colombia	-	International FA (6/28/21)
Zubia, Zach	INF	6-4	230	R/R	11/4/97	Lewisville, TX	University of Texas at Austin	2021 Draft, 20th Round

FRONT OFFICE

FIELD STAFF

PLAYERS

CLUB HISTORY

POSTSEASON HISTORY

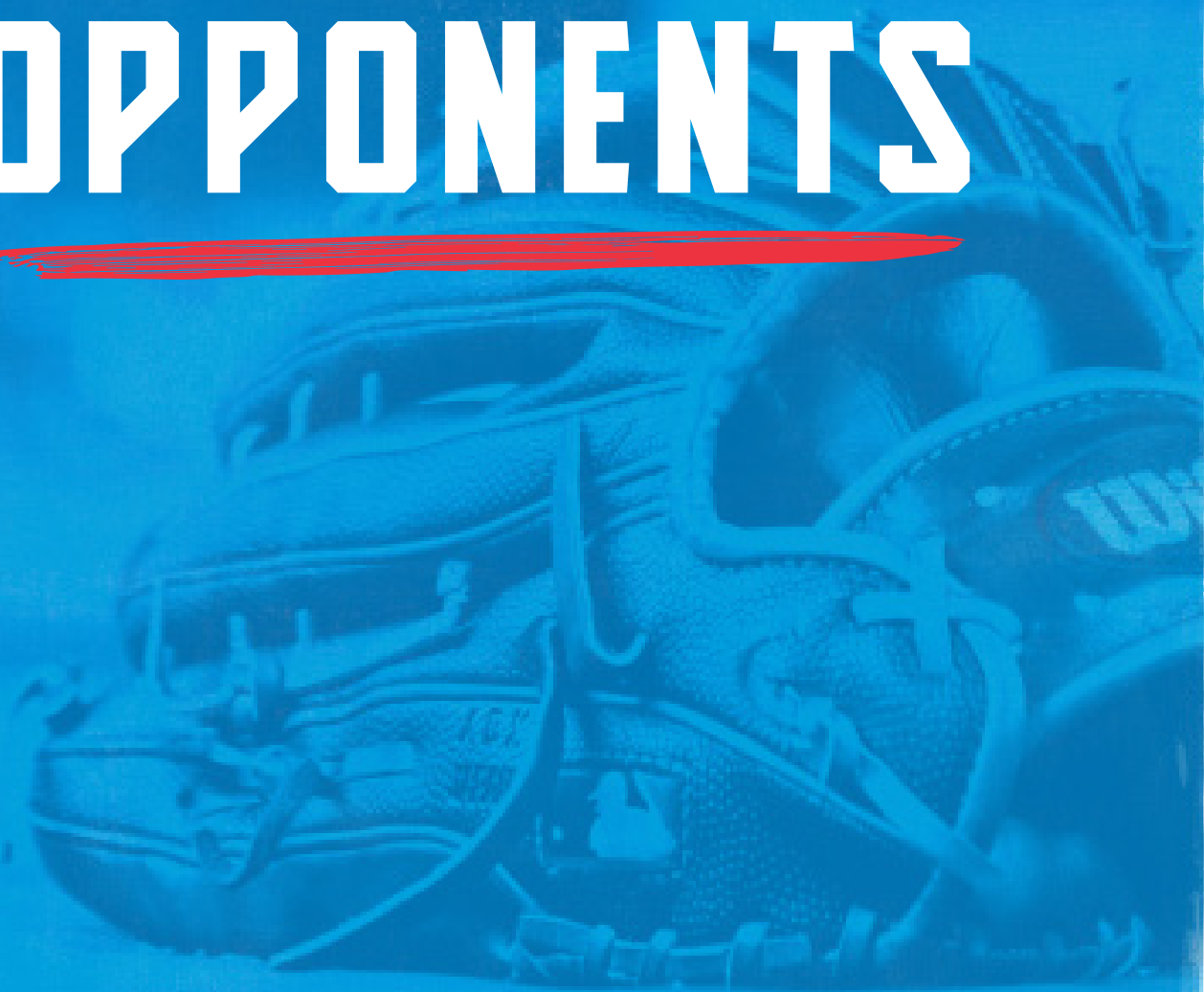
PLAYER DEVELOPMENT

OPPONENTS

GENERAL INFORMATION



OPPONENTS



ARIZONA DIAMONDBACKS - CHASE FIELD (OPENED 1998 - 48,686)
NL WEST - 2021 FINISH: 52-110 (5TH)
MANAGER: TOREY LOVULLO (6TH SEASON)

All-Time Series.....	73-90
2021 Season Series.....	5-2
All-Time Winning Streak.....	6 (2x); last, 7/21/15 - 6/10/16
All-Time Losing Streak.....	8; 5/20/98 - 8/26/99
By Venue	
Home.....	44-40
Road.....	29-50
Sun Life Stadium.....	26-25
Marlins Park.....	15-15
loanDepot park.....	3-0
Chase Field.....	29-50
Two-Game Sweeps.....	0-1
D-backs on Road.....	1 (May 20-21, 1998)
Three-Game Sweeps.....	5-5
Marlins at Home.....	5 (last, May 4-6, 2021)
D-backs at Home.....	4 (last, June 1-3, 2018)
D-backs on Road.....	1 (August 24-26, 1999)
Four-Game Sweeps.....	0-2
D-backs at Home.....	1 (July 23-26, 2007)
D-backs on Road.....	1 (May 18-21, 2015)
Game Miscellaneous	
Most Runs Scored.....	14 (2x); last, 7/9/09
Most Runs Allowed.....	15 (2x); last, 5/30/11
Largest Margin of Victory.....	9 (4x); last, 8/20/12
Largest Margin of Defeat.....	11 (2x); last, 5/30/11

CINCINNATI REDS - GREAT AMERICAN BALL PARK (OPENED 2003 - 42,271)
NL CENTRAL - 2021 FINISH: 83-79 (3RD)
MANAGER: DAVID BELL (4TH SEASON)

All-Time Series.....	94-122
2021 Season Series.....	2-5
All-Time Winning Streak.....	6; 7/11/15 - 8/15/16
All-Time Losing Streak.....	9; 5/13 - 8/30/98
By Venue	
Home.....	53-53
Road.....	41-69
Sun Life Stadium.....	35-39
Marlins Park.....	16-13
loanDepot park.....	2-1
Riverfront Stadium.....	19-32
Great American Ball Park.....	22-37
One-Game Sweeps.....	0-1
Reds at Home.....	1 (Sept. 22, 2008)
Two-Game Sweeps.....	1-1
Marlins at Home.....	1 (May 27-28, 1996)
Reds at Home.....	1 (May 13-14, 1998)
Three-Game Sweeps.....	4-10
Marlins at Home.....	2 (last, July 8-10, 2016)
Marlins on Road.....	2 (last, May 23-25, 2003)
Reds at Home.....	5 (last, April 9-11, 2019)
Reds on Road.....	5 (last, May 14-16, 2013)
Four-Game Sweeps.....	0-3
Reds at Home.....	3 (last, Aug. 19-22, 2021)
Game Miscellaneous	
Most Runs Scored.....	16; 6/23/95
Most Runs Allowed.....	22; 8/31/96
Largest Margin of Victory.....	12; 6/23/95
Largest Margin of Defeat.....	14 (2x); last, 4/9/19

ATLANTA BRAVES - TRUIST PARK (OPENED 2017 - 41,149)
NL EAST - 2021 FINISH: 88-73 (WORLD SERIES CHAMPIONS)
MANAGER: BRIAN SNITKER (7TH SEASON)

All-Time Series.....	195-286
2021 Season Series.....	8-11
All-Time Winning Streak.....	7; 8/9 - 9/27/15
All-Time Losing Streak.....	11; 7/15/94 - 8/15/95
By Venue	
Home.....	106-134
Road.....	93-157
Sun Life Stadium.....	75-75
Marlins Park.....	26-51
loanDepot park.....	3-6
Fulton County Stadium.....	8-17
TurnerField.....	68-106
Fort Bragg Field.....	1-0
SunTrust Park.....	6-22
Truist Park.....	8-9
Two-Game Sweeps.....	2-4
Marlins on Road.....	2 (last, May 13-14, 1997)
Braves at Home.....	2 (last, July 30-31, 2018)
Braves on Road.....	2 (last, May 6-7, 2009)
Three-Game Sweeps.....	8-20
Marlins at Home.....	5 (last, Sept. 25-27, 2015)
Marlins on Road.....	3 (last, April 12 - April 14, 2021)
Braves at Home.....	9 (last, August 16-18, 2021)
Braves on Road.....	11 (last, June 7-9, 2019)
Four-Game Sweeps.....	0-2
Braves at Home.....	2 (last, August 13-15, 2018)
Game Miscellaneous	
Most Runs Scored.....	20; 7/1/03
Most Runs Allowed.....	29; 9/9/20
Largest Margin of Victory.....	19; 7/1/03
Largest Margin of Defeat.....	20; 9/9/20

COLORADO ROCKIES - COORS FIELD (OPENED 1995 - 50,144)
NL WEST - 2021 FINISH: 74-87 (4TH)
MANAGER: BUD BLACK (6TH SEASON)

All-Time Series.....	113-104
2021 Season Series.....	2-4
All-Time Winning Streak.....	7; 4/28/04 - 5/7/05
All-Time Losing Streak.....	8; 4/28/98 - 6/20/99
By Venue	
Home.....	70-39
Road.....	43-65
Sun Life Stadium.....	49-29
Marlins Park.....	19-9
loanDepot park.....	2-1
Mile High Stadium.....	6-6
Coors Field.....	37-59
One-Game Sweeps.....	1-0
Marlins on Road.....	1 (April 26, 2005)
Two-Game Sweeps.....	1-2
Marlins at Home.....	1 (April 27-28, 1994)
Rockies at Home.....	2 (last, August 8, 2005)
Three-Game Sweeps.....	6-8
Marlins at Home.....	5 (last, August 11-13, 2017)
Marlins on Road.....	1 (June 2-4, 2006)
Rockies at Home.....	7 (last, August 6-8, 2021)
Rockies on Road.....	1 (April 28-30, 2006)
Four-Game Sweeps.....	1-1
Marlins at Home.....	1 (May 9-12, 1996)
Rockies at Home.....	1 (Sept. 7-10, 1998)
Game Miscellaneous	
Most Runs Scored.....	17 (2x); last, 7/4/08
Most Runs Allowed.....	18; 7/4/08
Largest Margin of Victory.....	17; 9/17/95
Largest Margin of Defeat.....	13; 9/16/07

MILWAUKEE BREWERS - AMERICAN FAMILY FIELD (OPENED 2001 - 41,900)

NL CENTRAL - 2021 FINISH: 95-67 (1ST - NL CENTRAL)

MANAGER: CRAIG COUNSELL (8TH SEASON)

All-Time Series.....	76-84
2021 Season Series.....	3-3
All-Time Winning Streak.....	9; 8/25/05 - 4/9/07
All-Time Losing Streak.....	12; 4/3/98 - 5/5/99
By Venue	
Home.....	41-39
Road.....	35-45
Sun Life Stadium.....	30-24
Marlins Park.....	10-13
loanDepot park.....	3-3
County Stadium.....	3-6
Miller Park.....	30-38
American Family Field.....	2-1
Two-Game Sweeps.....	0-1
Brewers on Road.....	1 (July 20-21, 1998)
Three-Game Sweeps.....	4-5
Marlins at Home.....	3 (last, May 6-8, 2008)
Marlins on Road.....	1 (Sept. 1-3, 2006)
Brewers at Home.....	4 (last, July 19-21, 2013)
Brewers on Road.....	1 (May 3-5, 1999)
Four-Game Sweeps.....	1-4
Marlins at Home.....	1 (August 25-28, 2006)
Brewers at Home.....	1 (April 19-22, 2018)
Brewers on Road.....	3 (last, Sept. 9-12, 2019)
Game Miscellaneous	
Most Runs Scored.....	16; 6/4/19
Most Runs Allowed.....	14; 5/1/16
Largest Margin of Victory.....	16; 6/4/19
Largest Margin of Defeat.....	9 (4x); last, 4/19/18

CHICAGO CUBS - WRIGLEY FIELD (OPENED 1914 - 41,160)

NL CENTRAL - 2021 FINISH: 71-91 (4TH)

MANAGER: DAVID ROSS (3RD SEASON)

All-Time Series.....	103-109
2021 Season Series.....	5-1
All-Time Winning Streak.....	10; 4/26/06 - 9/27/07
All-Time Losing Streak.....	6 (3x); last, 5/7/18 - 4/17/19
By Venue	
Home.....	54-52
Road.....	55-60
Sun Life Stadium.....	36-36
Marlins Park.....	14-14
loanDepot park.....	3-0
Wrigley Field.....	50-59
Two-Game Sweeps.....	2-2
Marlins at Home.....	1 (August 19-20, 1997)
Marlins on Road.....	1 (April 8-10, 1997)
Cubs on Road.....	2 (last, May 18-19, 2011)
Three-Game Sweeps.....	7-9
Marlins at Home.....	6 (last, August 13-15, 2021)
Marlins on Road.....	1 (May 28-30, 2007)
Cubs at Home.....	5 (last, May 7-9, 2018)
Cubs on Road.....	4 (last, April 15-17, 2019)
Game Miscellaneous	
Most Runs Scored.....	15; 6/15/05
Most Runs Allowed.....	16; 7/20/03
Largest Margin of Victory.....	11; 8/26/97
Largest Margin of Defeat.....	14 (2x); last, 6/14/05

ST. LOUIS CARDINALS - BUSCH STADIUM III (OPENED 2006 - 44,494)

NL CENTRAL - 2021 FINISH: 90-72 (2ND)

MANAGER: OLIVER MARMOL (1ST SEASON)

All-Time Series.....	81-124
2021 Season Series.....	0-6
All-Time Winning Streak.....	6; 7/9/95 - 5/14/96
All-Time Losing Streak.....	8; 5/5/11 - 6/26/12
By Venue	
Home.....	36-65
Road.....	45-59
Sun Life Stadium.....	27-45
Marlins Park.....	9-17
loanDepot park.....	0-3
Busch Stadium (Old).....	25-32
Busch Stadium (New).....	20-27
One-Game Sweeps.....	1-1
Marlins at Home.....	1 (Sept. 20, 2010)
Cardinals on Road.....	1 (April 4, 2012)
Two-Game Sweeps.....	1-1
Marlins on Road.....	1 (August 25-26, 2010)
Cardinals at Home.....	1 (April 30 - May 1, 1997)
Three-Game Sweeps.....	2-9
Marlins at Home.....	1 (July 28-30, 1995)
Marlins on Road.....	1 (August 27-29, 1996)
Cardinals at Home.....	4 (last, June 14-16, 2021)
Cardinals on Road.....	5 (last, April 5-7, 2021)
Four-Game Sweeps.....	0-1
Cardinals on Road.....	1 (August 4-7, 2011)
Game Miscellaneous	
Most Runs Scored.....	13; 6/15/94
Most Runs Allowed.....	16; 8/5/93
Largest Margin of Victory.....	11; 7/30/16
Largest Margin of Defeat.....	10 (3x); last, 9/2/98

LOS ANGELES DODGERS - DODGER STADIUM (OPENED 1962 - 56,000)

NL WEST - 2021 FINISH: 106-56 (2ND)

MANAGER: DAVE ROBERTS (7TH SEASON)

All-Time Series.....	95-113
2021 Season Series.....	4-3
All-Time Winning Streak.....	5; 4/25/16 - 9/9/16
All-Time Losing Streak.....	6 (3x); last, 5/17/18 - 8/14/19
By Venue	
Home.....	50-56
Road.....	45-57
Sun Life Stadium.....	37-40
Marlins Park.....	10-15
loanDepot park.....	3-1
Dodger Stadium.....	45-57
Two-Game Sweeps.....	1-2
Marlins at Home.....	1 (July 16-17, 1997)
Dodgers on Road.....	2 (last, August 20-21, 1998)
Three-Game Sweeps.....	3-7
Marlins at Home.....	3 (Sept. 6-8, 1999)
Dodgers at Home.....	3 (last, July 19-21, 2019)
Dodgers on Road.....	4 (last, July 14-16, 2017)
Four-Game Sweeps.....	1-0
Marlins on Road.....	1 (April 25-28, 2016)
Game Miscellaneous	
Most Runs Scored.....	15; 8/16/06
Most Runs Allowed.....	15; 8/13/19
Largest Margin of Victory.....	11; 8/16/06
Largest Margin of Defeat.....	14; 8/13/19

SAN FRANCISCO GIANTS - ORACLE PARK (OPENED 2000 - 41,915)

NL WEST - 2021 FINISH: 107-55 (1ST)

MANAGER: GABE KAPLER (3RD SEASON)

All-Time Series.....	91-116
2021 Season Series.....	3-4
All-Time Winning Streak.....	5; 7/29/10 - 8/12/11
All-Time Losing Streak.....	10; 5/4/98 - 4/19/99
By Venue	
Home.....	46-53
Road.....	45-63
Sun Life Stadium.....	25-41
Marlins Park.....	19-11
loanDepot park.....	2-1
3Com Park.....	11-25
Oracle Park.....	32-37
Two-Game Sweeps.....	0-1
Giants on Road.....	1 (April 25-26, 2000)
Three-Game Sweeps.....	7-9
Marlins at Home.....	4 (last, July 7-9, 2017)
Marlins on Road.....	3 (last, May 4-6, 2012)
Giants at Home.....	5 (last, August 14-16, 2001)
Giants on Road.....	4 (last, May 4-6, 2010)
Four-Game Sweeps.....	0-1
Giants at Home.....	1 (August 17-20, 2007)
Game Miscellaneous	
Most Runs Scored.....	16; 7/23/05
Most Runs Allowed.....	14 (4x); last, 8/16/13
Largest Margin of Victory.....	12; 7/23/05
Largest Margin of Defeat.....	12; 6/5/06

SAN DIEGO PADRES - PETCO PARK (OPENED 2004 - 40,209)

NL WEST - 2021 FINISH: 79-83 (3RD)

MANAGER: BOB MELVIN (1ST SEASON)

All-Time Series.....	98-106
2021 Season Series.....	3-4
All-Time Winning Streak.....	7; 4/9/94 - 7/4/95
All-Time Losing Streak.....	8; 8/1/10 - 8/21/11
By Venue	
Home.....	52-55
Road.....	46-51
Sun Life Stadium.....	35-43
Marlins Park.....	15-10
loanDepot park.....	2-1
Qualcomm Stadium.....	20-21
Petco Park.....	26-30
Two-Game Sweeps.....	1-2
Marlins at Home.....	1 (April 28-29, 1997)
Padres at Home.....	1 (Sept. 9-10, 1997)
Padres on Road.....	1 (April 22-23, 1996)
Three-Game Sweeps.....	7-5
Marlins at Home.....	4 (last, August 25-27, 2017)
Marlins on Road.....	3 (last, May 4-6, 2012)
Padres at Home.....	2 (last, May 6-8, 2013)
Padres on Road.....	3 (last, July 19-21, 2011)
Four-Game Sweeps.....	0-1
Padres at Home.....	1 (August 18-21, 2011)
Game Miscellaneous	
Most Runs Scored.....	15; 4/9/94
Most Runs Allowed.....	20; 7/27/96
Largest Margin of Victory.....	14; 4/9/94
Largest Margin of Defeat.....	16; 8/23/02

NEW YORK METS - CITI FIELD (OPENED 2009 - 41,922)

NL EAST - 2021 FINISH: 77-85 (3RD)

MANAGER: BUCK SHOWALTER (1ST SEASON)

All-Time Series.....	225-256
2021 Season Series.....	9-10
All-Time Winning Streak.....	10; 7/10 - 9/8/04
All-Time Losing Streak.....	7 (2x); last, 9/29/18 - 5/11/19
By Venue	
Home.....	118-119
Road.....	107-137
Sun Life Stadium.....	71-74
Hiram Bithorn Stadium (P.R.).....	2-1
Marlins Park.....	38-41
loanDepot park.....	7-3
Shea Stadium.....	58-67
Citi Field.....	49-70
One-Game Sweeps.....	2-0
Marlins on Road.....	2 (last, July 18, 2011)
Two-Game Sweeps.....	4-5
Marlins at Home.....	1 (Sept. 21-22, 2010)
Marlins on Road.....	3 (last, June 8-9, 2013)
Mets at Home.....	3 (last, May 10-11, 2019)
Mets on Road.....	2 (last, April 18-19, 2007)
Three-Game Sweeps.....	9-15
Marlins at Home.....	7 (last, May 17-19, 2019)
Marlins on Road.....	2 (last, Sept. 8-10, 2009)
Mets at Home.....	8 (last, August 31- Sept. 2, 2021)
Mets on Road.....	7 (last, August 17-19, 2020)
Four-Game Sweeps.....	2-2
Marlins at Home.....	1 (May 13-16, 2010)
Marlins on Road.....	1 (August 30 - Sept. 2, 2004)
Mets at Home.....	2 (last, August 5-7, 2019)
Game Miscellaneous	
Most Runs Scored.....	16; 9/11/06
Most Runs Allowed.....	17; 7/8/06
Largest Margin of Victory.....	13; 8/8/12
Largest Margin of Defeat.....	14; 7/8/06 (Gm. 2)

WASHINGTON NATIONALS - NATIONALS PARK (OPENED 2008 - 41,313)

NL EAST - 2021 FINISH: 65-97 (5TH)

MANAGER: DAVE MARTINEZ (5TH SEASON)

All-Time Series.....	237-241
2021 Season Series.....	8-11
All-Time Winning Streak.....	10; 9/24/08 - 7/1/09
All-Time Losing Streak.....	14; 8/9/17 - 7/7/18
By Venue	
Home.....	130-111
Road.....	107-130
Sun Life Stadium.....	87-64
Marlins Park.....	36-42
loanDepot park.....	5-5
Olympic Stadium.....	39-40
Hiram Bithorn Stadium (P.R.).....	5-1
RFK Stadium.....	12-15
U.S. Cellular Field*.....	2-0
Nationals Park.....	51-65
*Home Team	
One-Game Sweeps.....	0-1
Nationals at Home.....	1 (May 22, 1995)
Two-Game Sweeps.....	6-2
Marlins at Home.....	2 (last, July 21-22, 2003)
Marlins on Road.....	4 (last, May 26-28, 2014)
Nationals at Home.....	1 (April 20-21, 2012)
Nationals on Road.....	1 (July 30-31, 2004)
Three-Game Sweeps.....	18-21
Marlins at Home.....	9 (last, September 18-20, 2020)
Marlins on Road.....	9 (last, July 26-28, 2011)
Nationals at Home.....	14 (last, April 30 - May 2, 2021)
Nationals on Road.....	7 (last, June 25-27, 2019)
Four-Game Sweeps.....	1-1
Marlins at Home.....	1 (August 29 - Sept. 1, 2003)
Nationals on Road.....	1 (Sept. 18-21, 2014)
Game Miscellaneous	
Most Runs Scored.....	18; 7/5/06
Most Runs Allowed.....	18 (2x); 7/7/18; 7/19/21
Largest Margin of Victory.....	11 (4x); last, 9/18/20
Largest Margin of Defeat.....	17; 7/19/21

PHILADELPHIA PHILLIES - CITIZENS BANK PARK (OPENED 2004 - 43,651)
NL EAST - 2021 FINISH: 82-80 (2ND)
MANAGER: JOE GIRARDI (3RD SEASON)

All-Time Series.....	222-261
2021 Season Series.....	10-9
All-Time Winning Streak.....	9; 9/23/03 - 4/22/04
All-Time Losing Streak.....	7 (3x); last, 5/21 - 9/17/13
By Venue	
Home.....	129-114
Road.....	93-147
Sun Life Stadium.....	78-74
Marlins Park.....	45-36
loanDepot park.....	6-4
Veterans Stadium.....	26-51
Citizens Bank Park.....	67-96
One-Game Sweeps.....	1-0
Marlins on Road.....	1 (August 26, 2011)
Two-Game Sweeps.....	2-5
Marlins at Home.....	1 (April 15-16, 1998)
Marlins on Road.....	1 (June 4-5, 2002)
Phillies at Home.....	4 (last, April 26-27, 2017)
Phillies on Road.....	1 (May 1-2, 2006)
Three-Game Sweeps.....	11-17
Marlins at Home.....	7 (last, Sept. 13-14, 2020)
Marlins on Road.....	4 (last, June 21-23, 2019)
Phillies at Home.....	9 (last, Sept. 12-14, 2017)
Phillies on Road.....	8 (last, Sept. 13-15, 2010)
Four-Game Sweeps.....	1-2
Marlins at Home.....	1 (July 26-29, 2004)
Phillies at Home.....	2 (last, August 2-5, 2018)
Five-Game Sweeps.....	0-1
Phillies at Home.....	1 (June 28 - July 1, 2001)
Game Miscellaneous	
Most Runs Scored.....	19; 8/23/19
Most Runs Allowed.....	20; 4/7/18
Largest Margin of Victory.....	13; 7/31/06
Largest Margin of Defeat.....	19; 4/7/18

LOS ANGELES ANGELS - ANGEL STADIUM (OPENED 1966 - 45,517)
AL WEST - 2021 FINISH: 77-85 (4TH)
MANAGER: JOE MADDON (3RD SEASON)

All-Time Series.....	6-9
2017 Season Series.....	2-1
All-Time Losing Streak.....	4; last, 6/7/03 - 6/18/15
By Venue	
Home.....	4-5
Road.....	2-4
Sun Life Stadium.....	2-4
Marlins Park.....	2-1
loanDepot park.....	0-0
Angel Stadium.....	2-4
Game Miscellaneous	
Most Runs Scored.....	9; 5/28/17
Most Runs Allowed.....	9; 6/7/13
Largest Margin of Victory.....	7; 5/28/17
Largest Margin of Defeat.....	7; 6/7/03

PITTSBURGH PIRATES - PNC PARK (OPENED 2001 - 38,747)
NL CENTRAL - 2021 FINISH: 61-101 (5TH)
MANAGER: DEREK SHELTON (3RD SEASON)

All-Time Series.....	95-112
2021 Season Series.....	2-5
All-Time Winning Streak.....	8; 10/2/10 - 9/11/11
All-Time Losing Streak.....	7 (2x); last, 7/7/04 - 6/1/05
By Venue	
Home.....	56-45
Road.....	39-67
Sun Life Stadium.....	44-29
Marlins Park.....	11-14
loanDepot park.....	1-2
Three Rivers Stadium.....	15-28
PNC Park.....	24-39
Two-Game Sweeps.....	1-2
Marlins at Home.....	1 (Sept. 4-6, 1995)
Pirates at Home.....	2 (last, Sept. 7-8, 2018)
Three-Game Sweeps.....	6-8
Marlins at Home.....	2 (last, April 19-21, 2011)
Marlins on Road.....	4 (last, August 19-21, 2016)
Pirates at Home.....	8 (last, May 25-27, 2015)
Pirates on Road.....	1 (Sept. 14-16, 1993)
Four-Game Sweeps.....	1-1
Marlins at Home.....	1 (June 10-13, 1993)
Pirates at Home.....	1 (June 9-11, 1994)
Five-Game Sweeps.....	0-1
Pirates at Home.....	1 (August 18-21, 1995)
Game Miscellaneous	
Most Runs Scored.....	13; 9/9/11
Most Runs Allowed.....	13 (2x); last, 8/18/95
Largest Margin of Victory.....	10 (2x); last, 9/8/02
Largest Margin of Defeat.....	11 (2x); last, 6/14/19

OAKLAND ATHLETICS - OAKLAND COLISEUM (OPENED 1968 - 46,847)
AL WEST - 2021 FINISH: 86-76 (3RD)
MANAGER: MARK KOTSAY (1ST SEASON)

All-Time Series.....	8-8
2017 Season Series.....	3-1
All-Time Winning Streak.....	2 (2x); 6/13/17 - present
All-Time Losing Streak.....	3; 6/27/14 - 6/29/14
By Venue	
Home.....	4-4
Road.....	4-4
Sun Life Stadium.....	1-2
Marlins Park.....	3-2
Coliseum.....	4-4
Two-Game Sweeps.....	1-0
Marlins at Home.....	1 (June 13-14, 2017)
Three-Game Sweeps.....	0-1
Athletics on Road.....	1 (June 27-29, 2014)
Game Miscellaneous	
Most Runs Scored.....	13; 6/3/03
Most Runs Allowed.....	9 (2x); 5/23/17
Largest Margin of Victory.....	11; 6/3/03
Largest Margin of Defeat.....	6; 6/22/08

HOUSTON ASTROS - MINUTE MAID PARK (OPENED 2000 - 41,168)

AL WEST - 2021 FINISH: 95-67 (1ST)

MANAGER: DUSTY BAKER JR. (3RD SEASON)

All-Time Series.....	78-82
2017 Season Series.....	0-3
All-Time Winning Streak.....	7 (5/29/93 - 8/23/93)
All-Time Losing Streak.....	7 (7/15/96 - 9/27/96)
By Venue	
Home.....	48-33
Road.....	30-49
Sun Life Stadium.....	43-32
Marlins Park.....	5-1
Astrodome.....	11-25
Minute Maid Park.....	19-24
Two-Game Sweeps.....	1-3
Marlins at Home.....	1 (August 4-5, 1997)
Astros at Home.....	2 (last, April 16-17, 2007)
Astros on Road.....	1 (August 20-21, 1999)
Three-Game Sweeps.....	4-4
Marlins at Home.....	3 (last, September 16-18, 2008)
Marlins on Road.....	1 (July 25-27, 2014)
Astros at Home.....	3 (last, May 2-4, 2003)
Astros on Road.....	1 (April 30 - May 1, 1999)
Four-Game Sweeps.....	2-0
Marlins at Home.....	2 (July 7-10, 2011)
Game Miscellaneous	
Most Runs Scored.....	15; 7/15/06
Most Runs Allowed.....	14; 8/12/09
Largest Margin of Victory.....	12; 9/17/08
Largest Margin of Defeat.....	12; 7/15/06

TAMPA BAY RAYS - TROPICANA FIELD (OPENED 1998 - 42,735)

AL EAST - 2021 FINISH: 100-62 (1ST)

MANAGER: KEVIN CASH (8TH SEASON)

All-Time Series.....	58-71
2021 Season Series.....	1-5
All-Time Winning Streak.....	7; 7/4/04 - 6/26/05
All-Time Losing Streak.....	9; 7/22/18 - 9/4/20
By Venue	
Home.....	32-34
Road.....	26-37
Sun Life Stadium.....	25-16
Marlins Park.....	6-16
loanDepot park.....	1-2
Tropicana Field.....	26-37
Two-Game Sweeps.....	4-5
Marlins at Home.....	2 (last, June 2-3, 2014)
Marlins on Road.....	2 (last, May 25-26, 2016)
Rays at Home.....	2 (last, August 3-4, 2019)
Rays on Road.....	3 (last, May 14-15, 2019)
Three-Game Sweeps.....	6-8
Marlins at Home.....	3 (last, May 20-22, 2005)
Marlins on Road.....	3 (last, May 18-20, 2007)
Rays at Home.....	5 (last, Sept 24-26, 2021)
Rays on Road.....	3 (last, August 28-30, 2020)
Game Miscellaneous	
Most Runs Scored.....	14 (2x); last, 6/11/10
Most Runs Allowed.....	15 (2x); last, 5/22/09
Largest Margin of Victory.....	11; 6/16/01
Largest Margin of Defeat.....	13; 5/22/09

SEATTLE MARINERS - T-MOBILE PARK (OPENED 1999 - 47,929)

AL WEST - 2021 FINISH: 90-72 (2ND)

MANAGER: SCOTT SERVAIS (7TH SEASON)

All-Time Series.....	8-7
2017 Season Series.....	1-2
All-Time Winning Streak.....	3; 4/18/14 - 4/20/14
By Venue	
Home.....	4-2
Road.....	4-5
Sun Life Stadium.....	1-2
Marlins Park.....	3-0
T-Mobile Park.....	4-5
Three-Game Sweeps.....	1-0
Marlins at Home.....	1 (April 18-20, 2014)
Game Miscellaneous	
Most Runs Scored.....	8 (2x); 6/18/08 & 4/18/14
Most Runs Allowed.....	10; 4/19/17
Largest Margin of Victory.....	7; 4/19/14
Largest Margin of Defeat.....	8; 6/9/05

TEXAS RANGERS - GLOBE LIFE FIELD (OPENED 2020 - 40,300)

AL WEST - 2021 FINISH: 60-102 (5TH)

MANAGER: CHRIS WOODWARD (4TH SEASON)

All-Time Series.....	10-12
2017 Season Series.....	2-1
All-Time Winning Streak.....	3; 7/2/11 - 6/10/14
All-Time Losing Streak.....	5; 6/12/05 - 7/1/11
By Venue	
Home.....	3-8
Road.....	4-7
Sun Life Stadium.....	2-7
Marlins Park.....	1-1
Globe Life Field.....	4-7
Three-Game Sweeps.....	0-1
Rangers on Road.....	2 (last, June 15-17, 2010)
Game Miscellaneous	
Most Runs Scored.....	22; 7/26/17
Most Runs Allowed.....	15; 7/1/11
Largest Margin of Victory.....	12; 7/26/17
Largest Margin of Defeat.....	11; 6/14/03

FRONT OFFICE

FIELD STAFF

PLAYERS

CLUB HISTORY

PLAYER DEVELOPMENT

OPPONENTS

GENERAL INFORMATION



GENERAL INFORMATION



MEDIA INFORMATION

CREDENTIAL APPLICATIONS: The Marlins are using Major League Baseball's online credentialing system for the 2019 season. Media credential applications are ONLY available online at credentials.mlb.com. Credentials should be requested at least 24 hours in advance of the game or event requested.

CREDENTIALS: Credentials to any Miami Marlins game or loanDepot park event will be issued only to legitimate news gathering organizations. Credentials will be issued only to members of the working press 18 years of age and older. No spouses, guests or children of members of the press will be issued credentials. Press passes are not transferable. Credentialed members of the media are prohibited from obtaining autographs, personal photographs or equipment on the playing field, in the dugout or clubhouse. Any violation of these guidelines will result in immediate revocation of credential and future access. Only credentials issued by the Miami Marlins, Major League Baseball or the BBWAA will be honored. Credentials must be visible at all times.

PHOTO CREDENTIALS: Credentials will be issued to those photographers on assignment for legitimate news gathering organizations and those representatives of companies licensed by Major League Baseball. Priority in all areas will be granted to news organizations on nightly deadlines. No freelance photographers will be granted credentials and all photographs taken are to be used for news gathering purposes or officially licensed products. Any other use of photographs taken will be considered a violation of the conditions under which the credential is issued and result in no further credentials being issued.

CLUBHOUSE ACCESS: Access to the Miami Marlins clubhouse both before and after games will be limited to those organizations who are filing stories on a daily deadline. Clubhouse access will be granted to media, as determined by the Marlins Communications Department. The clubhouse is open to all media with proper credentials 3 1/2 hours before game time and closes at the beginning of batting practice. It re-opens no later than 10 minutes after each game. Policies regarding access between games of doubleheaders and during rain delays will be determined by the Marlins Field Manager. Access to the visiting clubhouse is subject to the visiting club's guidelines.

CLUBHOUSE GUIDELINES: While in the Marlins clubhouse, media may use cell phones for recording audio or video only. No live web broadcasting, phone calls, or social media posting is allowed within the clubhouse. Still-photography of any type is prohibited in the clubhouse at all times. Broadcast television cameras are allowed only to conduct player interviews in front of a player's locker, with the player's permission. All footage must be shot facing into the player's locker. No B-roll footage is allowed at any time.

FIELD ACCESS: All credentialed members of the media will be given access to the playing field prior to each game. Media can access the field from the Dugout Club tunnels, located down the third-base and first-base lines. Media are not allowed to use The Club by DEX Imaging entrance located behind home plate. All non-uniformed personnel must clear the field at the conclusion of visitors batting practice unless that individual has credentials expressly for in-game field privileges (photo passes, pregame ceremonies, etc.). Live shots are permitted on the field until 35 minutes prior to the first pitch.

LIVE TRANSMISSIONS: Television and radio stations not holding broadcast rights for Marlins games will be allowed to transmit live reports prior to and after Marlins games. All live television shots will be done on the field. No live shots will be permitted from the clubhouses. No live transmissions inside the stadium by non-rightsholders will be permitted while the rightsholder is on the air or the game is in progress. Radio stations will be permitted to provide "scene setters" and score updates between innings but these reports may not continue once an inning is underway. Any violations of these policies will result in revocation of credentials.

ROVING CAMERAS: Roving cameras must obtain prior approval from the Marlins Communications Department. While roving, all photographers must not block any aisles or the views of any fans. Failure to adhere to these guidelines will result in the revocation of roving privileges for both the individual photographer and for the news organization that photographer represents.

ADMISSION TO LoanDepot park: All media covering Marlins baseball may enter LoanDepot park through the Media Entrance, which opens five hours prior to game time and is located on the West Plaza. At that time media may pick up any requested credentials. Credentials will be available for pick up until the end of the first inning, after which credentials may be picked up by calling the press box. All other media who require their credentials prior to the opening of the Media Entrance should contact the Marlins Communications Department.

PRESS BOX AND PRESS LOUNGE: Admission to the LoanDepot park press box will be limited to those individuals with appropriate credentials. These include: Marlins' season credentials, Marlins daily credentials, BBWAA cards, Major League Baseball Working Press, Radio and Photographer passes. Those individuals with the proper credentials will be able to purchase food in the Press Lounge (located directly behind the Press Box) from 2 1/2 hours before game time through the middle of the sixth inning of each game. The Press Lounge area is considered a part of the working press area and only individuals with proper working credentials will be admitted at all times. No guests will be permitted.

AUTOGRAPH REQUESTS: As noted earlier, no members of the media may use their access to solicit autographs, personal photographs or equipment from players or staff of either participating team. Any autograph needs should be directed to the Miami Marlins Community Outreach Department in writing. Failure to do so will result in revocation of credential privileges and forfeiture of any items obtained.

DRESS CODE: Media covering games are expected to dress in an appropriate and professional manner that reflects their respect for their colleagues, the teams and the players they are covering. Media are expected to adhere to a business casual dress code in all working areas and should follow Major League Baseball's dress code guidelines.

For further information, contact the Communications office at:

Miami Marlins

Email: credentials@marlins.com

LoanDepot park

PHONE: (305) 480-1391

501 Marlins Way, Miami FL 33125

FAX: (305) 480-3013

IMPORTANT MEDIA NUMBERS

Taxi Services

Miami: 305-444-4444

Fort Lauderdale: 954-777-7777

UBER lot on Orange Bowl Way
(NW 14th Ave.)

Rental Car Information

Alamo: 305-633-6076

Budget: 305-871-2722

Hertz: 954-760-4719

Dollar: 305-887-6000

Airline Information

American: 800-433-7300

Airtran: 800-247-8726

Delta: 800-221-1212

Jet Blue: 800-538-2583

Southwest: 800-435-9792

United: 800-523-3273

US Airways: 800-428-4322

Airports

Miami International: 305-876-7000

- 5 miles from LoanDepot park

Fort Lauderdale: 866-435-9355

- 24.5 miles from LoanDepot park

INFORMACIÓN A LOS MEDIOS

SOLICITUD DE CREDENCIALES: Los Marlins están utilizando el sistema de internet de las Grandes Ligas de Béisbol para solicitar las credenciales para los Medios de prensa de la temporada del 2018. Las solicitudes de credenciales para los Medios de prensa están disponibles SOLAMENTE yendo a la página credentials.mlb.com. Las credenciales deben ser solicitadas por lo menos 24 horas antes del inicio de los partidos en referencia.

CREDENCIALES: Las credenciales a los juegos de los Miami Marlins ó eventos en el LoanDepot park serán otorgadas exclusivamente a organizaciones periodísticas legítimas. Las credenciales serán otorgadas solamente a los periodistas mayores de 18 años de edad. No serán otorgadas a los esposos, hijos, familiares, ó invitados de los miembros de la prensa. Estos pases no son transferibles. Está absolutamente prohibido a los miembros de la prensa con credenciales pedir autógrafos ó recuerdos del equipo a los jugadores en el terreno, banco o los vestidores. Cualquier violación de estas regulaciones conllevará a la cancelación de la credencial y el futuro acceso al estadio. Solamente las credenciales otorgadas por los Miami Marlins, las Grandes Ligas de Béisbol o la BBWAA serán aceptadas. Las credenciales deberán ser visibles en todo momento.

CREDENCIALES PARA FOTÓGRAFOS: Las credenciales serán emitidas a aquellos fotógrafos con asignaciones para organizaciones legítimas de noticias y aquellos representantes de compañías con licencias emitidas por las Grandes Ligas de Béisbol. Prioridad en ciertas áreas se le dará a los fotógrafos de medios que tengan hora límite de cierre. Ningún fotógrafo independiente recibirá credenciales y todas las fotos obtenidas deberán ser utilizadas en función de noticias ó para productos con licencias oficiales. Cualquier otro uso de las fotos será considerado como una violación de las condiciones bajo las cuales se entregaron las credenciales y como consecuencia, no serán emitidas ningunas credenciales adicionales.

ACCESO A LOS VESTIDORES: El acceso a los vestidores de los Miami Marlins, antes y después de los juegos, será limitado para aquellas organizaciones periodísticas que escriban artículos noticiosos para ser entregadas antes de la fecha límite del día. El acceso al cuarto de vestir de los jugadores será autorizado conforme lo determine el Departamento de Comunicaciones de los Marlins. El vestidor de los Marlins está abierto para todos los miembros de la prensa con las debidas credenciales 3 1/2 horas antes de cada juego, y cerrará al inicio de la práctica de bateo. Diez minutos después de terminar cada juego, los vestidores estarán abiertos de nuevo. En cuanto a las regulaciones en el intermedio de un doble partido, y demoras debido a la lluvia, las decisiones serán determinadas por el responsable del terreno de juego de los Marlins. El acceso al cuarto de vestir del equipo visitante será regulado por la dirección del respectivo Club visitante.

REGLAMENTOS DE LOS VESTIDORES: Mientras esté en el clubhouse de los Marlins, los medios pueden usar teléfonos celulares para grabar audio o video solamente. No se permiten transmisiones web en vivo, llamadas telefónicas ni publicaciones en las redes sociales dentro de la sede del club. Aun así fotografías de cualquier tipo está prohibido en el clubhouse en todo momento. Las cámaras de televisión son permitidas solo cuando se lleve a cabo una entrevista con los jugadores frente al casillero del jugador, con el permiso del jugador. Todas las imágenes deben tomarse de cara al armario del jugador. No se permiten grabaciones de tipo edición "B-roll" en ningún momento.

ACCESO AL TERRENO DE JUEGO: Todos los miembros de la prensa debidamente acreditados, tendrán acceso al terreno antes de cada juego. Los miembros de la prensa pueden acceder al terreno de juego por los túneles del Dougout Club ubicados por la primera y tercera base. Los miembros de la prensa no están permitidos usar las entradas del The Club ubicadas detrás del home plate. Todo personal que no vista uniforme y esté en el terreno, deberá abandonarlo cuando el equipo visitante termine su práctica de bateo, a menos que posea una credencial especial que le permita estar en el terreno (credencial para fotos, ceremonias anteriores del juego, etc.). Transmisiones desde el terreno serán permitidas hasta 35 minutos antes del primer lanzamiento.

TRANSMISIONES EN VIVO: Las estaciones de televisión y radio que no posean los derechos de transmisión de los juegos de los Marlins, tendrán permiso para hacer reportes en vivo antes ó después de los juegos. Todas las tomas de cámara en vivo serán hechas desde el terreno. No serán permitidas las tomas de cámara en vivo desde los vestidores. No serán permitidas transmisiones desde el estadio, mientras los poseedores de los derechos están en el aire ó el juego está en pleno desarrollo. Estas emisoras de radio tendrán permiso para transmitir entre entradas avances del juego y actualizar la anotación, pero tan pronto como comience la entrada no podrán continuar sus reportes. Cualquier violación de estas regulaciones conllevará la suspensión de las credenciales.

CÁMARAS AMBULANTES: Todo uso de cámaras ambulantes en el estadio tendrá que ser previamente aprobado por el Departamento de Comunicaciones de los Miami Marlins. Ninguna cámara ambulante podrá obstruir la vista ni la comodidad de los fanáticos. De no cumplirse estos reglamentos, el propietario de la cámara y la entidad informativa a la que pertenece, perderá todos los derechos que la credencial y el permiso previamente otorgados le conceden.

ENTRADA AL LoanDepot park: Todos los miembros de la prensa que cubran los juegos de los Miami Marlins deberán entrar al estadio por la puerta de la Prensa, la cual abre cinco horas antes de cada partido y está ubicada en la Plaza Oeste. Será entonces cuando los miembros de la prensa podrán recoger las credenciales solicitadas. Las credenciales estarán disponibles para ser recogidas hasta una hora después del comienzo de cada partido. Luego, podrán ser retiradas comunicándose con la sala de prensa directamente. Todos aquellos miembros de la prensa que necesiten acceso al estadio antes de la apertura de la ventanilla de credenciales, deberán comunicarse con el Departamento de Comunicaciones de los Marlins.

ZONA DE PRENSA Y COMEDOR DE PRENSA: El acceso a la zona de prensa del LoanDepot park será limitado a aquellos miembros de la prensa previamente acreditados debidamente. Estas incluyen: aquellos con credenciales de temporada y credenciales diarias de los Marlins, miembros de la BBWA, credenciales de Las Grandes Ligas y miembros con pases de la Radio y fotógrafos. Aquellos miembros de la prensa con credenciales oficiales previamente mencionadas podrán acceder al comedor (ubicado directamente detrás de la zona de prensa) dos horas y media antes del comienzo del partido y hasta la parte baja de la sexta entrada del partido. La zona de comedor es considerada como área de trabajo y sólo aquellos miembros de la prensa con credenciales oficiales tendrán acceso. No se permiten invitados o personas sin credenciales oficiales.

PETICIÓN DE AUTÓGRAFOS: Ningún miembro de la prensa debe usar su acceso al estadio para solicitar autógrafos, fotografías personales ó parte del equipo de juego de los jugadores, ó de los miembros de la organización, de los equipos participantes. Cualquier solicitud de autógrafos debe ser hecha por escrito a través del Departamento de Relaciones Comunitarias. La violación de estas regulaciones dará lugar a la cancelación de la credencial y la confiscación de los artículos obtenidos.

CÓDIGO DE VESTIMENTA: Los miembros de la Prensa cubriendo los juegos deberán vestir apropiada y profesionalmente, reflejando el respeto a sus colegas y los jugadores de los equipos a quienes están cubriendo. Los miembros de la Prensa deberán adherirse a este código profesional de vestimenta en todas las zonas de trabajo y deberán seguir el código de vestimenta de Las Grandes Ligas.

Para más información puede dirigirse a la oficina de Comunicaciones a:

Miami Marlins
LoanDepot park
501 Marlins Way, Miami, FL 33125

Correo electrónico: credentials@marlins.com

TELÉFONO: (305) 480-1391 **FAX:** (305) 480-3013



PAUL SEVERINO

BALLY SPORTS FLORIDA PLAY-BY-PLAY ANNOUNCER



- Paul Severino returns for his fifth season as a Bally Sports on-air talent in 2020. Severino serves as play-by-play announcer for the Marlins on Bally Sports Florida. Severino came to Bally Sports Florida from MLB Network, where he served as play-by-play announcer for MLB Network game telecasts, including MLB Network Showcase and the World Baseball Classic. During his seven years there, he hosted every studio show in MLB Network's lineup, highlighted by the Emmy Award-winning "MLB Tonight".
- Severino's broadcast experience extends beyond the diamond having been a studio host and play-by-play announcer for NHL Network. Prior to MLB & NHL Network, Severino served as an anchor and host across ESPN's programming. His roles included anchoring "SportsCenter", ESPNNews, ESPN.com and ESPN3.com.
- He is a Bristol, Connecticut native and proud graduate of Endicott College in Beverly, Massachusetts.



KELLY SACO
IN-GAME REPORTER &
SHOW HOST/PRODUCER



JESSICA BLAYLOCK
PRE/POSTGAME HOST &
IN-GAME REPORTER



CRAIG MINERVINI
PRE/POSTGAME HOST &
IN-GAME REPORTER



TOMMY HUTTON
ANALYST



GABY SANCHEZ
ANALYST



J.P. ARENCIBIA
ANALYST



ROD ALLEN
ANALYST



JEFF NELSON
ANALYST

MARLINS BROADCASTING INFORMATION



**GLENN
GEFFNER**
PLAY-BY-PLAY ANNOUNCER



- Miami native Glenn Geffner will mark his 15th season as a member of the Marlins radio broadcast team in 2022, his 26th season in the Major Leagues and 31st year in professional baseball as a broadcaster and front office executive.
- Geffner, who called games for the Boston Red Sox and San Diego Padres prior to his 2008 return to South Florida, owns the rare distinction of having done baseball play-by-play at every level—from college, to Single-A, Double-A, Triple-A, and the Major Leagues—and also served as a senior-level Communications executive before transitioning into the broadcast booth in both San Diego and Boston.
- Among his broadcasting highlights: He's called the World Series, six no-hitters—including Roy Halladay's 2010 perfect game—Ichiro Suzuki's 3,000th hit in 2016 and the Marlins' run to the postseason in 2020.
- Geffner began his baseball career as the voice of the Triple-A Rochester Red Wings. His television work includes play-by-play for the New England Sports Network's coverage of Red Sox Minor League baseball, as well as serving as host and reporter for a variety of Red Sox and Padres programming during his 11 seasons with those clubs. He has two World Series championship rings (Boston, 2004 and 2007) and a National League championship ring (San Diego, 1998).
- Geffner is a graduate of Northwestern University's Medill School of Journalism. It was at Northwestern where he began his broadcasting career, calling Big Ten baseball, football, and basketball for the Wildcats.
- In 2021, Geffner joined the faculty at Florida Atlantic University, where he teaches Sports Broadcasting. He also works extensively with student broadcasters at Cornell University.
- Glenn and his wife Christine reside in Weston and have three children: Corey, Gregg and Caroline.



**KYLE
SIELAFF**
PREGAME HOST/PLAY-BY-PLAY

- Kyle Sielaff returns for his 10th season as a member of the Marlins radio broadcast team. He serves as the pregame host in addition to calling play-by-play for select games during Spring Training and the regular season.
- Along with his work on the Marlins radio network, Sielaff also does play-by-play and color commentary for select University of Miami baseball and basketball games throughout the off-season on ESPN platforms.
- A Trumansburg, New York native, Sielaff attended the University of Miami, where he earned degrees in broadcast journalism and sports administration.

**CATCH EVERY
MIAMI MARLINS GAME ON**



**940AM
MIAMI**



STREAM MARLINS BASEBALL FOR FREE ON

 iHeartRADIO APP & SMART SPEAKERS.

"PLAY FOX SPORTS 940"



**LAVAR ARRINGTON,
BRADY QUINN &
JONAS KNOX**
6:00 AM - 9:00 AM



COLIN COWHERD
12:00 PM - 3:00 PM



DAN PATRICK
9:00 AM - 12:00 PM



DOUG GOTTLIEB
3:00 PM - 6:00 PM



LUIS "YIKY" QUINTANA

SPANISH PLAY-BY-PLAY ANNOUNCER



- Yiky Quintana returns for his 21st full season as the Marlins' Spanish play-by-play announcer. Besides radio, Quintana serves as the main sports anchor/producer for WJAN41 América Teve in Miami.
- Quintana has more than 30 years of broadcasting experience. He began his career as a journalist writing for several Cuban national sports magazines and newspapers. Over the airwaves, Quintana served as a commentator and play-by-play announcer for the providence of Las Villas' radio network. He worked for TV Cubana (1980-1993) as a sports commentator and play-by-play announcer for several national and international championships including baseball, volleyball, basketball, and boxing.
- After acquiring political asylum from the Venezuelan Republic, Quintana worked as sports analyst and play-by-play announcer for Cadena Super Suave as well as serving as the official play-by-play announcer for the "Tigres de Aragua", of the Venezuelan Professional Baseball League.
- Quintana was selected by fans as the Most Popular Sports Commentator as well as one of the 10 Most Popular Artists in Cuba. He is also a member of the National Cuban Hall of Fame (Class of 2007) for his contributions to the sports journalism field and was named the Miami Life Awards Sports Broadcaster of the Year in 2008 & 2009. He was awarded the Premio Revista Carteles XXVIII edition as the "Best Sports Announcer in 2016.
- Quintana received his bachelor's degree in Physical Education and Sports, with a specialization in baseball, from Instituto Superior de Cultura Física. Quintana also served as pitching coach for several baseball national championships in Cuba.
- Yiky and his wife, Lizet, reside in Miami, Fla.



JOSÉ LUIS NÁPOLES

SPANISH PLAY-BY-PLAY ANNOUNCER

- José Luis Nápoles enters his sixth season as a radio voice for WAQI. In addition to his radio duties, he is the lead sports anchor for WLTV, Univision of South Florida. José Luis began his career at Univision 23 in 2006.
- Born in Villa Clara, Cuba, he began studying and developing his professional life in radio and television. In different stages of his life he has practiced intensely different sports disciplines. When he finished his pre-university studies, José Luis began studying at the physical culture branch of the city of Santa Clara, where he graduated with a degree in Sports and Physical Culture in 1996. After that, he began to venture into the field of broadcasting, animation and sports narration. He completed several training courses in techniques of voice over, sports narration, and social communication. In 2004, José Luis began working as a sports commentator and news anchor in Miami.
- José Luis has a true passion for live sports, and loves reporting on the players and the games. He is a fan of soccer and baseball. He had the opportunity to cover the Miami Heat championships in 2012 and 2013.
- José Luis lives in Miami with his wife.

MARLINS BROADCASTING INFORMATION

MARLINS ENGLISH BROADCAST HISTORY

YEAR	TELEVISION	RADIO
1993	Jay Randolph, Gary Carter	Joe Angel, Dave O' Brien
1994	Jay Randolph, Gary Carter	Joe Angel, Dave O' Brien
1995	Jay Randolph, Gary Carter	Joe Angel, Dave O' Brien
1996	Jay Randolph, Gary Carter	Joe Angel, Dave O' Brien
1997	Jay Randolph, Tommy Hutton, Joe Angel, Dave O' Brien	Joe Angel, Dave O' Brien
1998	Jay Randolph, Tommy Hutton, Joe Angel, Dave O' Brien	Joe Angel, Dave O' Brien
1999	Jay Randolph, Tommy Hutton, Joe Angel, Dave O' Brien	Joe Angel, Dave O' Brien, Jon "Boog" Sciambi
2000	Jay Randolph, Tommy Hutton, Joe Angel, Dave O' Brien	Joe Angel, Dave O' Brien, Jon "Boog" Sciambi
2001	Dave O' Brien, Tommy Hutton	Dave Van Horne, Jon "Boog" Sciambi
2002	Len Kasper, Tommy Hutton	Dave Van Horne, Jon "Boog" Sciambi
2003	Len Kasper, Tommy Hutton	Dave Van Horne, Jon "Boog" Sciambi
2004	Len Kasper, Tommy Hutton	Dave Van Horne, Jon "Boog" Sciambi
2005	Rich Waltz, Tommy Hutton	Dave Van Horne, Allen "Roxy" Bernstein
2006	Rich Waltz, Tommy Hutton	Dave Van Horne, Allen "Roxy" Bernstein
2007	Rich Waltz, Tommy Hutton	Dave Van Horne, Allen "Roxy" Bernstein
2008	Rich Waltz, Tommy Hutton	Dave Van Horne, Glenn Geffner
2009	Rich Waltz, Tommy Hutton	Dave Van Horne, Glenn Geffner
2010	Rich Waltz, Tommy Hutton	Dave Van Horne, Glenn Geffner
2011	Rich Waltz, Tommy Hutton	Dave Van Horne, Glenn Geffner
2012	Rich Waltz, Tommy Hutton	Dave Van Horne, Glenn Geffner
2013	Rich Waltz, Tommy Hutton	Dave Van Horne, Glenn Geffner
2014	Rich Waltz, Tommy Hutton	Dave Van Horne, Glenn Geffner
2015	Rich Waltz, Tommy Hutton	Dave Van Horne, Glenn Geffner
2016	Rich Waltz, Al Leiter, Eduardo Perez, Preston Wilson	Dave Van Horne, Glenn Geffner
2017	Rich Waltz, Todd Hollandsworth	Dave Van Horne, Glenn Geffner
2018	Paul Severino, Todd Hollandsworth	Dave Van Horne, Glenn Geffner
2019	Paul Severino, Todd Hollandsworth	Dave Van Horne, Glenn Geffner, Kyle Sielaff
2020	Paul Severino, Todd Hollandsworth	Dave Van Horne, Glenn Geffner, Kyle Sielaff
2021	Paul Severino, Todd Hollandsworth	Dave Van Horne, Glenn Geffner, Kyle Sielaff

MARLINS SPANISH BROADCAST HISTORY

YEAR	TELEVISION (SAP)	RADIO
1993	None	Felo Ramírez, Manolo Álvarez
1994	None	Felo Ramírez, Manolo Álvarez
1995	None	Felo Ramírez, Manolo Álvarez
1996	None	Felo Ramírez, Manolo Álvarez
1997	None	Felo Ramírez, Manolo Álvarez
1998	None	Felo Ramírez, Manolo Álvarez
1999	None	Felo Ramírez, Jesus "Chu" Diaz
2000	None	Felo Ramírez, Angel "Tito" Rodríguez
2001	None	Felo Ramírez, Angel "Tito" Rodríguez
2002	None	Felo Ramírez, Luis "Yiky" Quintana
2003	Cookie Rojas, Raul Striker, Jr.	Felo Ramírez, Luis "Yiky" Quintana
2004	Cookie Rojas, Raul Striker, Jr.	Felo Ramírez, Luis "Yiky" Quintana
2005	Cookie Rojas, Raul Striker, Jr.	Felo Ramírez, Luis "Yiky" Quintana
2006	Cookie Rojas, Raul Striker, Jr.	Felo Ramírez, Luis "Yiky" Quintana
2007	Cookie Rojas, Raul Striker, Jr.	Felo Ramírez, Luis "Yiky" Quintana
2008	Cookie Rojas, Raul Striker, Jr.	Felo Ramírez, Luis "Yiky" Quintana
2009	Cookie Rojas, Raul Striker, Jr.	Felo Ramírez, Luis "Yiky" Quintana
2010	Cookie Rojas, Raul Striker, Jr.	Felo Ramírez, Luis "Yiky" Quintana
2011	Cookie Rojas, Raul Striker, Jr.	Felo Ramírez, Luis "Yiky" Quintana
2012	Cookie Rojas, Raul Striker, Jr.	Felo Ramírez, Luis "Yiky" Quintana
2013	Cookie Rojas, Raul Striker, Jr.	Felo Ramírez, Luis "Yiky" Quintana
2014	Raul Striker, Jr.	Felo Ramírez, Luis "Yiky" Quintana
2015	Raul Striker, Jr.	Felo Ramírez, Luis "Yiky" Quintana
2016	Raul Striker, Jr.	Felo Ramírez, Luis "Yiky" Quintana
2017	None	Felo Ramírez, Luis "Yiky" Quintana, Jose Luis Napoles
2018	None	Luis "Yiky" Quintana, Jose Luis Napoles, Alberto Ferreiro
2019	None	Luis "Yiky" Quintana, Jose Luis Napoles, Alberto Ferreiro
2020	None	Luis "Yiky" Quintana, Jose Luis Napoles
2021	None	Luis "Yiky" Quintana, Jose Luis Napoles

RADIO AFFILIATES



WINZ 940 AM/94.9 HD2 FM

MIAMI/FT. LAUDERDALE (FLAGSHIP)



WBZT 1230 AM

WEST PALM BEACH



WAVK 97.7 FM

THE FLORIDA KEYS



WIXC 1060 AM

TITUSVILLE



WSTU 1450 AM

STUART

FRONT OFFICE

FIELD STAFF

PLAYERS

CLUB HISTORY

POSTSEASON HISTORY

PLAYER DEVELOPMENT

OPPONENTS

GENERAL INFORMATION

Where the JOURNEY Becomes LEGEND



VISIT US IN COOPERSTOWN
& BASEBALLHALL.ORG
@BASEBALLHALL

MARLINS COMMUNICATIONS STAFF



JASON
LATIMER

VICE PRESIDENT, COMMUNICATIONS & BROADCASTING



JON ERIK
ALVAREZ

DIRECTOR, COMMUNICATIONS



LUIS
DORANTE

PLAYER RELATIONS & SPANISH MEDIA LIAISON - SPANISH TRANSLATOR



DANIEL
KURISH

COORDINATOR, MEDIA RELATIONS



DORILYS
MIRALLES

SENIOR COORDINATOR, CORPORATE COMMUNICATIONS AND EMPLOYEE ENGAGEMENT



GALI
SHARONI

INTERN, COMMUNICATIONS

FRONT OFFICE

FIELD STAFF

PLAYERS

CLUB HISTORY

POSTSEASON HISTORY

PLAYER DEVELOPMENT

OPPONENTS

GENERAL INFORMATION

SPRING TRAINING INFORMATION



Roger Dean CHEVROLET STADIUM

4751 Main Street
Jupiter, FL 33458
(561)775-1818

The Miami Marlins enter their 20th Spring Training at Jupiter's Roger Dean Chevrolet Stadium, approximately one and a half hours north of the Club's regular season home of LoanDepot park. The complex is located on approximately 110 acres within the Abacoa Community. Abacoa is located on Donald Ross Road, approximately 1/4 mile east of Interstate 95. The Marlins share the Palm Beach County facility with the St. Louis Cardinals, one of only two multiple-team Spring Training sites in the Grapefruit League.

Roger Dean Chevrolet Stadium was named the Professional Baseball Field of the Year by the Sports Turf Managers Association in 2011.

In 2003, Baseball America recognized Roger Dean Chevrolet Stadium as baseball's fifth-best spring training facility.

The Marlins begin their 28th Spring Training on Friday, February 23, when they open their Grapefruit League slate as host to the St. Louis Cardinals, the first of six games between the cohabitants. Miami will play 18 total games at the Dean, including 7:05 p.m. contests against the Washington Nationals (March 22) and Houston Astros (March 23). The Marlins spent their inaugural Spring Training at the Cocoa Expo Center in Cocoa Beach and played nine years (1994-2002) at Space Coast Stadium in Viera (Melbourne).

The \$28 million state-of-the-art complex opened on February 28, 1998 and accommodates 6,839 fans with luxury suite seats, reserved box seats, bleachers and bullpen seating area in right field. The facility has undergone a series of upgrades in recent seasons, beginning with a new high-definition video board in 2012, reconfigured seats and new sound system in 2015, the addition of the Bullpen Club in 2016 and shade panels installed prior to the 2017 Spring season. Fans will have the opportunity to sit in the Bullpen Club, a 135-seat area that includes table-top seating for a community feel next to the visitor's bullpen. The six air-conditioned luxury suites provide 320 square feet of interior entertainment, including a wet bar, refrigerator, sink, ice maker, color television with DVD, sofa, bar stools and additional seats. Each suite has seating for 12 (outdoors) and is available with a private entrance and elevator access. Prior to the 2018 Spring Training season, all suites at Roger Dean Chevrolet Stadium underwent a modernization by local design company V-Starr.

Following Spring Training, the complex is the home of the Single-A Jupiter Hammerheads (Miami affiliate) and the Palm Beach Cardinals (St. Louis affiliate) of the Florida State League.

Offices for the Marlins Communications Department and the media workroom are located in the Marlins executive offices, beyond the left field wall at Roger Dean Chevrolet Stadium. The Press Dining area is located in the main press box area. Admission to all Marlins Spring Training games requires either a Major League Baseball Spring Training credential, a BBWAA card, or a Marlins season or daily Spring Training credential.

PREGAME TIMING	
1:05 P.M. GAME	
11:10-12:10	Visiting Batting Practice
12:10-12:20	Marlins Infield
12:20-12:30	Visiting Infield
12:30-1:00	Grounds Crew
7:05 P.M. GAME	
5:10-6:10	Visiting Batting Practice
6:10-6:20	Marlins Infield
6:20-6:30	Visiting Infield
6:30-7:00	Grounds Crew

ROGER DEAN CHEVROLET STADIUM OPERATIONS

FRONT OFFICE

General Manager, Jupiter Stadium, Ltd. Mike Bauer
 Assistant GM and Director of Corporate Partnerships Nick Bernabe
 Assistant GM and Director of Ticketing Andrew Seymour
 Executive Assistant Lynn Besaw
 Director of Accounting Pam Sartory
 Stadium Assistant Dianne Detling

SALES AND MARKETING

Marketing & Promotions Manager Ryer Gardenschwartz
 Account Executives Amanda Seimer and Regine Hill
 Ticket Office Manager Louis Reyes
 Assoc. Ticket Office Manager Kaitlyn Kilcoyne

STADIUM OPERATIONS

Director of Grounds & Facilities Jordan Treadway
 Head Groundskeeper Mitchell Moenster
 Building Manager Walter Herrera
 Event Services Coordinator Dan Knapniski

MERCHANDISE

Merchandise Manager Taryn Taylor

FOOD SERVICE

General Manager/SPORTSERVICE Brett Herman
 Assistant Manager/SPORTSERVICE Dan Benozich

SPRING TRAINING ATTENDANCE

MARLINS ALL-TIME SPRING TRAINING RESULTS

YEAR	W-L	HOME	ROAD	HOME	AVG.	ROAD	AVG.
1993#	14-17-0	9-6-0	5-11-0	94,867	6,324	85,105	5,319
1994	13-18-0	6-10-0	7-8-0	113,239	7,549	82,267	5,484
1995	13-22-1	8-9-0	5-13-1	61,483	3,617	33,856	1,782
1996	9-22-1	5-11-0	4-11-1	108,329	6,771	67,296	4,206
1997	26-5-0	13-2-0	13-3-0	103,254	6,884	78,272	5,856
1998	11-17-0	5-9-0	6-8-0	84,046	6,146	91,322	6,523
1999	11-18-1	3-10-1	8-8-0	75,050	5,361	59,894	3,743
2000	11-19-0	7-8-0	4-11-0	93,672	6,245	74,630	4,975
2001	16-12-0	9-5-0	7-7-0	76,945	5,496	59,983	4,285
2002	10-18-4	5-10-2	5-8-2	69,395	4,082	68,233	4,549
2003	14-16-0	6-8-0	8-8-0	54,248	3,875	64,037	4,002
2004	16-13-3	9-5-2	7-8-1	83,966	5,598	81,800	5,843
2005	11-20-1	4-10-1	7-10-0	86,374	5,758	102,484	6,028
2006	19-9-3*	9-4-2	10-5-1	70,015	5,001	105,384	6,199
2007	13-17-3	5-9-2	8-8-1	78,306	4,894	90,720	5,670
2008	19-11-3	7-9-2	12-2-1	126,586	7,033	79,717	5,314
2009	12-19-2	4-12-1	8-7-1	71,076	4,181	83,022	5,189
2010	14-14-1	8-6-1	6-8-0	72,568	4,838	72,085	5,149
2011	15-15-1	8-8-0	7-7-1	70,450	4,403	85,059	5,671
2012	11-14-4	6-9-1	5-5-3	126,961	7,935	79,913	6,147
2013	13-16-2	8-8-0	5-8-2	70,232	4,390	79,982	5,332
2014	18-12-2	7-6-1	11-6-1	82,300	5,487	124,222	7,307
2015	14-12-1	9-4-1	5-8-0	70,982	5,070	81,824	6,294
2016	11-14-1	5-9-0	6-5-1	88,531	6,234	81,872	6,823
2017	13-17-5	6-9-3	7-8-2	58,449	3,247	82,049	4,826
2018	15-13-3	9-4-2	6-9-1	58,696	3,913	71,379^	4,758
2019	15-13-1	8-5-1	7-8-0	49,172	3,512	70,749	4,717
2020	12-7-2	7-2-1	5-5-1	34,661	3,466	45,501	3,792
2021	14-5-5	7-2-3	7-3-2	15,598	1,300	18,473	1,421
ALL-TIME	403-425-50	202-199-27	201-216-23	2,071,146	5,025	2,046,023	4,753

FRONT OFFICE

FIELD STAFF

PLAYERS

CLUB HISTORY

POSTSEASON HISTORY

PLAYER DEVELOPMENT

OPPONENTS

GENERAL INFORMATION

SPRING TRAINING RECORDS & HISTORY

GAMES

30	Matt den Dekker	2017
29	Peter Mooney	2018
28	Brandon Barnes	2017
28	Ryan Jackson	2017
28	Eric Reed	2006
28	Yadiel Rivera	2018
27	Five players tied	

RUNS

18	Juan Pierre	2003
18	Abraham Nuñez	2004
18	Luis Castillo	1997
16	Jeremy Hermida	2009
16	Mike Jacobs	2006
16	Hanley Ramirez	2006
16	Ivan Rodriguez	2003
16	Gary Sheffield	1997
15	Four Players Tied	

BATTING

HITS

28	Hanley Ramirez	2008
27	Scott Pose	1993
26	Jorge Cantu	2008
26	Eric Owens	2002
26	Edgar Renteria	1997
25	Abraham Nuñez	2004
25	Juan Pierre	2003
24	Seven Players Tied	

DOUBLES

11	Miguel Cabrera	2004
10	Hanley Ramirez	2010
10	Jorge Cantu	2008
9	Mike Lowell	2002
8	Mike Jacobs	2006
8	Derrek Lee	1998
7	Eight Players Tied	

TRIPLES

4	Jordany Valdespin	2015
4	Hanley Ramirez	2006
3	Dee Gordon	2016
3	Chris Coghlan	2010
3	Emilio Bonifacio	2009
3	Jeff Conine	1997
2	16 Players Tied	

HOME RUNS

10	Abraham Nuñez	2004
7	Bobby Bonilla	1997
6	Ramon Castro	2004
6	Cliff Floyd	2001
5	Nine Players Tied	

RUNS BATTED IN

23	Gary Sheffield	1997
21	Abraham Nuñez	2004
18	Ivan Rodriguez	2003
18	Kevin Millar	2002
18	Josh Booty	1998
17	Michael Morse	2015
17	R. Abercrombie	2006
17	Hee-Sop Choi	2004
16	Three Players Tied	

STOLEN BASES

12	Luis Castillo	1997
10	Eric Reed	2006
8	Juan Pierre	2003
7	Dee Gordon	2015
7	Juan Pierre	2004
6	Hanley Ramirez	2007
6	Eric Owens	2002
6	Mark Kotsay	1998
6	Devon White	1996
5	Eight Players Tied	

GAMES

14	Matt Perisho	2004
13	Guillermo Mota	2005
13	Nate Bump	2004
12	Seven Players Tied	

WINS

4	Brad Penny	2004
3	17 Players Tied	

PITCHING

LOSSES

4	Scott Olsen	2007
4	A.J. Burnett	2005
4	Josh Beckett	2004
4	Livan Hernandez	1998
3	17 Players Tied	

SAVES

6	Joe Nelson	2008
3	Hunter Cervenka	2017
3	Javy Guerra	2017
3	Guillermo Mota	2005
3	Oscar Henriquez	1998
3	Dennis Cook	1997
2	18 Players Tied	

HITS

47	Anibal Sanchez	2009
42	Josh Beckett	2004
38	John Burkett	1996
37	A.J. Burnett	2005
37	Jesus Sanchez	2001
36	Josh Johnson	2009
34	Chris Hammond	1994
33	Ryan Bowen	1994
33	Mike Myers	1993

RUNS

30	Jesus Sanchez	2001
23	A.J. Burnett	2005
20	Felix Heredia	1998
19	Anibal Sanchez	2009
19	Livan Hernandez	1999
18	Eight Players Tied	

EARNED RUNS

28	Jesus Sanchez	2001
19	A.J. Burnett	2005
19	Felix Heredia	1998
18	Josh Beckett	2004
18	Zac Gallen	2018
17	Anibal Sanchez	2010
17	Livan Hernandez	1999
17	Chris Hammond	1994
17	Wei-Yin Chen	2019

STRIKEOUTS

32	A.J. Burnett	2002
30	John Burkett	1996
29	Josh Johnson	2009
26	Josh Beckett	2004
25	Dontrelle Willis	2005
24	José Fernández	2016
24	Josh Johnson	2012
24	Josh Beckett	2005
23	A.J. Burnett	2005

TEAM RECORDS

WINS

26	1997
19	2008
19	2006
18	2014
16	2004
16	2001
15	2018
15	2019

LOSSES

22	1996
22	1995
20	2005
19	2009
19	2000
18	2002
18	1999

TIES

5	2017
4	2012
4	2002
3	2008
3	2007
3	2006
3	2018

WINNING PERCENTAGE

.839	1997
.613	2006
.576	2008
.571	2001
.563	2014
.536	2018
.519	2015

HOME WINS

13	1997
9	Six times

HOME LOSSES

12	2009
11	1996
10	Four times

ROAD WINS

13	1997
12	2008
11	2014
10	2006
8	Four Times

ROAD LOSSES

13	1995
11	2000
11	1996
11	1993